



Comprehensive Facilities Plan Update 2018

Minnesota State University Mankato

Volume 2

10.21.2019 100% Document





MINNESOTA STATE
UNIVERSITY
MANKATO

TABLE OF CONTENTS

7	APPENDIX	
	Space Utilization Reports	6-23
	Academic Master Plan.....	24-34
	Technology Master Plan	35-41
	Facilities Information	42-53
	Utility Information	54-209
	Partnerships.....	210
	Athletic Campus Studies	211-213
	Open House Analysis	214-217
	Faculty / Staff Open House Analysis	218-224
	Online Survey Results	
	Student Results	225-335
	Faculty Staff Results.....	336-365



7

Appendix

Classrooms

Space Utilization Reports

MnSCU - MN State Colleges and Universities

Room Utilization

Reporting Period: 8/27/2018 thru 12/8/2018

MSU Mankato - Classrooms Owned/Academic

Room	Bookings	Hours Used	Hours Available	% Utilization	Util. Category	Util. Cost	Hours Vacant	Vacancy Cost
Armstrong Hall(AH)								
0004 Classroom	208	295.25	480.00	61.51	Low	\$0.00	184.75	\$0.00
0007 Classroom	313	433.25	480.00	90.26	Normal	\$0.00	46.75	\$0.00
0013 Classroom	255	418.92	480.00	87.27	Normal	\$0.00	61.08	\$0.00
0015 Classroom	271	320.42	480.00	66.75	Low	\$0.00	159.58	\$0.00
0039 Classroom	271	487.17	480.00	101.49	High	\$0.00	0.00	\$0.00
0040 Classroom	185	323.75	480.00	67.45	Low	\$0.00	156.25	\$0.00
0101 Classroom	300	353.00	480.00	73.54	Low	\$0.00	127.00	\$0.00
0102 Classroom	216	290.17	480.00	60.45	Low	\$0.00	189.83	\$0.00
0123 Classroom	173	278.58	480.00	58.04	Low	\$0.00	201.42	\$0.00
0202 Classroom	289	527.83	480.00	109.97	High	\$0.00	0.00	\$0.00
0208 Classroom	313	590.92	480.00	123.11	High	\$0.00	0.00	\$0.00
0211 Classroom	270	379.50	480.00	79.06	Low	\$0.00	100.50	\$0.00
0213 Classroom	287	444.25	480.00	92.55	Normal	\$0.00	35.75	\$0.00
0214 Classroom	189	353.08	480.00	73.56	Low	\$0.00	126.92	\$0.00
0215 Classroom	298	422.67	480.00	88.06	Normal	\$0.00	57.33	\$0.00
0217 Classroom	275	376.67	480.00	78.47	Low	\$0.00	103.33	\$0.00
0219 Classroom	421	555.50	480.00	115.73	High	\$0.00	0.00	\$0.00
0220 Classroom (CoB)	300	397.50	480.00	82.81	Low	\$0.00	82.50	\$0.00
0222 Classroom	271	442.33	480.00	92.15	Normal	\$0.00	37.67	\$0.00
0223B Classroom	357	337.75	480.00	70.36	Low	\$0.00	142.25	\$0.00
0225 Classroom	234	413.67	480.00	86.18	Normal	\$0.00	66.33	\$0.00
0231 Classroom	207	300.58	480.00	62.62	Low	\$0.00	179.42	\$0.00
0232 Classroom	300	385.83	480.00	80.38	Low	\$0.00	94.17	\$0.00
0233 Classroom	245	402.08	480.00	83.77	Low	\$0.00	77.92	\$0.00
0234 Classroom	214	320.42	480.00	66.75	Low	\$0.00	159.58	\$0.00
0302 Classroom	350	488.92	480.00	101.86	High	\$0.00	0.00	\$0.00
0303 Classroom (SPED ONLY)	100	333.33	480.00	69.44	Low	\$0.00	146.67	\$0.00
0304 Classroom	513	440.33	480.00	91.74	Normal	\$0.00	39.67	\$0.00
0305 Classroom	356	472.58	480.00	98.45	Normal	\$0.00	7.42	\$0.00
0306 Classroom	172	413.17	480.00	86.08	Normal	\$0.00	66.83	\$0.00
0308 Classroom	137	267.83	480.00	55.80	Low	\$0.00	212.17	\$0.00

4/24/2019 4:02 PM sb

EMS Campus

Page 1 of 6

MnSCU - MN State Colleges and Universities

Room Utilization

Reporting Period: 8/27/2018 thru 12/8/2018

MSU Mankato - Classrooms Owned/Academic

Room	Bookings	Hours Used	Hours Available	% Utilization	Util. Category	Util. Cost	Hours Vacant	Vacancy Cost
0310 Classroom	542	569.00	480.00	118.54	High	\$0.00	0.00	\$0.00
0314 Classroom	256	385.33	480.00	80.28	Low	\$0.00	94.67	\$0.00
0315 Classroom	250	449.92	480.00	93.73	Normal	\$0.00	30.08	\$0.00
0316 Classroom	541	545.42	480.00	113.63	High	\$0.00	0.00	\$0.00
0317 Classroom	118	298.50	480.00	62.19	Low	\$0.00	181.50	\$0.00
0319 Classroom	315	330.50	480.00	68.85	Low	\$0.00	149.50	\$0.00
0322 Classroom	213	339.58	480.00	70.75	Low	\$0.00	140.42	\$0.00
0323 Classroom	228	358.50	480.00	74.69	Low	\$0.00	121.50	\$0.00
0325 Classroom	150	249.33	480.00	51.94	Low	\$0.00	230.67	\$0.00
0326 Classroom	209	411.67	480.00	85.76	Normal	\$0.00	68.33	\$0.00
0334 Classroom	320	611.08	480.00	127.31	High	\$0.00	0.00	\$0.00
Total	11,432	16,816.08	20,160.00	83.41		\$0.00	3,879.75	\$0.00
Clinical Sciences Building(CSB)								
112	400	575.67	480.00	119.93	High	\$0.00	0.00	\$0.00
212	341	496.67	480.00	103.47	High	\$0.00	0.00	\$0.00
312	185	409.33	480.00	85.28	Normal	\$0.00	70.67	\$0.00
350	268	397.25	480.00	82.76	Low	\$0.00	82.75	\$0.00
351	146	271.08	480.00	56.48	Low	\$0.00	208.92	\$0.00
Total	1,340	2,150.00	2,400.00	89.58		\$0.00	362.33	\$0.00
Ford Hall(FH)								
0216 Classroom	206	310.00	480.00	64.58	Low	\$0.00	170.00	\$0.00
Total	206	310.00	480.00	64.58		\$0.00	170.00	\$0.00
Highland Center(HC)								
1700A Classroom	272	248.33	480.00	51.74	Low	\$0.00	231.67	\$0.00
1700B Classroom	341	312.17	480.00	65.03	Low	\$0.00	167.83	\$0.00
1702 - CAHN Only	143	221.00	480.00	46.04	Low	\$0.00	259.00	\$0.00
Total	756	781.50	1,440.00	54.27		\$0.00	658.50	\$0.00

4/24/2019 4:02 PM sb

EMS Campus

Page 2 of 6

Classrooms

Space Utilization Reports

MnSCU - MN State Colleges and Universities

Room Utilization

Reporting Period: 8/27/2018 thru 12/8/2018

MSU Mankato - Classrooms Owned/Academic

Room	Bookings	Hours Used	Hours Available	% Utilization	Util. Category	Util. Cost	Hours Vacant	Vacancy Cost
0310 Classroom	542	569.00	480.00	118.54	High	\$0.00	0.00	\$0.00
0314 Classroom	256	385.33	480.00	80.28	Low	\$0.00	94.67	\$0.00
0315 Classroom	250	449.92	480.00	93.73	Normal	\$0.00	30.08	\$0.00
0316 Classroom	541	545.42	480.00	113.63	High	\$0.00	0.00	\$0.00
0317 Classroom	118	298.50	480.00	62.19	Low	\$0.00	181.50	\$0.00
0319 Classroom	315	330.50	480.00	68.85	Low	\$0.00	149.50	\$0.00
0322 Classroom	213	339.58	480.00	70.75	Low	\$0.00	140.42	\$0.00
0323 Classroom	228	358.50	480.00	74.69	Low	\$0.00	121.50	\$0.00
0325 Classroom	150	249.33	480.00	51.94	Low	\$0.00	230.67	\$0.00
0326 Classroom	209	411.67	480.00	85.76	Normal	\$0.00	68.33	\$0.00
0334 Classroom	320	611.08	480.00	127.31	High	\$0.00	0.00	\$0.00
Total	11,432	16,816.08	20,160.00	83.41		\$0.00	3,879.75	\$0.00
Clinical Sciences Building(CSB)								
112	400	575.67	480.00	119.93	High	\$0.00	0.00	\$0.00
212	341	496.67	480.00	103.47	High	\$0.00	0.00	\$0.00
312	185	409.33	480.00	85.28	Normal	\$0.00	70.67	\$0.00
350	268	397.25	480.00	82.76	Low	\$0.00	82.75	\$0.00
351	146	271.08	480.00	56.48	Low	\$0.00	208.92	\$0.00
Total	1,340	2,150.00	2,400.00	89.58		\$0.00	362.33	\$0.00
Ford Hall(FH)								
0216 Classroom	206	310.00	480.00	64.58	Low	\$0.00	170.00	\$0.00
Total	206	310.00	480.00	64.58		\$0.00	170.00	\$0.00
Highland Center(HC)								
1700A Classroom	272	248.33	480.00	51.74	Low	\$0.00	231.67	\$0.00
1700B Classroom	341	312.17	480.00	65.03	Low	\$0.00	167.83	\$0.00
1702 - CAHN Only	143	221.00	480.00	46.04	Low	\$0.00	259.00	\$0.00
Total	756	781.50	1,440.00	54.27		\$0.00	658.50	\$0.00

4/24/2019 4:02 PM sb

EMS Campus

Page 2 of 6

MnSCU - MN State Colleges and Universities

Room Utilization

Reporting Period: 8/27/2018 thru 12/8/2018

MSU Mankato - Classrooms Owned/Academic

Room	Bookings	Hours Used	Hours Available	% Utilization	Util. Category	Util. Cost	Hours Vacant	Vacancy Cost
Jane Earley Center for Performing Arts(PA)								
0101 Classroom (MSU dept only)	241	243.33	480.00	50.69	Low	\$0.00	236.67	\$0.00
0104 Classroom	257	464.75	480.00	96.82	Normal	\$0.00	15.25	\$0.00
0105 Classroom	114	217.75	480.00	45.36	Low	\$0.00	262.25	\$0.00
0106 Classroom	185	221.92	480.00	46.23	Low	\$0.00	258.08	\$0.00
0250 Halling Recital Hall	213	272.42	480.00	56.75	Low	\$0.00	207.58	\$0.00
Total	1,010	1,420.17	2,400.00	59.17		\$0.00	979.83	\$0.00
Margaret A Preska Residence Community(PS)								
0105 Classroom	0	0.00	480.00	0.00	Unused	\$0.00	480.00	\$0.00
0126 Classroom	43	35.83	480.00	7.47	Low	\$0.00	444.17	\$0.00
Total	43	35.83	960.00	3.73		\$0.00	924.17	\$0.00
Memorial Library(ML)								
0094B TelePresence Room	0	0.00	480.00	0.00	Unused	\$0.00	480.00	\$0.00
0109 Classroom	100	236.58	480.00	49.29	Low	\$0.00	243.42	\$0.00
Total	100	236.58	960.00	24.64		\$0.00	723.42	\$0.00
Morris Hall(MH)								
0013 Collaborative Classroom	0	0.00	480.00	0.00	Unused	\$0.00	480.00	\$0.00
0102 Classroom (CoB)	314	390.17	480.00	81.28	Low	\$0.00	89.83	\$0.00
0103 Classroom	246	331.50	480.00	69.06	Low	\$0.00	148.50	\$0.00
0209 Classroom (CoB)	263	348.25	480.00	72.55	Low	\$0.00	131.75	\$0.00
0210 Classroom (CoB)	204	360.00	480.00	75.00	Low	\$0.00	120.00	\$0.00
0211 Classroom/TelePresence (CoB)	287	467.00	480.00	97.29	Normal	\$0.00	13.00	\$0.00
0213 Classroom	128	362.67	480.00	75.56	Low	\$0.00	117.33	\$0.00
Total	1,442	2,259.58	3,360.00	67.25		\$0.00	1,100.42	\$0.00

Nelson Hall(NH)

4/24/2019 4:02 PM sb

EMS Campus

Page 3 of 6

Classrooms

Space Utilization Reports

MnSCU - MN State Colleges and Universities

Room Utilization

Reporting Period: 8/27/2018 thru 12/8/2018

MSU Mankato - Classrooms Owned/Academic

Room	Bookings	Hours Used	Hours Available	% Utilization	Util. Category	Util. Cost	Hours Vacant	Vacancy Cost
0003 Classroom	203	363.83	480.00	75.80	Low	\$0.00	116.17	\$0.00
Total	203	363.83	480.00	75.80		\$0.00	116.17	\$0.00
Pennington Hall(PH)								
0110 Classroom	313	374.25	480.00	77.97	Low	\$0.00	105.75	\$0.00
0112 Classroom	182	307.83	480.00	64.13	Low	\$0.00	172.17	\$0.00
0114 Classroom	136	342.08	480.00	71.27	Low	\$0.00	137.92	\$0.00
0116 Classroom	283	308.83	480.00	64.34	Low	\$0.00	171.17	\$0.00
Total	914	1,333.00	1,920.00	69.43		\$0.00	587.00	\$0.00
Taylor Center(TC)								
0080 Classroom	312	436.00	480.00	90.83	Normal	\$0.00	44.00	\$0.00
0082 Classroom	171	213.75	480.00	44.53	Low	\$0.00	266.25	\$0.00
Total	483	649.75	960.00	67.68		\$0.00	310.25	\$0.00
Trafton Science Center East(TE)								
E224 Classroom	419	449.67	480.00	93.68	Normal	\$0.00	30.33	\$0.00
E225 Classroom	442	453.08	480.00	94.39	Normal	\$0.00	26.92	\$0.00
Total	861	902.75	960.00	94.04		\$0.00	57.25	\$0.00
Trafton Science Center North(TN)								
N362B ANTH Lecture Room	160	192.50	480.00	40.10	Low	\$0.00	287.50	\$0.00
N372 SOWK Classroom	200	542.00	480.00	112.92	High	\$0.00	0.00	\$0.00
Total	360	734.50	960.00	76.51		\$0.00	287.50	\$0.00
Trafton Science Center South(TS)								
S352 Classroom Lab	254	216.50	480.00	45.10	Low	\$0.00	263.50	\$0.00
Total	254	216.50	480.00	45.10		\$0.00	263.50	\$0.00

MnSCU - MN State Colleges and Universities

Room Utilization

Reporting Period: 8/27/2018 thru 12/8/2018

MSU Mankato - Classrooms Owned/Academic

Room	Bookings	Hours Used	Hours Available	% Utilization	Util. Category	Util. Cost	Hours Vacant	Vacancy Cost
Trafton Science Center(TR)								
C114 ITV Classroom	407	467.83	480.00	97.47	Normal	\$0.00	12.17	\$0.00
C121 Classroom	572	522.50	480.00	108.85	High	\$0.00	0.00	\$0.00
C122 Classroom	383	337.58	480.00	70.33	Low	\$0.00	142.42	\$0.00
C123 Classroom	416	388.67	480.00	80.97	Low	\$0.00	91.33	\$0.00
C124 Classroom	461	439.42	480.00	91.55	Normal	\$0.00	40.58	\$0.00
C128 Classroom	331	314.17	480.00	65.45	Low	\$0.00	165.83	\$0.00
C310 Classroom	207	255.33	480.00	53.19	Low	\$0.00	224.67	\$0.00
C311 Classroom (with computers)	669	557.50	480.00	116.15	High	\$0.00	0.00	\$0.00
C314 Classroom	186	197.83	480.00	41.22	Low	\$0.00	282.17	\$0.00
C317 Classroom	413	397.08	480.00	82.73	Low	\$0.00	82.92	\$0.00
Total	4,045	3,877.92	4,800.00	80.79		\$0.00	1,042.08	\$0.00
Wiecking Center(WC)								
0351 Classroom	470	403.33	480.00	84.03	Low	\$0.00	76.67	\$0.00
0353 Classroom	165	325.92	480.00	67.90	Low	\$0.00	154.08	\$0.00
0357 Classroom	456	380.00	480.00	79.17	Low	\$0.00	100.00	\$0.00
AUD Fixed Seat Classroom	218	472.58	480.00	98.45	Normal	\$0.00	7.42	\$0.00
B129 Classroom	171	213.75	480.00	44.53	Low	\$0.00	266.25	\$0.00
Total	1,480	1,795.58	2,400.00	74.82		\$0.00	604.42	\$0.00
Wissink Hall(WH)								
0116 Telepresence	140	250.67	480.00	52.22	Low	\$0.00	229.33	\$0.00
0117 Telepresence	82	154.58	480.00	32.20	Low	\$0.00	325.42	\$0.00
0284 Classroom	295	315.83	480.00	65.80	Low	\$0.00	164.17	\$0.00
0284A Classroom	294	482.33	480.00	100.49	High	\$0.00	0.00	\$0.00
0286A Classroom	443	383.50	480.00	79.90	Low	\$0.00	96.50	\$0.00
0288 Classroom	426	403.50	480.00	84.06	Low	\$0.00	76.50	\$0.00
0288A Classroom	473	454.00	480.00	94.58	Normal	\$0.00	26.00	\$0.00
0289 Classroom	344	355.67	480.00	74.10	Low	\$0.00	124.33	\$0.00
0379 Classroom - Collaborative	0	0.00	480.00	0.00	Unused	\$0.00	480.00	\$0.00

4/24/2019 4:02 PM sb

EMS Campus

Page 5 of 6

Classrooms
Space Utilization Reports

MnSCU - MN State Colleges and Universities					Room Utilization			
Reporting Period: 8/27/2018 thru 12/8/2018								
MSU Mankato - Classrooms Owned/Academic								
Room	Bookings	Hours Used	Hours Available	% Utilization	Util. Category	Util. Cost	Hours Vacant	Vacancy Cost
Total	2,497	2,800.08	4,320.00	64.82		\$0.00	1,522.25	\$0.00
Grand Total	27,426	36,683.67	49,440.00	74.20		\$0.00	13,588.83	\$0.00

4/24/2019 4:02 PM sb

EMS Campus

Page 6 of 6

MnSCU - MN State Colleges and Universities

Report Criteria

Report	Format	Start Date	End Date	Start Time	End Time
Room Utilization	Detail By Building	8/27/2018	12/8/2018		

Buildings

Andreas Observatory(AO)
 Armstrong Hall(AH)
 Carkoski Common
 Centennial Student Union(SU)
 Clinical Sciences Building(CSB)
 Crawford Center(CR)
 Crawford D Wing(CRD)
 Dining Center(DC-DC)
 East Building(EB)
 Ford Hall(FH)
 Highland Center(HC)
 Highland North(HN)
 Jane Earley Center for Performing Arts(PA)
 Julia A. Sears(JS)
 Margaret A Preska Residence Community(PS)
 McElroy Center(MC)
 McElroy E Wing(MCE)
 Memorial Library(ML)
 Morris Hall(MH)
 Myers Field House(MF)
 Nelson Hall(NH)
 Pennington Hall(PH)
 Preska J Hall Community(PSJ)
 Preska K Hall Community(PSK)
 Standeford Observatory(SO)
 Taylor Center(TC)
 Trafton Science Center East(TE)
 Trafton Science Center North(TN)
 Trafton Science Center South(TS)
 Trafton Science Center(TR)
 West Building(WB)
 Wiecking Center(WC)
 Wigley Administration Center(WA)
 Wissink Hall(WH)

Statuses

Academic Confirmed
 Confirmed

Room Types

Classroom Facilities - 110

Event Types

Course, Credit
 Course, Hybrid Credit

Classrooms

Space Utilization Reports

MnSCU - MN State Colleges and Universities

Report Criteria

Report	Format	Start Date	End Date	Start Time	End Time
Room Utilization	Detail By Building	8/27/2018	12/8/2018		
Final Exam					
Group Types					
Academic					
Other MnSCU					

Labs

Space Utilization Reports

MnSCU - MN State Colleges and Universities

Room Utilization

Reporting Period: 8/27/2018 thru 12/8/2018

MSU Mankato - Classrooms Owned/Academic

Room	Bookings	Hours Used	Hours Available	% Utilization	Util. Category	Util. Cost	Hours Vacant	Vacancy Cost
Armstrong Hall(AH)								
0001 Classroom-SB Seminar Room	168	342.58	480.00	71.37	Low	\$0.00	137.42	\$0.00
0011 Classroom	260	588.17	480.00	122.53	High	\$0.00	0.00	\$0.00
0029 Class Laboratory	229	407.25	480.00	84.84	Low	\$0.00	72.75	\$0.00
0045 Psyc Lab	0	0.00	480.00	0.00	Unused	\$0.00	480.00	\$0.00
0121 Group Therapy Room-CDIS	0	0.00	480.00	0.00	Unused	\$0.00	480.00	\$0.00
0122 Class Laboratory - CSBS	132	257.25	480.00	53.59	Low	\$0.00	222.75	\$0.00
0203 Computer Lab	368	644.00	480.00	134.17	High	\$0.00	0.00	\$0.00
0204 Computer Lab	274	506.50	480.00	105.52	High	\$0.00	0.00	\$0.00
0205 Classroom (CoB)	356	583.00	480.00	121.46	High	\$0.00	0.00	\$0.00
0209 Classroom (CoB)	256	363.50	480.00	75.73	Low	\$0.00	116.50	\$0.00
0216 Classroom (CoB)	260	370.00	480.00	77.08	Low	\$0.00	110.00	\$0.00
0221 - WLC only	284	284.33	480.00	59.24	Low	\$0.00	195.67	\$0.00
0223A GEOG Cart Lab	100	180.25	480.00	37.55	Low	\$0.00	299.75	\$0.00
0309 Classroom Lab	355	440.92	480.00	91.86	Normal	\$0.00	39.08	\$0.00
0311 Classroom	336	473.83	480.00	98.72	Normal	\$0.00	6.17	\$0.00
0320 Classroom (CoB)	268	335.75	480.00	69.95	Low	\$0.00	144.25	\$0.00
0321 Classroom (College of ED only)	187	282.33	480.00	58.82	Low	\$0.00	197.67	\$0.00
0327 Computer Lab	441	771.75	480.00	160.78	High	\$0.00	0.00	\$0.00
0330 Class Laboratory	71	556.17	480.00	115.87	High	\$0.00	0.00	\$0.00
0331 Computer Lab	402	707.00	480.00	147.29	High	\$0.00	0.00	\$0.00
0333 Class Laboratory	44	344.67	480.00	71.81	Low	\$0.00	135.33	\$0.00
Total	4,791	8,439.25	10,080.00	83.72		\$0.00	2,637.33	\$0.00
Centennial Student Union(SU)								
Maverick Bowling Alley Section 01	86	71.67	480.00	14.93	Low	\$0.00	408.33	\$0.00
Maverick Bowling Alley Section 02	0	0.00	480.00	0.00	Unused	\$0.00	480.00	\$0.00
Maverick Bowling Alley Section 03	0	0.00	480.00	0.00	Unused	\$0.00	480.00	\$0.00
Maverick Bowling Alley Section 04	0	0.00	480.00	0.00	Unused	\$0.00	480.00	\$0.00
Total	86	71.67	1,920.00	3.73		\$0.00	1,848.33	\$0.00

4/24/2019 4:10 PM sb

EMS Campus

Page 1 of 7

Labs

Space Utilization Reports

MnSCU - MN State Colleges and Universities

Room Utilization

Reporting Period: 8/27/2018 thru 12/8/2018

MSU Mankato - Classrooms Owned/Academic

Room	Bookings	Hours Used	Hours Available	% Utilization	Util. Category	Util. Cost	Hours Vacant	Vacancy Cost
Clinical Sciences Building(CSB)								
116 Exam room	0	0.00	480.00	0.00	Unused	\$0.00	480.00	\$0.00
125 Exam room	0	0.00	480.00	0.00	Unused	\$0.00	480.00	\$0.00
126 Exam room	0	0.00	480.00	0.00	Unused	\$0.00	480.00	\$0.00
128 Oral Health Clinic	159	354.50	480.00	73.85	Low	\$0.00	125.50	\$0.00
133 Radiology	116	184.67	480.00	38.47	Low	\$0.00	295.33	\$0.00
136 Biomaterials Lab	14	25.67	480.00	5.35	Low	\$0.00	454.33	\$0.00
143 Dental SimLab	146	209.67	480.00	43.68	Low	\$0.00	270.33	\$0.00
151 Exam room	0	0.00	480.00	0.00	Unused	\$0.00	480.00	\$0.00
215 First Aid/Demo	284	424.67	480.00	88.47	Normal	\$0.00	55.33	\$0.00
254 Integration Station	0	0.00	480.00	0.00	Unused	\$0.00	480.00	\$0.00
255 Integration Station	0	0.00	480.00	0.00	Unused	\$0.00	480.00	\$0.00
256 Integration Station	0	0.00	480.00	0.00	Unused	\$0.00	480.00	\$0.00
257 Integration Station	0	0.00	480.00	0.00	Unused	\$0.00	480.00	\$0.00
258 Integration Station	0	0.00	480.00	0.00	Unused	\$0.00	480.00	\$0.00
Total	719	1,199.17	6,720.00	17.84		\$0.00	5,520.83	\$0.00
Ford Hall(FH)								
0110 Classroom Laboratory	115	238.83	480.00	49.76	Low	\$0.00	241.17	\$0.00
0114 Classroom Laboratory	0	0.00	480.00	0.00	Unused	\$0.00	480.00	\$0.00
0125 Classroom Laboratory	84	140.00	480.00	29.17	Low	\$0.00	340.00	\$0.00
0127 Classroom Laboratory	0	0.00	480.00	0.00	Unused	\$0.00	480.00	\$0.00
0132 Classroom Laboratory	128	192.67	480.00	40.14	Low	\$0.00	287.33	\$0.00
0139 Classroom Laboratory	0	0.00	480.00	0.00	Unused	\$0.00	480.00	\$0.00
0212 Classroom Laboratory	84	154.00	480.00	32.08	Low	\$0.00	326.00	\$0.00
0214 Classroom Laboratory	70	128.33	480.00	26.74	Low	\$0.00	351.67	\$0.00
0228 Classroom Laboratory	0	0.00	480.00	0.00	Unused	\$0.00	480.00	\$0.00
0236 Classroom Laboratory	43	141.50	480.00	29.48	Low	\$0.00	338.50	\$0.00
0310 Classroom Laboratory	28	93.33	480.00	19.44	Low	\$0.00	386.67	\$0.00
0310A Classroom Laboratory	0	0.00	480.00	0.00	Unused	\$0.00	480.00	\$0.00
0313 Classroom Laboratory	86	243.67	480.00	50.76	Low	\$0.00	236.33	\$0.00
0315 Classroom Laboratory	0	0.00	480.00	0.00	Unused	\$0.00	480.00	\$0.00

4/24/2019 4:10 PM sb

EMS Campus

Page 2 of 7

MnSCU - MN State Colleges and Universities

Room Utilization

Reporting Period: 8/27/2018 thru 12/8/2018

MSU Mankato - Classrooms Owned/Academic

Room	Bookings	Hours Used	Hours Available	% Utilization	Util. Category	Util. Cost	Hours Vacant	Vacancy Cost
0316 Classroom Laboratory	0	0.00	480.00	0.00	Unused	\$0.00	480.00	\$0.00
0322 Classroom Laboratory	44	153.67	480.00	32.01	Low	\$0.00	326.33	\$0.00
0322A Classroom Laboratory	0	0.00	480.00	0.00	Unused	\$0.00	480.00	\$0.00
0332 Classroom Laboratory	0	0.00	480.00	0.00	Unused	\$0.00	480.00	\$0.00
Total	682	1,486.00	8,640.00	17.20		\$0.00	7,154.00	\$0.00
Highland Center(HC)								
0102 Class Laboratory	0	0.00	480.00	0.00	Unused	\$0.00	480.00	\$0.00
1202 Classrm Lab	0	0.00	480.00	0.00	Unused	\$0.00	480.00	\$0.00
1204 Classrm Lab	0	0.00	480.00	0.00	Unused	\$0.00	480.00	\$0.00
1206 Classrm Lab	0	0.00	480.00	0.00	Unused	\$0.00	480.00	\$0.00
1208 Classrm Lab	0	0.00	480.00	0.00	Unused	\$0.00	480.00	\$0.00
1212 Classrm Lab	0	0.00	480.00	0.00	Unused	\$0.00	480.00	\$0.00
1232 Classrm Lab	0	0.00	480.00	0.00	Unused	\$0.00	480.00	\$0.00
1500 Classrm Lab- Pool Deck	0	0.00	480.00	0.00	Unused	\$0.00	480.00	\$0.00
2010 Collaborative Learning Lab	183	322.00	480.00	67.08	Low	\$0.00	158.00	\$0.00
Total	183	322.00	4,320.00	7.45		\$0.00	3,998.00	\$0.00
Jane Earley Center for Performing Arts(PA)								
0102-Recording studio	57	59.58	480.00	12.41	Low	\$0.00	420.42	\$0.00
0110 Class Laboratory	270	239.00	480.00	49.79	Low	\$0.00	241.00	\$0.00
0113 Class Laboratory	340	355.33	480.00	74.03	Low	\$0.00	124.67	\$0.00
0114 Costume Shop	0	0.00	480.00	0.00	Unused	\$0.00	480.00	\$0.00
0126 Class Laboratory Service	170	254.67	480.00	53.06	Low	\$0.00	225.33	\$0.00
0217 Class Laboratory	0	0.00	480.00	0.00	Unused	\$0.00	480.00	\$0.00
Total	837	908.58	2,880.00	31.55		\$0.00	1,971.42	\$0.00
Memorial Library(ML)								
0047 Classroom Lab	400	433.08	480.00	90.23	Normal	\$0.00	46.92	\$0.00
0081 Computer Lab	0	0.00	480.00	0.00	Unused	\$0.00	480.00	\$0.00
0101A Lab - Math Dept only	399	332.50	480.00	69.27	Low	\$0.00	147.50	\$0.00

4/24/2019 4:10 PM sb

EMS Campus

Page 3 of 7

Labs

Space Utilization Reports

MnSCU - MN State Colleges and Universities

Room Utilization

Reporting Period: 8/27/2018 thru 12/8/2018

MSU Mankato - Classrooms Owned/Academic

Room	Bookings	Hours Used	Hours Available	% Utilization	Util. Category	Util. Cost	Hours Vacant	Vacancy Cost
0101B Lab - Math Dept only	398	331.67	480.00	69.10	Low	\$0.00	148.33	\$0.00
Total	1,197	1,097.25	1,920.00	57.15		\$0.00	822.75	\$0.00
Morris Hall(MH)								
0012 Assessment Lab	0	0.00	480.00	0.00	Unused	\$0.00	480.00	\$0.00
0112 Class Lab-URSI only	156	345.00	480.00	71.88	Low	\$0.00	135.00	\$0.00
0208 Classroom Lab-Finance ONLY	249	334.00	480.00	69.58	Low	\$0.00	146.00	\$0.00
0212 GIS Lab	142	250.83	480.00	52.26	Low	\$0.00	229.17	\$0.00
Total	547	929.83	1,920.00	48.43		\$0.00	990.17	\$0.00
Nelson Hall(NH)								
0004 Class Laboratory	199	479.83	480.00	99.97	Normal	\$0.00	0.17	\$0.00
0106 Classroom Lab	198	346.50	480.00	72.19	Low	\$0.00	133.50	\$0.00
0150 Class Laboratory	129	323.50	480.00	67.40	Low	\$0.00	156.50	\$0.00
0201 Class Laboratory	156	400.00	480.00	83.33	Low	\$0.00	80.00	\$0.00
0202 Class Laboratory	170	411.67	480.00	85.76	Normal	\$0.00	68.33	\$0.00
0203 Class Laboratory	185	482.17	480.00	100.45	High	\$0.00	0.00	\$0.00
0204 Class Laboratory	198	477.00	480.00	99.38	Normal	\$0.00	3.00	\$0.00
Total	1,235	2,920.67	3,360.00	86.92		\$0.00	441.50	\$0.00
Taylor Center(TC)								
0169 Vi Holbrook Lab used by HP	14	25.67	480.00	5.35	Low	\$0.00	454.33	\$0.00
Total	14	25.67	480.00	5.35		\$0.00	454.33	\$0.00
Trafton Science Center East(TE)								
E120 Class Laboratory	0	0.00	480.00	0.00	Unused	\$0.00	480.00	\$0.00
E211A Classroom Lab	225	259.50	480.00	54.06	Low	\$0.00	220.50	\$0.00
E211B Classroom Lab	58	106.33	480.00	22.15	Low	\$0.00	373.67	\$0.00
E216 Classroom Laboratory	0	0.00	480.00	0.00	Unused	\$0.00	480.00	\$0.00
E218 Classroom Laboratory	185	249.92	480.00	52.07	Low	\$0.00	230.08	\$0.00

4/24/2019 4:10 PM sb

EMS Campus

Page 4 of 7

MnSCU - MN State Colleges and Universities

Room Utilization

Reporting Period: 8/27/2018 thru 12/8/2018

MSU Mankato - Classrooms Owned/Academic

Room	Bookings	Hours Used	Hours Available	% Utilization	Util. Category	Util. Cost	Hours Vacant	Vacancy Cost
E308 Mn Rapid Prototyping Lab	0	0.00	480.00	0.00	Unused	\$0.00	480.00	\$0.00
E315 Class Laboratory	99	164.83	480.00	34.34	Low	\$0.00	315.17	\$0.00
Total	567	780.58	3,360.00	23.23		\$0.00	2,579.42	\$0.00
Trafton Science Center North(TN)								
N162 Class Laboratory	58	164.33	480.00	34.24	Low	\$0.00	315.67	\$0.00
N164 Class Laboratory	115	325.83	480.00	67.88	Low	\$0.00	154.17	\$0.00
N166 Class Laboratory	43	121.83	480.00	25.38	Low	\$0.00	358.17	\$0.00
N182 Class Laboratory	200	366.67	480.00	76.39	Low	\$0.00	113.33	\$0.00
N184 Class Laboratory	129	301.00	480.00	62.71	Low	\$0.00	179.00	\$0.00
N186 Class Laboratory	56	130.67	480.00	27.22	Low	\$0.00	349.33	\$0.00
N287 Classroom Laboratory	28	51.33	480.00	10.69	Low	\$0.00	428.67	\$0.00
N337 SOWK Skills Recording Lab	0	0.00	480.00	0.00	Unused	\$0.00	480.00	\$0.00
N338 SOWK Skills Recording Lab	0	0.00	480.00	0.00	Unused	\$0.00	480.00	\$0.00
N351 Class Laboratory	0	0.00	480.00	0.00	Unused	\$0.00	480.00	\$0.00
N361 Civil Eng GeoTech Lab	57	104.50	480.00	21.77	Low	\$0.00	375.50	\$0.00
N362C Physical ANTH Lab	87	152.00	480.00	31.67	Low	\$0.00	328.00	\$0.00
N363 ANTH/SOWK Classroom LAB	172	373.42	480.00	77.80	Low	\$0.00	106.58	\$0.00
N379 Class Laboratory	0	0.00	480.00	0.00	Unused	\$0.00	480.00	\$0.00
Total	945	2,091.58	6,720.00	31.12		\$0.00	4,628.42	\$0.00
Trafton Science Center South(TS)								
S160 Class Laboratory	71	156.83	480.00	32.67	Low	\$0.00	323.17	\$0.00
S163 Class Laboratory	87	252.67	480.00	52.64	Low	\$0.00	227.33	\$0.00
S165 Biology Lab	14	25.67	480.00	5.35	Low	\$0.00	454.33	\$0.00
S250 Class Laboratory	465	461.00	480.00	96.04	Normal	\$0.00	19.00	\$0.00
S252 Class Laboratory	398	729.67	480.00	152.01	High	\$0.00	0.00	\$0.00
S256 Class Laboratory	116	328.67	480.00	68.47	Low	\$0.00	151.33	\$0.00
S262 Class Laboratory	271	539.83	480.00	112.47	High	\$0.00	0.00	\$0.00
S266 Class Laboratory	271	539.83	480.00	112.47	High	\$0.00	0.00	\$0.00
S284 Class Laboratory	84	154.00	480.00	32.08	Low	\$0.00	326.00	\$0.00

Labs

Space Utilization Reports

MnSCU - MN State Colleges and Universities

Room Utilization

Reporting Period: 8/27/2018 thru 12/8/2018

MSU Mankato - Classrooms Owned/Academic

Room	Bookings	Hours Used	Hours Available	% Utilization	Util. Category	Util. Cost	Hours Vacant	Vacancy Cost
S288 Class Laboratory Service	228	342.00	480.00	71.25	Low	\$0.00	138.00	\$0.00
S296 Class Laboratory	112	135.33	480.00	28.19	Low	\$0.00	344.67	\$0.00
S350 Class Laboratory	228	646.00	480.00	134.58	High	\$0.00	0.00	\$0.00
S355 Class Laboratory	141	286.50	480.00	59.69	Low	\$0.00	193.50	\$0.00
S363 Class Laboratory	86	243.67	480.00	50.76	Low	\$0.00	236.33	\$0.00
S380 Class Laboratory	187	536.00	480.00	111.67	High	\$0.00	0.00	\$0.00
S384 Class Laboratory	57	161.50	480.00	33.65	Low	\$0.00	318.50	\$0.00
Total	2,816	5,539.17	7,680.00	72.12		\$0.00	2,732.17	\$0.00
Trafton Science Center(TR)								
C108 Class Laboratory	227	233.50	480.00	48.65	Low	\$0.00	246.50	\$0.00
Total	227	233.50	480.00	48.65		\$0.00	246.50	\$0.00
Wiecking Center(WC)								
0301 ROTC Classroom/Lab only	71	133.83	480.00	27.88	Low	\$0.00	346.17	\$0.00
0307 Open Laboratory	0	0.00	480.00	0.00	Unused	\$0.00	480.00	\$0.00
B123 Classroom Lab	128	189.67	480.00	39.51	Low	\$0.00	290.33	\$0.00
B133 Class Laboratory	0	0.00	480.00	0.00	Unused	\$0.00	480.00	\$0.00
B137 Class Laboratory	0	0.00	480.00	0.00	Unused	\$0.00	480.00	\$0.00
Total	199	323.50	2,400.00	13.48		\$0.00	2,076.50	\$0.00
Wissink Hall(WH)								
0115 ACC Computer Lab	142	248.50	480.00	51.77	Low	\$0.00	231.50	\$0.00
0118 ACC Computer Lab	285	498.00	480.00	103.75	High	\$0.00	0.00	\$0.00
0119 ACC Computer Lab	511	639.83	480.00	133.30	High	\$0.00	0.00	\$0.00
0125 ACC Computer Lab	368	374.67	480.00	78.06	Low	\$0.00	105.33	\$0.00
0125A ACC Computer Lab	298	475.33	480.00	99.03	Normal	\$0.00	4.67	\$0.00
0210 Classroom Lab	0	0.00	480.00	0.00	Unused	\$0.00	480.00	\$0.00
0283 Active Learning Lab - CS & IT only	310	549.33	480.00	114.44	High	\$0.00	0.00	\$0.00
0286 Math Lab	300	278.00	480.00	57.92	Low	\$0.00	202.00	\$0.00
0366 Nursing Simulation Lab	0	0.00	480.00	0.00	Unused	\$0.00	480.00	\$0.00

4/24/2019 4:10 PM sb

EMS Campus

Page 6 of 7

MnSCU - MN State Colleges and Universities

Room Utilization

Reporting Period: 8/27/2018 thru 12/8/2018

MSU Mankato - Classrooms Owned/Academic

Room	Bookings	Hours Used	Hours Available	% Utilization	Util. Category	Util. Cost	Hours Vacant	Vacancy Cost
0379 Class Laboratory	0	0.00	480.00	0.00	Unused	\$0.00	480.00	\$0.00
Total	2,214	3,063.67	4,800.00	63.83		\$0.00	1,983.50	\$0.00
Grand Total	17,259	29,432.08	67,680.00	43.49		\$0.00	40,085.17	\$0.00

Labs

Space Utilization Reports

MnSCU - MN State Colleges and Universities

Report Criteria

Report	Format	Start Date	End Date	Start Time	End Time
Room Utilization	Detail By Building	8/27/2018	12/8/2018		

Buildings

Andreas Observatory(AO)
 Armstrong Hall(AH)
 Carkoski Common
 Centennial Student Union(SU)
 Clinical Sciences Building(CSB)
 Crawford Center(CR)
 Crawford D Wing(CRD)
 Dining Center(DC-DC)
 East Building(EB)
 Ford Hall(FH)
 Highland Center(HC)
 Highland North(HN)
 Jane Earley Center for Performing Arts(PA)
 Julia A. Sears(JS)
 Margaret A Preska Residence Community(PS)
 McElroy Center(MC)
 McElroy E Wing(MCE)
 Memorial Library(ML)
 Morris Hall(MH)
 Myers Field House(MF)
 Nelson Hall(NH)
 Pennington Hall(PH)
 Preska J Hall Community(PSJ)
 Preska K Hall Community(PSK)
 Standeford Observatory(SO)
 Taylor Center(TC)
 Trafton Science Center East(TE)
 Trafton Science Center North(TN)
 Trafton Science Center South(TS)
 Trafton Science Center(TR)
 West Building(WB)
 Wiecking Center(WC)
 Wigley Administration Center(WA)
 Wissink Hall(WH)

Statuses

Academic Confirmed
 Confirmed

Room Types

Class Laboratory - 210

Event Types

Course, Credit
 Course, Hybrid Credit

Labs

Space Utilization Reports

MnSCU - MN State Colleges and Universities

Report Criteria

Report	Format	Start Date	End Date	Start Time	End Time
Room Utilization	Detail By Building	8/27/2018	12/8/2018		
Final Exam					
Group Types					
Academic					
Other MnSCU					

Academic Master Plan



ACADEMIC MASTER PLAN 2015-2018: MID-POINT PROGRESS REPORT

In August 2015, Minnesota State University, Mankato launched a new, dynamic, and integrated Academic Master Plan “to define how we want to be known as a large and comprehensive university, with graduate and undergraduate programs, right now and in the future.”

Since the launch of our Academic Master Plan, we have already achieved success in many areas, through the ongoing enthusiasm, commitment, and dedication of faculty, staff, and students across campus. Therefore, we are pleased to “tell our story” of how we are advancing our three-year Academic Master Plan, by highlighting our progress at mid-point.

SHARED PRINCIPLES

A set of shared principles, not previously associated with any official plan or document of the University, but clearly part of our character as an institution since our beginning, ascended during both the academic degree program planning and work of the four Extraordinary Education Task Forces. When our Academic Master Plan 2015 – 2018 was launched, we shared that these principles would be points of deliberative dialogue as we advanced our plan.

In Year 1 of implementation, our Planning Sub-meet engaged in action on these Academic Principles, and affirmed the shared principles through a campus “pulse” survey, Joint Budget, Planning and Assessment & Evaluation Sub-Meet review, and Planning Sub-Meet recommendation for adoption.

- Liberal Arts and Applied Learning
- Entrepreneurial Thinking and Innovation
- Leadership and Global Awareness
- Student Engagement and Success
- Diversity and Equity
- Academic Advising and Mentoring
- Teaching Excellence and Innovation
- Research, Scholarly and Creative Activity
- Information Technology and Competency
- Fiscal Responsibility and Stewardship

AREAS OF DISTINCTION – ACADEMIC, RESEARCH, INDUSTRY

Additionally, through our academic master planning, 12 overarching Areas of Distinction – Academic, Research, and Industry – emerged and set the stage for further conversation, clarification, and confirmation over the time horizon of the Academic Master Plan and as we celebrate our sesquicentennial and look toward our next 150 years.

In Year 1 of implementation, the Planning Sub-meet recommended that the “Areas of Distinction” conversation be anchored in Academic Affairs. In a series of summer 2016 retreats, the University’s Council of Deans engaged in small group discussions, roundtable discussions, large group debriefing and consensus building, yielding a revised version, with Areas of Distinction distinguished as “current” and “emerging.” Subsequently, this version was shared at the December 2016 Department Chairs’ and Directors’ breakfast meeting for discussion, reflection. Feedback was integrated to offer a version for further deliberation.

Next steps for continuing to affirm and hone our Areas of Distinction include broader campus and external community communication and engagement. In alphabetical arrangement, they are:

Current Areas of Distinction

- Business Management and Financial Services
- Creative and Performing Arts
- Education and Professional Services
- Engineering, Manufacturing, and Technology
- Food and Natural Resources
- Gender and Intercultural Studies
- Communication
- Health and Biomedical Science
- Public Policy, Administration, and Services

Emerging Areas of Distinction

- Agriculture
- Data and Information Science
- Marketing and Sales
- Transportation, Distribution, and Logistics

Of special significance, and relative to Agriculture as an emerging area of distinction, in September 2015, our University announced our new certification as a “Non-Land Grant College of Agriculture” (NLGCA) by the United States Department of Agriculture (USDA), National Institute of Food and Agriculture (NIFA) – a distinction held even today by less than 100 universities nationwide. This was an intentional and strategic accomplishment for our growing focus on expanding our academic programs, applied and integrative research, and partnerships in agriculture, food, and natural resources. Agriculture spans a continuum from production, processing, manufacturing, professional services, research, technology, education, transportation, and more, representing our other current and emerging areas of distinction.

This designation also aligns with the University’s early and active participation in GreenSeam, Greater Mankato Growth’s recently branded agriculture business initiative and aspiration to become known as the premier ag-business epicenter in the United States. Agriculture is currently the largest business industry segment within our region with more than \$15.3 billion in sales annually.

ACADEMIC DEGREE PROGRAM & COLLEGE HIGHLIGHTS

The Academic Master Plan articulated big ideas that emerged from the six academic colleges through their respective academic departments and programs. Selected progress highlights are:

- Our six Colleges proposed 18 new programs for the next three years. Four were fully approved by the close of 2016. Examples from the College of Science, Engineering and Technology are a new BAS in Computer Application Development, a new certificate in Project-based Engineering, and a new certificate in Environmental Geology, which relates to the Agriculture, Food, and Natural Resources area of distinction.
- Of the 51 program plans for redesign, 42 were achieved — over 80% success in Year 1 of the plan period. The College of Education, alone, successfully redesigned all 17 programs identified in its plan. The College of Allied Health and Nursing put forward 10 programs for revision, and has already achieved eight.
- In the College of Arts and Humanities, the Department of Music faculty redesigned the entire curriculum, including updating individual courses across six programs and suspending low-enrollment programs.
- The addition of a second advisor in the College of Arts and Humanities now enables all first-year students to receive dedicated advising, a strategy proven to support increased retention.
- A new Center for Innovation and Entrepreneurship, organizationally housed in and led by the College of Business, will be located off-campus in Mankato's Old Town, immersing students, faculty, and business partners in the real world of startups, revitalization, competition and growth.
- In the College of Education, the Department of Special Education received a \$1.06 million grant from the U.S. Department of Education's Office of Special Education Programs to help address the state-identified shortage of teachers qualified to work with infants, toddlers and children with disabilities.
- The College of Social and Behavioral Sciences focused on expanding continuing education and customized training programs, with the Organizational Effectiveness Research Group receiving grant funding to run a supervisory development center.
- The College of Social and Behavioral Sciences also found new departmental homes for two programs — the BS in Social Studies, and BS in Applied Organizational Studies. Both programs are now better positioned for enrollment growth and student success.
- Across the Colleges, eight programs were approved for additional locations, and one for new online delivery.

EXTRAORDINARY EDUCATION TASK FORCE HIGHLIGHTS

The Academic Master Plan also presented sixteen strategic recommendations from the four Extraordinary Education Task Forces, and we are seeing measurable progress and achievements.

In the Academic Master Plan 2015-2018, student retention and completion were identified across three Extraordinary Education Task Forces (Academic Advising, Teaching Excellence and Innovation, and Academic Engagement Programs and Opportunities) as needing improvement. Therefore, it is particularly exciting and impactful that:

- Our University was competitively selected by the American Association for State Colleges and Universities (AASCU) to be among a select cohort of member institutions, one of 44 nationwide (top 10%), for the "Re-Imagining the First Year of College (RFY) Project" — a distinguished national three-year initiative, supported by the Bill & Melinda Gates Foundation and USA Funds, to help institutions make transformative changes in the interest of improving student success and retention, especially for low income, first generation, and students of color.
- Our RFY campus implementation plan includes seven signature strategies — redesigns of the first year advising model and first-year seminar, gateway courses, financial literacy, supplemental instruction, peer mentoring programs, micro-grants and pay-it-forward grants, campus communications transformation, and a student data council.
- Additionally, the University hired a Learning Communities Program Coordinator; accepted 17 Learning Community Proposals for 2016-17; and increased funding to support capacity to serve 408 students (an increase of 23.5%).

In the recommendations from the Research, Scholarly, & Creative Activity Task Force, activities are more likely to yield exciting new ideas — and to take place at all — when the participating colleagues are diverse, and both the space and funding are adequate to support and breadth and depth of activity. To those ends:

- The College of Graduate Studies and Research has partnered with The Academic Network to recruit graduate students from historically black colleges and universities as well as institutions serving Hispanic students.
- Spring 2017 will see the launch of the Graduate Online Symposium showcasing research, scholarly and creative activities.
- Our indirect cost policy was made more transparent, and financial reallocation will support a new grant specialist in the Research and Sponsored Programs office to further grow our grants and contracts.

As we take this time at mid-point of our Academic Master Plan to assess our progress and achievements, it also is important that we take time to celebrate the involved and careful work of small groups and individuals across our campus to achieve our most strategic and ambitious academic plan possible. Now, as we look to Year 2 and Year 3 of our Academic Master Plan, and our new University Strategic Directions 2016 – 2021, we will continue to embrace, implement and advance our plan. Together, we can propel Minnesota State University, Mankato forward for the students we serve.

Academic Master Plan

University Data Summary

Credit Hour Generation

Undergraduate Credit Hours by Location	2013-14	% Of	2014-15	% Of	2015-16	% Of	2016-17	% Of	2017-18	% Of
Mankato	327,678	86%	311,655	85%	304,154	83%	295,267	82%	284,131	80%
Normandale and Edina	1,521	0%	2,378	1%	2,839	1%	3,327	1%	3,312	1%
Online	41,467	11%	45,280	12%	49,850	14%	56,348	16%	62,665	18%
Off-Campus	8,486	2%	8,386	2%	8,223	2%	7,106	2%	6,562	2%
Total	379,152	100%	367,699	100%	365,066	100%	362,048	100%	356,670	100%

Graduate Credit Hours by Location	2013-14	% Of	2014-15	% Of	2015-16	% Of	2016-17	% Of	2017-18	% Of
Mankato	19,301	62%	19,941	62%	18,935	60%	18,295	57%	17,191	55%
Normandale and Edina	3,868	12%	3,813	12%	4,057	13%	4,352	14%	3,908	12%
Online	7,571	24%	8,138	25%	8,607	27%	9,062	28%	10,306	33%
Off-Campus	260	1%	322	1%	197	1%	118	0%	60	0%
Total	31,000	100%	32,214	100%	31,796	100%	31,827	100%	31,465	100%

Combined Credit Hours by Location	2013-14	% Of	2014-15	% Of	2015-16	% Of	2016-17	% Of	2017-18	% Of
Mankato	346,979	85%	331,596	83%	323,089	81%	313,562	80%	301,322	78%
Normandale and Edina	5,389	1%	6,191	2%	6,896	2%	7,679	2%	7,220	2%
Online	49,038	12%	53,418	13%	58,457	15%	65,410	17%	72,971	19%
Off-Campus	8,746	2%	8,708	2%	8,420	2%	7,224	2%	6,622	2%
Total	410,152	100%	399,913	100%	396,862	100%	393,875	100%	388,135	100%

Undergraduate Credit Hours by Level	2013-14	% Of	2014-15	% Of	2015-16	% Of	2016-17	% Of	2017-18	% Of
00-99	4,662	1%	4,414	1%	4,288	1%	4,168	1%	3,685	1%
100	147,085	39%	140,583	38%	137,130	38%	135,147	37%	128,443	36%
200	87,927	23%	86,491	24%	88,741	24%	86,658	24%	86,887	24%
300	55,489	15%	55,089	15%	57,392	16%	59,498	16%	59,547	17%
400	83,989	22%	81,122	22%	77,515	21%	76,577	21%	78,108	22%
Total	379,152	100%	367,699	100%	365,066	100%	362,048	100%	356,670	100%

Graduate Credit Hours by Level	2013-14	% Of	2014-15	% Of	2015-16	% Of	2016-17	% Of	2017-18	% Of
500	6,113	20%	6,406	20%	5,987	19%	5,742	18%	5,729	18%
600	24,037	78%	25,053	78%	25,013	79%	25,234	79%	24,766	79%
700	850	3%	755	2%	796	3%	851	3%	970	3%
Total	31,000	100%	32,214	100%	31,796	100%	31,827	100%	31,465	100%

Credit Hours by Type

	2013-14	2014-15	2015-16	2016-17	2017-18
Concurrent High School	6,045	5,940	5,629	5,253	4,870
	2013-14	2014-15	2015-16	2016-17	2017-18
General Education	176,574	168,786	165,739	163,885	158,422
	2013-14	2014-15	2015-16	2016-17	2017-18
Writing Intensive	21,045	23,396	22,298	22,722	25,093
	2013-14	2014-15	2015-16	2016-17	2017-18
Purple or Gold	38,781	37,127	39,064	38,171	37,817

Student Enrollment

Full Year Equivalent (FYE) Students (Undergraduate = CR/30, Graduate = CR/20)

	2013-14	% Of	2014-15	% Of	2015-16	% Of	2016-17	% Of	2017-18	% Of
Undergraduate	12,630.4	89%	12,250.5	88%	12,162.9	88%	12,065.8	88%	11,883.1	88%
Graduate	1,549.7	11%	1,610.7	12%	1,589.1	12%	1,591.2	12%	1,572.6	12%
Total	14,180.1	100%	13,861.2	100%	13,752.0	100%	13,657.0	100%	13,455.7	100%

Adjusted Credit Hours (Graduate Adjustment Factor: 1.8)

	2013-14	% Of	2014-15	% Of	2015-16	% Of	2016-17	% Of	2017-18	% Of
Undergraduate	378,911	87%	367,515	86%	364,887	86%	361,974	86%	356,494	86%
Graduate	55,789	13%	57,985	14%	57,208	14%	57,283	14%	56,614	14%
Total	434,700	100%	425,500	100%	422,095	100%	419,257	100%	413,108	100%

University Data Summary

Faculty Information									
Full Time Equivalent Faculty (FTEF)	2013-14	% Of	2014-15	% Of	2015-16	% Of	2016-17	% Of	2017-18
Instruction	597.4	86%	584.2	85%	586.5	85%	587.1	82%	555.7
Chair/Director/NonInstruction	50.1	7%	52.3	8%	52.0	8%	61.6	9%	57.2
Research	12.3	2%	14.3	2%	13.0	2%	11.6	2%	9.9
Overload	32.3	5%	38.5	6%	36.0	5%	30.2	4%	34.5
Other	na	0%	na	0%	na	0%	23.6	3%	22.2
Total	692.2	100%	689.4	100%	687.5	100%	714.0	100%	679.5

Faculty Instructional Headcount	2013-14	% Of	2014-15	% Of	2015-16	% Of	2016-17	% Of	2017-18
Tenured	348	28%	338	28%	329	28%	335	31%	331
Non-Tenure Track	3	0%	3	0%	3	0%	2	0%	2
Fixed Term	77	6%	71	6%	77	6%	46	4%	48
Probationary	108	9%	122	10%	137	12%	146	14%	150
Adjunct	399	32%	368	31%	355	30%	297	28%	297
Teaching Assistant	293	24%	285	24%	285	24%	251	23%	234
Total	1,228	100%	1,187	100%	1,186	100%	1,077	100%	1,062

	2013-14	2014-15	2015-16	2016-17	2017-18
Adjusted Credit Hours per Full Time Equivalent Faculty (FTEF)	628	616	614	588	576
Full Year Equivalent Students (FYE) per Full Time Equivalent Faculty (FTEF)	20.5	20.1	20.0	19.2	18.8

	2013-14	2014-15	2015-16	2016-17	2017-18
Declared Students to Programs (All)	13,289	14,467	14,401	14,053	14,105
Declared Students per Adjusted Faculty Instructional Headcount	24.8	27.1	26.4	26.6	26.6

*Ratio does not include Adjunct or Teaching Assistant Faculty Instruction Headcount

Cost Ratios					
Direct Expenditures Per FYE	2013-14	2014-15	2015-16	2016-17	2017-18
	\$4,993	\$5,203	\$5,318	\$5,524	\$5,684
Earned Income Ratio	2013-14	2014-15	2015-16	2016-17	2017-18
	1.40	1.36	1.38	1.37	1.44

Grants and Contracts					
Contract and Grant Submissions	2013-14	2014-15	2015-16	2016-17	2017-18
	115	115	108	105	99
Contract and Grant Awards	2013-14	2014-15	2015-16	2016-17	2017-18
	75	96	63	74	65
Contract and Grant Awarded Funds	2013-14	2014-15	2015-16	2016-17	2017-18
	\$5,935,870	\$8,804,703	\$6,531,460	\$9,961,839	\$8,915,703
Contract and Grant Revenue Received	2013-14	2014-15	2015-16	2016-17	2017-18
	\$8,531,348	\$7,543,857	\$7,156,095	\$8,064,969	\$9,141,232

Academic Master Plan

University Data Summary

Undergraduate Offerings										
2013-14		2014-15		2015-16		2016-17		2017-18		
Enrollment by Course Level		Fill %		Fill %		Fill %		Fill %	Fill %	
00-99	1,226	92%	1,117	98%	1,072	101%	1,119	91%	928	90%
100	48,890	79%	46,435	78%	45,394	80%	44,610	79%	42,352	76%
200	28,221	80%	27,660	80%	28,045	79%	29,287	80%	29,151	79%
300	18,135	70%	18,075	70%	18,802	70%	19,550	72%	19,486	73%
400	26,679	66%	25,613	65%	24,388	61%	24,294	61%	24,773	62%
Total	123,151	74%	118,900	74%	117,701	74%	118,860	74%	116,690	73%

Courses by Size	2013-14		2014-15		2015-16		2016-17		2017-18	
	Enrollment	Fill %	Enrollment	Fill %	Enrollment	Fill %	Enrollment	Fill %	Enrollment	Fill %
19 or less	2,911	45%	2,871	45%	2,701	44%	2,641	43%	2,772	43%
20 to 29	1,260	88%	1,225	88%	1,291	86%	1,280	86%	1,302	86%
30 to 49	989	91%	872	92%	837	91%	844	90%	923	90%
50 or More	327	84%	340	85%	332	86%	348	86%	297	86%
Total	5,487	74%	5,308	74%	5,161	74%	5,113	74%	5,294	73%

Courses by Instruction	2013-14		2014-15		2015-16		2016-17		2017-18	
	Enrollment	Fill %	Enrollment	Fill %	Enrollment	Fill %	Enrollment	Fill %	Enrollment	Fill %
Classroom	4,773	73%	4,510	73%	4,354	72%	4,280	72%	4,341	70%
Mankato	4,529	75%	4,255	75%	4,060	75%	4,014	74%	4,024	72%
Normandale and Edina	74	37%	100	39%	123	40%	133	44%	124	46%
Other Off Campus	170	24%	155	29%	171	27%	133	29%	193	38%
Hybrid	153	90%	180	82%	179	76%	191	81%	224	83%
Mankato	150	91%	173	83%	177	76%	184	82%	217	84%
Normandale and Edina	2	38%	2	44%	1	54%	6	48%	6	58%
Other Off Campus	1	28%	5	43%	1	45%	1	50%	1	76%
Online	561	80%	618	81%	628	81%	642	81%	729	82%
Mankato	561	80%	617	81%	626	81%	641	81%	729	82%
Other Off Campus	0	na	1	73%	2	75%	1	44%	0	na
Total	5,487	74%	5,308	74%	5,161	74%	5,113	74%	5,294	73%

Graduate Offerings										
Enrollment by Course Level	2013-14		2014-15		2015-16		2016-17		2017-18	
		Fill %		Fill %		Fill %		Fill %		Fill %
500	1,966	44%	2,044	50%	1,874	51%	1,812	46%	1,894	49%
600	8,570	55%	8,956	54%	8,959	54%	8,976	55%	8,783	55%
700	300	39%	243	34%	253	39%	280	42%	322	42%
Total	10,836	52%	11,243	52%	11,086	53%	11,068	53%	10,999	53%

Courses by Size	2013-14		2014-15		2015-16		2016-17		2017-18	
	Enrollment	Fill %	Enrollment	Fill %	Enrollment	Fill %	Enrollment	Fill %	Enrollment	Fill %
19 or less	1,822	48%	1,830	48%	1,781	48%	1,731	47%	1,698	48%
20 to 29	79	89%	83	93%	99	91%	94	91%	101	91%
30 to 49	1	97%	3	99%	6	95%	7	118%	2	95%
Total	1,902	52%	1,916	52%	1,886	53%	1,832	53%	1,801	53%

Courses by Instruction	2013-14		2014-15		2015-16		2016-17		2017-18	
	Enrollment	Fill %	Enrollment	Fill %	Enrollment	Fill %	Enrollment	Fill %	Enrollment	Fill %
Classroom	1,536	48%	1,522	48%	1,455	47%	1,380	45%	1,336	46%
Mankato	1,455	48%	1,425	49%	1,397	49%	1,329	47%	1,290	46%
Normandale and Edina	60	43%	76	40%	48	32%	46	25%	41	39%
Other Off Campus	21	43%	21	45%	10	26%	5	23%	5	16%
Hybrid	124	65%	140	63%	158	69%	173	71%	148	66%
Mankato	57	62%	67	63%	54	61%	55	66%	59	67%
Normandale and Edina	67	67%	70	63%	96	73%	106	74%	81	66%
Other Off Campus	0	na	3	108%	8	74%	12	83%	8	100%
Online	242	57%	254	61%	273	63%	279	65%	317	66%
Mankato	242	57%	254	61%	273	63%	279	65%	317	66%
Total	1,902	52%	1,916	52%	1,886	53%	1,832	53%	1,801	53%

University Data Summary

Undergraduate Course Success

Course Success by Course Level	2013-14	2014-15	2015-16	2016-17	2017-18
00-99	73%	70%	75%	71%	69%
100	84%	84%	84%	85%	85%
200	82%	82%	83%	83%	83%
300	89%	89%	89%	89%	89%
400	93%	93%	93%	93%	93%
Total	86%	86%	86%	87%	87%

Course Success includes grades of A+ through C- and P. Not successful includes grades of D+ through F, I, NC and W.

IP, EX, AU and course data without grades are not included.

Course Success by Course Size	2013-14	2014-15	2015-16	2016-17	2017-18
19 or less	90%	91%	90%	90%	90%
20 to 29	89%	89%	89%	90%	88%
30 to 49	87%	87%	88%	87%	87%
50 or More	81%	79%	81%	82%	83%
Total	86%	86%	86%	87%	87%

Course Success by Method & Location	2013-14	2014-15	2015-16	2016-17	2017-18
Classroom	86%	86%	86%	87%	87%
Mankato	86%	86%	86%	86%	86%
Normandale and Edina	85%	84%	90%	89%	92%
Other Off Campus	93%	94%	90%	96%	98%
Hybrid	90%	85%	87%	89%	89%
Mankato	90%	85%	87%	89%	89%
Normandale and Edina	95%	96%	100%	98%	92%
Other Off Campus	100%	97%	100%	100%	94%
Online	86%	86%	87%	87%	87%
Mankato	86%	86%	87%	87%	87%
Other Off Campus	na	100%	97%	100%	na
Total	86%	86%	86%	87%	87%

Graduate Course Success

Course Success by Course Level	2013-14	2014-15	2015-16	2016-17	2017-18
500	94%	95%	95%	93%	95%
600	97%	97%	97%	97%	97%
700	96%	98%	96%	96%	98%
Total	96%	96%	97%	96%	96%

Course Success by Course Size	2013-14	2014-15	2015-16	2016-17	2017-18
19 or less	96%	96%	97%	96%	96%
20 to 29	98%	97%	98%	97%	97%
30 to 49	100%	97%	97%	99%	95%
Total	96%	96%	97%	96%	96%

Course Success by Method & Location	2013-14	2014-15	2015-16	2016-17	2017-18
Classroom	97%	97%	97%	97%	97%
Mankato	97%	97%	97%	97%	97%
Normandale and Edina	96%	94%	97%	98%	95%
Other Off Campus	99%	100%	98%	92%	100%
Hybrid	98%	97%	99%	98%	99%
Mankato	98%	98%	98%	98%	98%
Normandale and Edina	98%	97%	99%	98%	99%
Other Off Campus	na	71%	100%	100%	100%
Online	93%	93%	95%	93%	94%
Mankato	93%	93%	95%	93%	94%
Total	96%	96%	97%	96%	96%

Academic Master Plan

University Data Summary - Declarations

All Program Declarations - New or Continuing Student Status

	Fall 2013		Fall 2014		Fall 2015		Fall 2016		Fall 2017	
	Count	% Of	Count	% Of	Count	% Of	Count	% Of	Count	% Of
New to University	3,210	24%	3,899	27%	4,017	28%	4,083	29%	4,057	27%
New to Program	3,210	24%	3,899	27%	4,017	28%	4,075	29%	4,034	27%
Continuing to Program		0%		0%		0%	8	0%	23	0%
Continuing to University	10,006	75%	10,493	73%	10,332	72%	9,914	70%	10,579	71%
New to Program	1,325	10%	1,788	12%	1,230	9%	1,149	8%	1,284	9%
Continuing to Program	8,681	65%	8,705	60%	9,102	63%	8,765	62%	9,295	63%
Unknown	70	1%	72	0%	66	0%	95	1%	162	1%
New to Program	70	1%	72	0%	66	0%	55	0%	99	1%
Continuing to Program		0%		0%		0%	40	0%	63	0%
Total	13,286	100%	14,464	100%	14,415	100%	14,092	100%	14,798	100%

All Program Declarations - Student Class at End of Fall Term

	Fall 2013		Fall 2014		Fall 2015		Fall 2016		Fall 2017	
	Count	% Of	Count	% Of	Count	% Of	Count	% Of	Count	% Of
Freshman (29 credits or less)	1,608	12%	2,120	15%	2,167	15%	2,197	16%	2,198	15%
Sophomore (30 to 59 credits)	2,151	16%	2,650	18%	2,472	17%	2,576	18%	2,605	18%
Junior (60 to 89 credits)	2,511	19%	2,662	18%	2,797	19%	2,566	18%	2,762	19%
Senior (90 credits or more)	5,093	38%	5,089	35%	4,970	34%	4,934	35%	5,087	34%
Prev Degree	144	1%	129	1%	133	1%	145	1%	144	1%
Graduate	1,779	13%	1,814	13%	1,876	13%	1,674	12%	2,002	14%
Total	13,286	100%	14,464	100%	14,415	100%	14,092	100%	14,798	100%

All Program Declarations - Student Admission Category

	Fall 2013		Fall 2014		Fall 2015		Fall 2016		Fall 2017	
	Count	% Of	Count	% Of	Count	% Of	Count	% Of	Count	% Of
Undergraduate First-Time	7,649	58%	8,530	59%	8,430	58%	8,362	59%	8,652	58%
Undergraduate Transfer	3,858	29%	4,120	28%	4,109	29%	4,056	29%	4,144	28%
Graduate Degree Seeking	1,651	12%	1,675	12%	1,724	12%	1,483	11%	1,804	12%
Specialist	67	1%	72	0%	77	1%	102	1%	78	1%
Doctoral	61	0%	67	0%	75	1%	89	1%	120	1%
Total	13,286	100%	14,464	100%	14,415	100%	14,092	100%	14,798	100%

University Data Summary - Declarations

All Program Declarations - Race/Ethnicity

	Fall 2013 Count	% Of	Fall 2014 Count	% Of	Fall 2015 Count	% Of	Fall 2016 Count	% Of	Fall 2017 Count	% Of
Student of Color	1,742	13%	2,029	14%	2,191	15%	2,238	16%	2,434	16%
American Indian or Alaska Native	28	0%	33	0%	46	0%	36	0%	50	0%
Asian	400	3%	504	3%	525	4%	504	4%	561	4%
Black or African American	609	5%	688	5%	729	5%	716	5%	779	5%
Hispanic of any race	410	3%	482	3%	520	4%	571	4%	594	4%
Native Hawaiian or Other Pacific Islander	3	0%	5	0%	7	0%	6	0%	5	0%
Two or more races	292	2%	317	2%	364	3%	405	3%	445	3%
White or International	11,155	84%	12,023	83%	11,809	82%	11,500	82%	12,031	81%
Nonresident Alien	743	6%	903	6%	1,002	7%	1,130	8%	1,360	9%
White	10,412	78%	11,120	77%	10,807	75%	10,370	74%	10,671	72%
Unknown	389	3%	412	3%	415	3%	354	3%	333	2%
Unknown race and ethnicity	389	3%	412	3%	415	3%	354	3%	333	2%
Total	13,286	100%	14,464	100%	14,415	100%	14,092	100%	14,798	100%

All Program Declarations - Gender

	Fall 2013 Count	% Of	Fall 2014 Count	% Of	Fall 2015 Count	% Of	Fall 2016 Count	% Of	Fall 2017 Count	% Of
Female	6,965	52%	7,604	53%	7,669	53%	7,481	53%	8,027	54%
Male	6,295	47%	6,830	47%	6,725	47%	6,580	47%	6,726	45%
Unknown	26	0%	30	0%	21	0%	31	0%	45	0%
Total	13,286	100%	14,464	100%	14,415	100%	14,092	100%	14,798	100%

Average Cumulative End of Term GPA - By Class

Freshman (29 credits or less)	2.77	2.73	2.74	2.84	2.84
Sophomore (30 to 59 credits)	2.99	2.93	2.96	3.00	3.01
Junior (60 to 89 credits)	3.05	3.04	3.04	3.06	3.09
Senior (90 credits or more)	3.20	3.20	3.20	3.22	3.23
Prev Degree	3.54	3.67	3.48	3.57	3.55
Graduate	3.77	3.77	3.76	3.77	3.77
Total	3.17	3.13	3.14	3.16	3.18

Undergraduate First-Time	3.05	3.00	3.02	3.06	3.08
Undergraduate Transfer	3.12	3.10	3.09	3.11	3.11
Graduate Degree Seeking	3.76	3.75	3.75	3.75	3.76
Specialist	3.91	3.96	3.96	3.97	3.95
Doctoral	3.90	3.86	3.90	3.84	3.85
Total	3.17	3.13	3.14	3.16	3.18

HS Profile for Undergraduate First-Time Students (Averages)

ACT Comp	22.1	22.0	22.0	22.0	22.1
-----------------	-------------	-------------	-------------	-------------	-------------

	Fall 2013	Fall 2014	Fall 2015	Fall 2016	Fall 2017
HS GPA	3.24	3.22	3.22	3.25	3.28

	Fall 2013	Fall 2014	Fall 2015	Fall 2016	Fall 2017
HS Rank	61	60	59	59	60

Academic Master Plan

University Data Summary - Awards

Awards Detail - Admission Category

	2013-14		2014-15		2015-16		2016-17		2017-18	
	Count	% Of	Count	% Of	Count	% Of	Count	% Of	Count	% Of
Undergraduate First-Time	1,585	47%	1,627	46%	1,559	45%	1,455	43%	1,595	44%
Undergraduate Transfer	1,072	31%	1,209	34%	1,104	32%	1,195	35%	1,203	33%
Graduate	677	20%	634	18%	728	21%	682	20%	718	20%
Specialist	50	1%	36	1%	45	1%	48	1%	66	2%
Doctoral	12	0%	20	1%	13	0%	12	0%	20	1%
Unknown	9	0%	10	0%	9	0%	27	1%	26	1%
Total	3,405	100%	3,536	100%	3,458	100%	3,419	100%	3,628	100%

Awards Detail - Race/Ethnicity

	2013-14		2014-15		2015-16		2016-17		2017-18	
	Count	% Of	Count	% Of	Count	% Of	Count	% Of	Count	% Of
Student of Color	318	9%	369	10%	362	10%	411	12%	500	14%
American Indian or Alaska Native	7	0%	9	0%	10	0%	12	0%	13	0%
Asian	84	2%	83	2%	78	2%	96	3%	122	3%
Black or African American	97	3%	130	4%	127	4%	141	4%	176	5%
Hispanic of any race	66	2%	88	2%	85	2%	92	3%	116	3%
Native Hawaiian or Other Pacific Islander	4	0%	1	0%	1	0%	1	0%		0%
Two or more races	60	2%	58	2%	61	2%	69	2%	73	2%
Not Student of Color	3,087	91%	3,167	90%	3,096	90%	3,008	88%	3,128	86%
Nonresident Alien	192	6%	207	6%	258	7%	267	8%	275	8%
Unknown race and ethnicity	134	4%	131	4%	118	3%	133	4%	138	4%
White	2,761	81%	2,829	80%	2,720	79%	2,608	76%	2,715	75%
Total	3,405	100%	3,536	100%	3,458	100%	3,419	100%	3,628	100%

Awards Detail - Gender

	2013-14		2014-15		2015-16		2016-17		2017-18	
	Count	% Of	Count	% Of	Count	% Of	Count	% Of	Count	% Of
Female	1,904	56%	1,946	55%	1,920	56%	1,904	56%	2,090	58%
Male	1,486	44%	1,578	45%	1,529	44%	1,494	44%	1,514	42%
Unknown	15	0%	12	0%	9	0%	21	1%	24	1%
Total	3,405	100%	3,536	100%	3,458	100%	3,419	100%	3,628	100%

Awards Detail - First Declared Program Status

	2013-14		2014-15		2015-16		2016-17		2017-18	
	Count	% Of	Count	% Of	Count	% Of	Count	% Of	Count	% Of
Was Not First Declared Program at MSU	1,976	58%	2,031	57%	1,989	58%	1,830	54%	1,907	53%
Was First Declared Program at MSU	1,429	42%	1,505	43%	1,469	42%	1,589	46%	1,721	47%
Total	3,405	100%	3,536	100%	3,458	100%	3,419	100%	3,628	100%

Institutional Analytics and Strategic Effectiveness

7 - Contains Protected Non-Summary Data - Not For Public Distribution

AY 2017-18: Updated 4/16/2019

University Data Summary - Awards

Awards Detail - Class Status When Initially Declaring Program

	2013-14		2014-15		2015-16		2016-17		2017-18	
	Count	% Of	Count	% Of	Count	% Of	Count	% Of	Count	% Of
Freshman (29 credits or less)	1,803	53%	1,837	52%	1,740	50%	1,646	48%	1,775	49%
Sophomore (30 to 59 credits)	406	12%	482	14%	467	14%	461	13%	467	13%
Junior (60 to 89 credits)	266	8%	295	8%	276	8%	305	9%	319	9%
Senior (90 credits or more)	146	4%	185	5%	144	4%	195	6%	191	5%
Previous Degree	38	1%	38	1%	40	1%	53	2%	54	1%
Unknown	11	0%	12	0%	5	0%	20	1%	26	1%
Graduate	735	22%	687	19%	786	23%	739	22%	796	22%
Total	3,405	100%	3,536	100%	3,458	100%	3,419	100%	3,628	100%

Average Earned Student Credits at Time of Program Declaration

	2013-14	2014-15	2015-16	2016-17	2017-18
Credits	22	24	22	25	24

Average Number of Student Declared Programs Before Graduating from Program

	2013-14	2014-15	2015-16	2016-17	2017-18
Declared Programs	2.1	2.1	2.0	2.0	2.0

Average Time to Degree From Initial Term at the University

	2013-14	2014-15	2015-16	2016-17	2017-18
Years	3.9	3.9	3.8	3.8	3.8

Average Time to Degree After Declaring Program

	2013-14	2014-15	2015-16	2016-17	2017-18
Years	2.5	2.6	2.6	2.6	2.6

Average Debt of Program Graduate

	2013-14	2014-15	2015-16	2016-17	2017-18
Debt	\$29,131	\$29,373	\$30,243	\$29,501	\$28,897

HS Profile for Undergraduate First-Time Students (Averages)

	2013-14	2014-15	2015-16	2016-17	2017-18
ACT Comp	22.3	22.2	22.3	22.3	22.2

	2013-14	2014-15	2015-16	2016-17	2017-18
HS GPA	3.35	3.31	3.31	3.31	3.28

	2013-14	2014-15	2015-16	2016-17	2017-18
HS Rank	64	63	63	63	62

Academic Master Plan

University Data Summary - Graduate Follow-Up Survey

Graduate Follow-Up Survey Self-Reported Status One Year Following Graduation by Count

Award Year	Employed Unrelated Not Seeking Related	Employed Unrelated Seeking Related	Not Available for Employment	Available Unemployed	Continuing Education	Status Unknown	Employed Related	Total
2012-13	123	149	30	168	314	390	1,745	2,919
2013-14	106	165	23	162	454	446	1,785	3,141
2014-15	118	130	28	161	492	441	1,923	3,293
2015-16	85	130	17	134	420	471	1,994	3,251
2016-17	69	110	14	175	344	480	2,225	3,417

Graduate Follow-Up Survey Self-Reported Status One Year Following Graduation by Percentage

Award Year	Employed Unrelated Not Seeking Related	Employed Unrelated Seeking Related	Not Available for Employment	Available Unemployed	Continuing Education	Status Unknown	Employed Related	Total
2012-13	4%	5%	1%	6%	11%	13%	60%	100%
2013-14	3%	5%	1%	5%	14%	14%	57%	100%
2014-15	4%	4%	1%	5%	15%	13%	58%	100%
2015-16	3%	4%	1%	4%	13%	14%	61%	100%
2016-17	2%	3%	0%	5%	10%	14%	65%	100%

Employment Rates One Year Following Graduation (Includes only those employed or those seeking employment.)

Award Year	Employed	Unemployed	Total
2012-13	92%	8%	100%
2013-14	93%	7%	100%
2014-15	93%	7%	100%
2015-16	94%	6%	100%
2016-17	93%	7%	100%

Technology Master Plan

4/21/03

Minnesota State University, Mankato Technology Master Plan

**Developed by the Learning and Technology Roundtable
(Approved 11/17/97, Revised Spring 1999 and Spring 2003)**

The vision of the Learning and Technology Roundtable is to create a campus where the access to and use of information technologies contribute to a high quality learning environment that supports the mission and strategic priorities of the university.

"Minnesota State University, Mankato will create an administrative structure and funding mechanisms that will support a high quality distance learning environment."

President's Strategic Priority #3 (2002)

"Minnesota State University, Mankato will develop funding mechanisms which permit the University to grow and improve select graduate programs (on-campus, off-campus, technologically mediated distance, and hybrid."

President's Strategic Priority #4 (2002)

"The Minnesota State Colleges and Universities will fully align its technology infrastructure, including networks and systems, to support a fully integrated statewide higher education system while preserving the ability of campuses to serve unique local needs."

MnSCU Goal #20, Strategic Plan 2002-2005



We envision a campus where the information technology needs of MSU students, faculty, staff, and administration are consistently and effectively addressed and supported.

In this new environment the quality of learning is paramount and is based on a solid information technology infrastructure and on appropriate technology and user support for all campus members as we further the mission of the university.

Two key goals of the 1999 LTR Plan have been met. The Vice President for Technology and Chief Information Officer coordinates information technology for the campus. The Learning and Technology Roundtable serves an important advisory function.

As the university continues to strive to provide state-of-the-art technological support for learning, instruction, research, and administration, we propose the following **goals and action steps** to maintain and improve university services and resources in three main categories: I. information technology (IT) infrastructure, II. support for student, faculty, and staff IT use, and III. administrative coordination of services and resources.

Technology Master Plan

4/21/03

I. MAINTAIN A STABLE, SECURE, AND STATE-OF-THE-ART INFORMATION TECHNOLOGY INFRASTRUCTURE

The underlying information technology infrastructure is essential to the university's mission and integrates the campus computing resources, including:

network systems, application servers, mainframe resources, redundancy and backup systems, computer workstations, e-mail, scheduling, and other central software;

satellite, cable, and interactive television systems;

telephone and voice mail systems, including voice over IP (Internet Protocol);

fax services;

distance learning facilities;

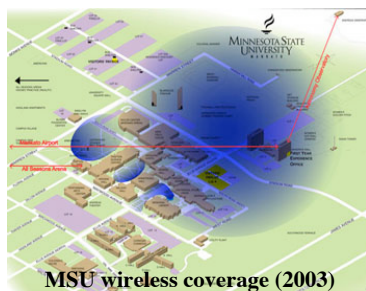
electronic conferencing;

classroom, library, and lab technologies, including multimedia presentation systems;

all supporting hardware and software.

I. A.) MSU will create and maintain a solid information technology infrastructure.

The university will continue to maintain and upgrade the campus **infrastructure** so that a high-capacity network will be available as a critical prerequisite for the use of new technologies to support learning and teaching, research, scholarly and creative activity, and outreach services.



The university will continue to maintain and upgrade the campus **network** to achieve the following objectives:

provide a solid, stable, and secure infrastructure that will ensure access to mobile computing and wireless technology in a wider area of campus;

provide adequate bandwidth to support current needs;

build a collaborative, networked learning and work environment;

provide application servers where they are needed;

facilitate remote administration, support, and troubleshooting systems that will improve and expand technical support;

implement adequate replacement cycles for technology;

safeguard data privacy and security of all data.

The campus network will incorporate proven technologies (in routers, switches, fiber, wireless, and network operating systems) to connect buildings, classrooms, and offices to the campus backbone; will provide network access for laptops in many classrooms, student union, labs, library, residence halls, etc.; and will provide sufficient access to remote users.

Selected Action Steps:

I.A.1 Develop plans and procedures to network, maintain, and upgrade classrooms, offices, labs, library, residence halls, and the main campus network backbone so that all members of the MSU community have access to use university technology both on and off campus.

I.A.2 Maintain and upgrade multimedia equipped and laptop classrooms to meet existing and future instructional needs.

4/21/03

I.A.3 Set campuswide standards for the purchase or lease of hardware and software. These standards should ensure that there is compatibility across campus and that the maintenance of hardware and software is efficient and cost effective and supports users' needs.

I.A.4 Set minimum technology standards for off-site locations that will support the use of information technologies.

I.A.5 Discuss and plan for the use of appropriate technologies (ITV, digital video, etc.) in the delivery of courses.

I.A.6 Continue to examine and evaluate emerging technologies.

I.A.7 Develop performance measures of our progress in enhancing infrastructure.



I.B.) MSU will provide appropriate support services and budgetary resources to address the information technology needs of students (both on and off campus), faculty, staff, and administrators.

Selected Action Steps:

I.B.1 Set priorities for the allocation of technology resources in support of MSU's mission.

I.B.2 Continue to implement a funding model that will efficiently and effectively support the implementation of the technology plan, including appropriate support staff and training.

I.B.3 Use information technology to enhance the library's delivery of information services to on and off campus users.

I.B.4 Increase learning opportunities for students who are at a distance and continue to address support issues to facilitate these.

I.B.5 Address ADA, health, and safety issues in the use of new technologies.

Technology Master Plan

4/21/03

II. SUPPORT CAMPUS USE OF INFORMATION TECHNOLOGY

II.A) MSU students, faculty, staff, and administrators will have access to appropriate technology to further the mission of the university.

Selected Action Steps:

- II.A.1 Continue to develop and refine plans and procedures to help faculty, staff, students, and administrators become proficient at using information technologies in support of their responsibilities and in line with the mission and goals of MSU.
- II.A.2 Ensure that the technology resources of the university are such that MSU can attract and retain quality faculty, staff, students, and administrators.
- II.A.3 Continue to improve communication within and beyond campus through effective integration and use of appropriate technologies (email, voice mail, calendaring, and other systems).
- II.A.4 Work for the implementation of a regular replacement cycle of information technology resources.



II.B) Students will be able to use information technology as a critical learning tool to further their college education.

The university will continue to support student learning by:

- providing training and support for all student technology needs;
- enhancing the educational technologies available in classrooms, lecture halls, seminar rooms, computing labs, library facilities, and other physical and virtual learning environments, including wireless access
- providing a state-of-the-art course management system;
- using technology to provide life experience opportunities that complement the curriculum;
- ensuring reliable access to email and other technologies for a collaborative learning environment;
- leveraging technology to improve student recruitment and retention;
- providing reliable and user-friendly access to all appropriate university services.

Selected Action Steps:

- II.B.1 Facilitate students' equitable access to computer resources through providing sufficient computer labs, facilitating acquisition of computers and software, expanding personal workstations, and/or other means.
- II.B.2 Provide support and training to students in the use of current and new technologies.
- II.B.3 Develop standards for students' computers.
- II.B.4 Increase access to services for students on and off campus.
- II.B.5 Enhance local courses by integrating global resources.

II.C) Faculty and staff will be able to integrate appropriate information technology into their professional responsibilities and will have easy access to training and support for curriculum development.

4/21/03

The university will strive to provide technological support for instruction and research by:



providing training and support for all faculty technology needs, including the use of the course management system;
creating and maintaining incentives, tools and techniques for faculty to leverage the incorporation of technology into their teaching and research;
promoting recognition and showcasing of best practices of technology-enhanced learning;
providing a state-of-the-art technology environment that will help attract and retain top notch faculty.

Selected Action Steps:

- II.C.1 Provide incentives for faculty, staff, and administrators who utilize technology in effective and innovative ways, including, but not limited to professional evaluation activities.
- II.C.2 Provide support and training to faculty and staff in the use of current and new technologies.
- II.C.3 Develop an instructional technology lab for faculty and staff training.
- II.C.4 Review and recommend emerging technologies for support of faculty efforts.

II.D) MSU will provide easy but secure access for authorized users to student and administrative support systems.

A high priority over time is to support the current services and resources of the entire campus community by:

- supporting the technology needs of all units, including training and support;
- exploring emerging technologies to improve delivery of services in all areas;
- providing equal access to remote students regardless of location.

Selected Action Steps:

- II.D.1 Provide online access to admissions, online registration, transcripts, advising support, financial aid, financial transactions, student housing, degree, class and syllabus information and other related information.
- II.D.2 Provide online access to information for authorized users for course planning, advising, and providing other student services
- II.D.3 Provide online access to appropriate databases such as personnel and payroll systems, accounting, purchasing, student and alumni database management, document image and retrieval, parking and transportation, student loan data, classroom scheduling, etc., to authorized users.
- II.D.4 Review and revise when appropriate policies and procedures related to security, copyright, and intellectual property issues.
- II.D.5 Ensure accessibility for all our students.
- II.D.6 Leverage funding opportunities: including grants, fundraising, online giving and establishing partnerships with other institutions and businesses.

Technology Master Plan

4/21/03

III. COORDINATE INFORMATION TECHNOLOGY ACTIVITIES



In order for the above goals to be implemented successfully, Minnesota State University, Mankato will maintain and enhance the administrative structure necessary to implement the long-range technology plan on campus and to coordinate all the activities related to technology acquisition, maintenance, upgrade, training, and use.

The Chief Information Officer has the authority and responsibility to coordinate the discussion and decision-making necessary to implement the Learning and Technology Plan.

III.A.) The Learning and Technology Roundtable will serve as the primary advisory committee to the CIO and to the University on technology issues.

Selected Action Steps:

- III.A.1 Discuss and make recommendations on issues related to the development and use of technology in support of campus mission and goals.
- III.A.2 Formulate and recommend policies and procedures for campus use of technology.
- III.A.3 Respond to requests for advice from the CIO.
- III.A.4 Consult and advise the Student LTR in plans for the use of technology fee funds.
- III.A.5 Provide a forum open to all constituencies for discussion of technology related opportunities, issues and problems and incorporate these ideas into future technology plans.

III.B) MSU will implement and enhance this campuswide Learning and Technology Plan under the leadership of the CIO and the Learning and Technology Roundtable.

Selected Action Steps:

- III.B.1 Continue the broad-based representation on the Roundtable, including students, faculty, staff, and administration.
- III.B.2 Bring MSU, Mankato into compliance with MnSCU System Procedure 5.11.1, Part 2, Subpart C (see Appendix), taking advantage of the well-established LTR structure to comply with 5.11.1, 2(C)3.
- III.B.3 Develop a method of assessing progress toward the realization of this Learning and Technology Plan and of revising it when appropriate.

4/21/03

APPENDIX

MnSCU System Procedures for Chapter 5 – Administration, Procedure 5.11.1, Part 2, Subpart C. Technology Fee

<http://www.mnscu.edu/Policies/Procedures/511p1.html>

1. Colleges and universities may develop a policy to charge a fee to students for the acquisition, upgrading and/or maintenance of technology for academic and student support activities.
2. This fee shall be used to provide or enhance student access to technology.
3. The revenue from the fee shall be used according to a plan developed annually by a campus technology committee comprised of students, faculty, staff, and administration. The campus student association shall have an opportunity to review and comment on the plan prior to its delivery to the college or university president.
4. The plan shall be recommended to the college or university president who has ultimate discretion over the expenditure of these funds.
5. Changes in this fee shall be made after consultation with the campus student association.
6. The maximum amount of this fee shall be determined by the Board.

Facilities Information

BUILDINGS WITH SUBSYSTEMS EXCEEDING EXPECTED LIFE CYCLE

Page 1 of 1

Campus	Building Name	Building Number	Year Built	Subsystem Name	Actual Last Renewal Date	Estimate Next Renewal Date	Difference	Life Cycle
Minnesota State University - Mankato	Andreas Observatory	071S1989	1990	a.5. Roofing - Built-up, Membrane, Cedar	1990	2019	29	25
Minnesota State University - Mankato	Andreas Observatory	071S1989	1990	i.2. Interior Finishes	2002	2020	18	15
Minnesota State University - Mankato	Armstrong Hall	071S0663	1964	i.2. Interior Finishes	2002	2019	17	15
Minnesota State University - Mankato	Centennial Student Union	071S8066	1967	c.1. Elevators	1999	2039	40	25
Minnesota State University - Mankato	Centennial Student Union	071S8066	1967	c.1. Elevators	2004	2039	35	25
Minnesota State University - Mankato	Centennial Student Union	071S8066	1967	c.1. Elevators	2005	2040	35	25
Minnesota State University - Mankato	Crawford Center	071S5058	1964	c.1. Elevators	1988	2025	37	25
Minnesota State University - Mankato	Crawford Center	071S5058	1964	c.1. Elevators	1993	2023	30	25
Minnesota State University - Mankato	Crawford Center	071S5058	1964	i.2. Interior Finishes	2000	2023	23	15
Minnesota State University - Mankato	Crawford Center	071S5058	1964	i.2. Interior Finishes	2001	2020	19	15
Minnesota State University - Mankato	Dining Center	071S5717	2016	c.1. Elevators	1984	2027	43	25
Minnesota State University - Mankato	Dining Center	071S5717	2016	c.1. Elevators	1993	2038	45	25
Minnesota State University - Mankato	East Building	071S2091	2009	b.1. Building Exteriors (Hard)	1945	2020	75	30
Minnesota State University - Mankato	East Building	071S2091	2009	f.1. Electrical Equipment	1985	2020	35	30
Minnesota State University - Mankato	East Building	071S2091	2009	g.1. Plumbing Fixtures	1985	2020	35	30
Minnesota State University - Mankato	East Building	071S2091	2009	j.1. Fire Detection Systems	1975	2019	44	20
Minnesota State University - Mankato	Ford Hall	071S2508	2008	f.1. Electrical Equipment	1977	2009	32	30
Minnesota State University - Mankato	Ford Hall	071S2508	2008	g.1. Plumbing Fixtures	1977	2009	32	30
Minnesota State University - Mankato	Highland Center	071S9362	1962	i.2. Interior Finishes	2002	2022	20	15
Minnesota State University - Mankato	Highland Center North	071S10679	1979	d.1. HVAC - Equipment	1966	2016	50	35
Minnesota State University - Mankato	Highland Center North	071S10679	1979	d.2. HVAC - Controls	1966	2008	42	20
Minnesota State University - Mankato	Highland Center North	071S10679	1979	k.1. Built-in Equipment	1966	2008	42	25
Minnesota State University - Mankato	Highland Center North	071S10679	1979	i.2. Interior Finishes	1966	2008	42	15
Minnesota State University - Mankato	Highland Center Phase II Addition	071S10202	2002	k.2 Kitchen	1982	2008	26	25
Minnesota State University - Mankato	Highland Center Phase II Addition	071S10202	2002	i.2. Interior Finishes	2002	2022	20	15

Source: Approved Data -
SubUsage:

Wednesday, November 21, 2018 3:25 PM
2.5

BACKLOG & 5 YR RENEWAL BY SUBSYSTEM

Page 1 of 1

Campus	Building Name	Bldg No	CRV(000's)	GSF	Year Built	FCI	Subsystem Name	Backlog	2019	2020	2021	2022	2023	Total
Minnesota State University - Mankato	Alumni Foundation Bldg	071S1888	\$6,448	17,400	1989	0.00	b.1. Building Exteriors (Hard)	\$0	\$180	\$0	\$0	\$0	\$0	\$180
Minnesota State University - Mankato	Alumni Foundation Bldg	071S1888	\$6,448	17,400	1989	0.00	d.2. HVAC - Controls	\$0	\$0	\$142	\$0	\$0	\$0	\$142
Minnesota State University - Mankato	Alumni Foundation Bldg	071S1888	\$6,448	17,400	1989	0.00	d.1. HVAC - Equipment	\$0	\$0	\$0	\$0	\$0	\$0	\$0
Minnesota State University - Mankato	Alumni Foundation Bldg	071S1888	\$6,448	17,400	1989	0.00	f.1. Electrical Equipment	\$0	\$258	\$0	\$0	\$0	\$0	\$258
Minnesota State University - Mankato	Alumni Foundation Bldg	071S1888	\$6,448	17,400	1989	0.00	g.1. Plumbing Fixtures	\$0	\$82	\$0	\$0	\$0	\$0	\$82
Minnesota State University - Mankato	Alumni Foundation Bldg	071S1888	\$6,448	17,400	1989	0.00	j.1. Fire Detection Systems	\$0	\$0	\$0	\$0	\$0	\$0	\$0
Minnesota State University - Mankato	Alumni Foundation Bldg	071S1888	\$6,448	17,400	1989	0.00	i.2. Interior Finishes	\$0	\$247	\$0	\$0	\$0	\$0	\$247
Minnesota State University - Mankato	Alumni Foundation Bldg	071S1888	\$6,448	17,400	1989	0.00	TOTAL BY BUILDING	\$0	\$768	\$142	\$0	\$0	\$0	\$910
Minnesota State University - Mankato	Andreas Observatory	071S1989	\$690	1,863	1990	0.00	a.5. Roofing - Built-up, Membrane, Cedar	\$0	\$136	\$0	\$0	\$0	\$0	\$136
Minnesota State University - Mankato	Andreas Observatory	071S1989	\$690	1,863	1990	0.00	b.1. Building Exteriors (Hard)	\$0	\$0	\$19	\$0	\$0	\$0	\$19
Minnesota State University - Mankato	Andreas Observatory	071S1989	\$690	1,863	1990	0.00	d.2. HVAC - Controls	\$0	\$0	\$0	\$0	\$0	\$0	\$0
Minnesota State University - Mankato	Andreas Observatory	071S1989	\$690	1,863	1990	0.00	f.1. Electrical Equipment	\$0	\$0	\$35	\$0	\$0	\$0	\$35
Minnesota State University - Mankato	Andreas Observatory	071S1989	\$690	1,863	1990	0.00	g.1. Plumbing Fixtures	\$0	\$0	\$9	\$0	\$0	\$0	\$9
Minnesota State University - Mankato	Andreas Observatory	071S1989	\$690	1,863	1990	0.00	j.1. Fire Detection Systems	\$0	\$0	\$0	\$0	\$0	\$0	\$0
Minnesota State University - Mankato	Andreas Observatory	071S1989	\$690	1,863	1990	0.00	k.1. Built-in Equipment	\$0	\$0	\$15	\$0	\$0	\$0	\$15
Minnesota State University - Mankato	Andreas Observatory	071S1989	\$690	1,863	1990	0.00	i.2. Interior Finishes	\$0	\$0	\$13	\$13	\$0	\$0	\$26
Minnesota State University - Mankato	Andreas Observatory	071S1989	\$690	1,863	1990	0.00	TOTAL BY BUILDING	\$0	\$136	\$91	\$13	\$0	\$0	\$240
Minnesota State University - Mankato	Andreas Theatre Addition	071S10500	\$7,215	19,469	2000	0.00	c.1. Elevators	\$0	\$0	\$0	\$0	\$0	\$0	\$0
Minnesota State University - Mankato	Andreas Theatre Addition	071S10500	\$7,215	19,469	2000	0.00	d.2. HVAC - Controls	\$0	\$0	\$159	\$0	\$0	\$0	\$159
Minnesota State University - Mankato	Andreas Theatre Addition	071S10500	\$7,215	19,469	2000	0.00	j.1. Fire Detection Systems	\$0	\$0	\$84	\$0	\$0	\$0	\$84
Minnesota State University - Mankato	Andreas Theatre Addition	071S10500	\$7,215	19,469	2000	0.00	k.1. Built-in Equipment	\$0	\$0	\$0	\$0	\$0	\$0	\$0
Minnesota State University - Mankato	Andreas Theatre Addition	071S10500	\$7,215	19,469	2000	0.00	i.2. Interior Finishes	\$0	\$0	\$138	\$0	\$0	\$0	\$138
Minnesota State University - Mankato	Andreas Theatre Addition	071S10500	\$7,215	19,469	2000	0.00	TOTAL BY BUILDING	\$0	\$0	\$382	\$0	\$0	\$0	\$382
Minnesota State University - Mankato	Armstrong Hall	071S0663	\$53,351	143,966	1964	0.46	a.5. Roofing - Built-up, Membrane, Cedar	\$1,492	\$0	\$0	\$0	\$0	\$0	\$1,492
Minnesota State University - Mankato	Armstrong Hall	071S0663	\$53,351	143,966	1964	0.46	b.1. Building Exteriors (Hard)	\$4,746	\$0	\$0	\$0	\$0	\$0	\$4,746
Minnesota State University - Mankato	Armstrong Hall	071S0663	\$53,351	143,966	1964	0.46	d.2. HVAC - Controls	\$589	\$0	\$0	\$0	\$0	\$0	\$589

Source: Approved Data -
SubUsage:

Wednesday, November 21, 2018 3:22 PM
5.1.1

Facilities Information

BACKLOG & 5 YR RENEWAL BY SUBSYSTEM

Page 1 of 1

Minnesota State University - Mankato	Armstrong Hall	071S0663	\$53,351	143,966	1964	0.46	d.1. HVAC - Equipment	\$4,467	\$0	\$0	\$0	\$0	\$0	\$4,467
Minnesota State University - Mankato	Armstrong Hall	071S0663	\$53,351	143,966	1964	0.46	e.1. HVAC - Distribution	\$8,859	\$0	\$0	\$0	\$0	\$0	\$8,859
Minnesota State University - Mankato	Armstrong Hall	071S0663	\$53,351	143,966	1964	0.46	f.1. Electrical Equipment	\$1,467	\$0	\$0	\$0	\$0	\$0	\$1,467
Minnesota State University - Mankato	Armstrong Hall	071S0663	\$53,351	143,966	1964	0.46	g.1. Plumbing Fixtures	\$614	\$0	\$0	\$0	\$0	\$0	\$614
Minnesota State University - Mankato	Armstrong Hall	071S0663	\$53,351	143,966	1964	0.46	g.2. Plumbing Rough-in	\$1,985	\$0	\$0	\$0	\$0	\$0	\$1,985
Minnesota State University - Mankato	Armstrong Hall	071S0663	\$53,351	143,966	1964	0.46	j.1. Fire Detection Systems	\$0	\$0	\$620	\$0	\$0	\$0	\$620
Minnesota State University - Mankato	Armstrong Hall	071S0663	\$53,351	143,966	1964	0.46	k.1. Built-in Equipment	\$471	\$0	\$0	\$0	\$0	\$0	\$471
Minnesota State University - Mankato	Armstrong Hall	071S0663	\$53,351	143,966	1964	0.46	l.2. Interior Finishes	\$0	\$1,044	\$0	\$0	\$1,003	\$0	\$2,047
Minnesota State University - Mankato	Armstrong Hall	071S0663	\$53,351	143,966	1964	0.46	TOTAL BY BUILDING	\$24,691	\$1,044	\$620	\$0	\$1,003	\$0	\$27,358
Minnesota State University - Mankato	Blakeslee Stadium	071S0260	\$7,205	19,443	1963	0.42	a.3. Roofing - Metal, Concrete	\$619	\$0	\$0	\$0	\$0	\$0	\$619
Minnesota State University - Mankato	Blakeslee Stadium	071S0260	\$7,205	19,443	1963	0.42	a.5. Roofing - Built-up, Membrane, Cedar	\$116	\$0	\$0	\$0	\$0	\$0	\$116
Minnesota State University - Mankato	Blakeslee Stadium	071S0260	\$7,205	19,443	1963	0.42	b.1. Building Exteriors (Hard)	\$1,910	\$0	\$0	\$0	\$0	\$0	\$1,910
Minnesota State University - Mankato	Blakeslee Stadium	071S0260	\$7,205	19,443	1963	0.42	d.1. HVAC - Equipment	\$0	\$268	\$0	\$0	\$0	\$0	\$268
Minnesota State University - Mankato	Blakeslee Stadium	071S0260	\$7,205	19,443	1963	0.42	f.1. Electrical Equipment	\$97	\$0	\$0	\$0	\$0	\$0	\$97
Minnesota State University - Mankato	Blakeslee Stadium	071S0260	\$7,205	19,443	1963	0.42	g.1. Plumbing Fixtures	\$92	\$0	\$0	\$0	\$0	\$0	\$92
Minnesota State University - Mankato	Blakeslee Stadium	071S0260	\$7,205	19,443	1963	0.42	j.1. Fire Detection Systems	\$0	\$0	\$0	\$0	\$0	\$0	\$0
Minnesota State University - Mankato	Blakeslee Stadium	071S0260	\$7,205	19,443	1963	0.42	k.1. Built-in Equipment	\$159	\$0	\$0	\$0	\$0	\$0	\$159
Minnesota State University - Mankato	Blakeslee Stadium	071S0260	\$7,205	19,443	1963	0.42	l.2. Interior Finishes	\$0	\$0	\$0	\$0	\$0	\$276	\$276
Minnesota State University - Mankato	Blakeslee Stadium	071S0260	\$7,205	19,443	1963	0.42	TOTAL BY BUILDING	\$2,993	\$268	\$0	\$0	\$0	\$276	\$3,538
Minnesota State University - Mankato	Centennial Student Union	071S8066	\$77,688	209,638	1967	0.03	b.1. Building Exteriors (Hard)	\$434	\$0	\$0	\$0	\$0	\$0	\$434
Minnesota State University - Mankato	Centennial Student Union	071S8066	\$77,688	209,638	1967	0.03	d.2. HVAC - Controls	\$189	\$0	\$0	\$0	\$0	\$0	\$189
Minnesota State University - Mankato	Centennial Student Union	071S8066	\$77,688	209,638	1967	0.03	f.1. Electrical Equipment	\$0	\$0	\$0	\$0	\$0	\$0	\$0
Minnesota State University - Mankato	Centennial Student Union	071S8066	\$77,688	209,638	1967	0.03	g.1. Plumbing Fixtures	\$348	\$0	\$0	\$0	\$0	\$0	\$348
Minnesota State University - Mankato	Centennial Student Union	071S8066	\$77,688	209,638	1967	0.03	g.2. Plumbing Rough-in	\$809	\$0	\$0	\$0	\$0	\$0	\$809
Minnesota State University - Mankato	Centennial Student Union	071S8066	\$77,688	209,638	1967	0.03	i.1. Fire Protection Systems	\$0	\$0	\$0	\$0	\$596	\$0	\$596
Minnesota State University - Mankato	Centennial Student Union	071S8066	\$77,688	209,638	1967	0.03	j.1. Fire Detection Systems	\$0	\$136	\$768	\$0	\$0	\$0	\$903
Minnesota State University - Mankato	Centennial Student Union	071S8066	\$77,688	209,638	1967	0.03	k.1. Built-in Equipment	\$0	\$0	\$0	\$0	\$0	\$0	\$0

Source: Approved Data -
SubUsage:

Wednesday, November 21, 2018 3:22 PM
5.1.1

BACKLOG & 5 YR RENEWAL BY SUBSYSTEM

Page 1 of 1

Minnesota State University - Mankato	Centennial Student Union	071S8066	\$77,688	209,638	1967	0.03	I.2. Interior Finishes	\$268	\$268	\$0	\$0	\$0	\$298	\$835
Minnesota State University - Mankato	Centennial Student Union	071S8066	\$77,688	209,638	1967	0.03	TOTAL BY BUILDING	\$2,048	\$404	\$768	\$0	\$596	\$298	\$4,114
Minnesota State University - Mankato	Center of Renewable Energy	071S9610	\$3,922	7,585	2010	0.00	I.2. Interior Finishes	\$0	\$0	\$0	\$0	\$0	\$0	\$0
Minnesota State University - Mankato	Center of Renewable Energy	071S9610	\$3,922	7,585	2010	0.00	TOTAL BY BUILDING	\$0	\$0	\$0	\$0	\$0	\$0	\$0
Minnesota State University - Mankato	Crawford Center	071S5058	\$88,408	241,406	1964	0.05	a.4. Roofing - MnSCU Standard	\$0	\$0	\$0	\$0	\$0	\$0	\$0
Minnesota State University - Mankato	Crawford Center	071S5058	\$88,408	241,406	1964	0.05	a.5. Roofing - Built-up, Membrane, Cedar	\$585	\$0	\$0	\$0	\$0	\$0	\$585
Minnesota State University - Mankato	Crawford Center	071S5058	\$88,408	241,406	1964	0.05	b.1. Building Exteriors (Hard)	\$1,768	\$0	\$0	\$0	\$0	\$0	\$1,768
Minnesota State University - Mankato	Crawford Center	071S5058	\$88,408	241,406	1964	0.05	c.1. Elevators	\$0	\$0	\$123	\$0	\$0	\$246	\$368
Minnesota State University - Mankato	Crawford Center	071S5058	\$88,408	241,406	1964	0.05	d.2. HVAC - Controls	\$0	\$0	\$0	\$0	\$0	\$0	\$0
Minnesota State University - Mankato	Crawford Center	071S5058	\$88,408	241,406	1964	0.05	d.1. HVAC - Equipment	\$147	\$0	\$0	\$0	\$0	\$0	\$147
Minnesota State University - Mankato	Crawford Center	071S5058	\$88,408	241,406	1964	0.05	e.1. HVAC - Distribution	\$1,179	\$0	\$0	\$0	\$0	\$0	\$1,179
Minnesota State University - Mankato	Crawford Center	071S5058	\$88,408	241,406	1964	0.05	f.1. Electrical Equipment	\$0	\$0	\$0	\$0	\$0	\$0	\$0
Minnesota State University - Mankato	Crawford Center	071S5058	\$88,408	241,406	1964	0.05	g.2. Plumbing Rough-in	\$904	\$0	\$0	\$0	\$0	\$0	\$904
Minnesota State University - Mankato	Crawford Center	071S5058	\$88,408	241,406	1964	0.05	j.1. Fire Detection Systems	\$0	\$0	\$0	\$0	\$0	\$0	\$0
Minnesota State University - Mankato	Crawford Center	071S5058	\$88,408	241,406	1964	0.05	I.2. Interior Finishes	\$0	\$0	\$547	\$61	\$304	\$699	\$1,611
Minnesota State University - Mankato	Crawford Center	071S5058	\$88,408	241,406	1964	0.05	TOTAL BY BUILDING	\$4,583	\$0	\$670	\$61	\$304	\$945	\$6,562
Minnesota State University - Mankato	Ford Hall	071S2508	\$34,533	66,783	2008	0.00	d.2. HVAC - Controls	\$0	\$0	\$0	\$0	\$0	\$0	\$0
Minnesota State University - Mankato	Ford Hall	071S2508	\$34,533	66,783	2008	0.00	j.1. Fire Detection Systems	\$0	\$0	\$0	\$0	\$0	\$0	\$0
Minnesota State University - Mankato	Ford Hall	071S2508	\$34,533	66,783	2008	0.00	I.2. Interior Finishes	\$0	\$0	\$0	\$0	\$0	\$949	\$949
Minnesota State University - Mankato	Ford Hall	071S2508	\$34,533	66,783	2008	0.00	TOTAL BY BUILDING	\$0	\$0	\$0	\$0	\$0	\$949	\$949
Minnesota State University - Mankato	Highland Center	071S9362	\$34,357	92,710	1962	0.01	c.1. Elevators	\$0	\$0	\$324	\$0	\$0	\$0	\$324
Minnesota State University - Mankato	Highland Center	071S9362	\$34,357	92,710	1962	0.01	d.2. HVAC - Controls	\$0	\$0	\$0	\$0	\$228	\$0	\$228
Minnesota State University - Mankato	Highland Center	071S9362	\$34,357	92,710	1962	0.01	g.2. Plumbing Rough-in	\$64	\$0	\$0	\$0	\$0	\$0	\$64
Minnesota State University - Mankato	Highland Center	071S9362	\$34,357	92,710	1962	0.01	j.1. Fire Detection Systems	\$0	\$0	\$0	\$0	\$240	\$0	\$240
Minnesota State University - Mankato	Highland Center	071S9362	\$34,357	92,710	1962	0.01	k.1. Built-in Equipment	\$0	\$0	\$0	\$0	\$0	\$0	\$0
Minnesota State University - Mankato	Highland Center	071S9362	\$34,357	92,710	1962	0.01	I.2. Interior Finishes	\$132	\$0	\$725	\$0	\$461	\$0	\$1,318
Minnesota State University - Mankato	Highland Center	071S9362	\$34,357	92,710	1962	0.01	TOTAL BY BUILDING	\$196	\$0	\$1,049	\$0	\$929	\$0	\$2,173

Source: Approved Data -
SubUsage:

Wednesday, November 21, 2018 3:22 PM
5.1.1

Facilities Information

BACKLOG & 5 YR RENEWAL BY SUBSYSTEM

Page 1 of 1

Minnesota State University - Mankato	Highland Center North	071S10679	\$13,755	37,116	1979	0.05	b.1. Building Exteriors (Hard)	\$334	\$0	\$0	\$0	\$0	\$0	\$334
Minnesota State University - Mankato	Highland Center North	071S10679	\$13,755	37,116	1979	0.05	d.1. HVAC - Equipment	\$128	\$0	\$0	\$0	\$0	\$0	\$128
Minnesota State University - Mankato	Highland Center North	071S10679	\$13,755	37,116	1979	0.05	e.1. HVAC - Distribution	\$109	\$0	\$0	\$0	\$0	\$0	\$109
Minnesota State University - Mankato	Highland Center North	071S10679	\$13,755	37,116	1979	0.05	g.1. Plumbing Fixtures	\$18	\$0	\$0	\$0	\$0	\$0	\$18
Minnesota State University - Mankato	Highland Center North	071S10679	\$13,755	37,116	1979	0.05	g.2. Plumbing Rough-in	\$154	\$0	\$0	\$0	\$0	\$0	\$154
Minnesota State University - Mankato	Highland Center North	071S10679	\$13,755	37,116	1979	0.05	j.1. Fire Detection Systems	\$0	\$0	\$0	\$0	\$0	\$0	\$0
Minnesota State University - Mankato	Highland Center North	071S10679	\$13,755	37,116	1979	0.05	I.2. Interior Finishes	\$0	\$0	\$0	\$0	\$388	\$0	\$388
Minnesota State University - Mankato	Highland Center North	071S10679	\$13,755	37,116	1979	0.05	TOTAL BY BUILDING	\$742	\$0	\$0	\$0	\$388	\$0	\$1,130
Minnesota State University - Mankato	Highland Center Phase II Addition	071S10202	\$13,923	37,570	2002	0.00	d.2. HVAC - Controls	\$0	\$0	\$0	\$0	\$154	\$0	\$154
Minnesota State University - Mankato	Highland Center Phase II Addition	071S10202	\$13,923	37,570	2002	0.00	j.1. Fire Detection Systems	\$0	\$0	\$0	\$0	\$162	\$0	\$162
Minnesota State University - Mankato	Highland Center Phase II Addition	071S10202	\$13,923	37,570	2002	0.00	k.1. Built-in Equipment	\$0	\$0	\$0	\$0	\$0	\$0	\$0
Minnesota State University - Mankato	Highland Center Phase II Addition	071S10202	\$13,923	37,570	2002	0.00	I.2. Interior Finishes	\$0	\$0	\$0	\$0	\$534	\$0	\$534
Minnesota State University - Mankato	Highland Center Phase II Addition	071S10202	\$13,923	37,570	2002	0.00	TOTAL BY BUILDING	\$0	\$0	\$0	\$0	\$850	\$0	\$850
Minnesota State University - Mankato	Julia A. Sears Residence Community	071S2608	\$46,624	150,275	2008	0.00	d.2. HVAC - Controls	\$0	\$0	\$0	\$0	\$0	\$0	\$0
Minnesota State University - Mankato	Julia A. Sears Residence Community	071S2608	\$46,624	150,275	2008	0.00	j.1. Fire Detection Systems	\$0	\$0	\$0	\$0	\$0	\$0	\$0
Minnesota State University - Mankato	Julia A. Sears Residence Community	071S2608	\$46,624	150,275	2008	0.00	I.2. Interior Finishes	\$0	\$0	\$0	\$0	\$0	\$1,816	\$1,816
Minnesota State University - Mankato	Julia A. Sears Residence Community	071S2608	\$46,624	150,275	2008	0.00	TOTAL BY BUILDING	\$0	\$0	\$0	\$0	\$0	\$1,816	\$1,816
Minnesota State University - Mankato	Margaret R. Preska Residence Community	071S1889	\$57,550	157,145	2012	0.00	b.1. Building Exteriors (Hard)	\$406	\$0	\$0	\$0	\$0	\$0	\$406
Minnesota State University - Mankato	Margaret R. Preska Residence Community	071S1889	\$57,550	157,145	2012	0.00	c.1. Elevators	\$0	\$0	\$0	\$115	\$0	\$0	\$115
Minnesota State University - Mankato	Margaret R. Preska Residence Community	071S1889	\$57,550	157,145	2012	0.00	I.2. Interior Finishes	\$0	\$0	\$0	\$0	\$0	\$0	\$0
Minnesota State University - Mankato	Margaret R. Preska Residence Community	071S1889	\$57,550	157,145	2012	0.00	TOTAL BY BUILDING	\$406	\$0	\$0	\$115	\$0	\$0	\$521
Minnesota State University - Mankato	McElroy Center	071S5159	\$62,484	170,618	1964	0.08	a.4. Roofing - MnSCU Standard	\$0	\$189	\$0	\$0	\$0	\$0	\$189
Minnesota State University - Mankato	McElroy Center	071S5159	\$62,484	170,618	1964	0.08	a.5. Roofing - Built-up, Membrane, Cedar	\$0	\$85	\$0	\$0	\$0	\$0	\$85
Minnesota State University - Mankato	McElroy Center	071S5159	\$62,484	170,618	1964	0.08	b.1. Building Exteriors (Hard)	\$1,250	\$0	\$0	\$0	\$0	\$0	\$1,250
Minnesota State University - Mankato	McElroy Center	071S5159	\$62,484	170,618	1964	0.08	c.1. Elevators	\$0	\$0	\$0	\$0	\$0	\$217	\$217
Minnesota State University - Mankato	McElroy Center	071S5159	\$62,484	170,618	1964	0.08	d.2. HVAC - Controls	\$417	\$0	\$0	\$0	\$0	\$0	\$417
Minnesota State University - Mankato	McElroy Center	071S5159	\$62,484	170,618	1964	0.08	d.1. HVAC - Equipment	\$625	\$0	\$0	\$0	\$0	\$0	\$625

Source: Approved Data -
SubUsage:

Wednesday, November 21, 2018 3:22 PM
5.1.1

BACKLOG & 5 YR RENEWAL BY SUBSYSTEM

Page 1 of 1

Minnesota State University - Mankato	McElroy Center	071S5159	\$62,484	170,618	1964	0.08	e.1. HVAC - Distribution	\$2,499	\$0	\$0	\$0	\$0	\$0	\$2,499
Minnesota State University - Mankato	McElroy Center	071S5159	\$62,484	170,618	1964	0.08	g.1. Plumbing Fixtures	\$0	\$0	\$0	\$181	\$0	\$0	\$181
Minnesota State University - Mankato	McElroy Center	071S5159	\$62,484	170,618	1964	0.08	j.1. Fire Detection Systems	\$0	\$0	\$0	\$0	\$0	\$0	\$0
Minnesota State University - Mankato	McElroy Center	071S5159	\$62,484	170,618	1964	0.08	k.1. Built-in Equipment	\$347	\$0	\$0	\$0	\$0	\$0	\$347
Minnesota State University - Mankato	McElroy Center	071S5159	\$62,484	170,618	1964	0.08	l.2. Interior Finishes	\$0	\$344	\$0	\$344	\$0	\$344	\$1,031
Minnesota State University - Mankato	McElroy Center	071S5159	\$62,484	170,618	1964	0.08	TOTAL BY BUILDING	\$5,138	\$617	\$0	\$524	\$0	\$561	\$6,840
Minnesota State University - Mankato	Memorial Library	071S0865	\$63,065	166,181	1967	0.14	b.1. Building Exteriors (Hard)	\$0	\$0	\$0	\$0	\$0	\$0	\$0
Minnesota State University - Mankato	Memorial Library	071S0865	\$63,065	166,181	1967	0.14	d.2. HVAC - Controls	\$1,418	\$0	\$0	\$0	\$0	\$0	\$1,418
Minnesota State University - Mankato	Memorial Library	071S0865	\$63,065	166,181	1967	0.14	d.1. HVAC - Equipment	\$3,013	\$0	\$0	\$0	\$0	\$0	\$3,013
Minnesota State University - Mankato	Memorial Library	071S0865	\$63,065	166,181	1967	0.14	e.1. HVAC - Distribution	\$0	\$0	\$0	\$0	\$3,019	\$0	\$3,019
Minnesota State University - Mankato	Memorial Library	071S0865	\$63,065	166,181	1967	0.14	f.1. Electrical Equipment	\$616	\$0	\$0	\$0	\$0	\$0	\$616
Minnesota State University - Mankato	Memorial Library	071S0865	\$63,065	166,181	1967	0.14	g.1. Plumbing Fixtures	\$0	\$0	\$0	\$0	\$0	\$0	\$0
Minnesota State University - Mankato	Memorial Library	071S0865	\$63,065	166,181	1967	0.14	g.2. Plumbing Rough-in	\$0	\$0	\$0	\$0	\$1,719	\$0	\$1,719
Minnesota State University - Mankato	Memorial Library	071S0865	\$63,065	166,181	1967	0.14	i.1. Fire Protection Systems	\$1,010	\$0	\$0	\$0	\$0	\$0	\$1,010
Minnesota State University - Mankato	Memorial Library	071S0865	\$63,065	166,181	1967	0.14	j.1. Fire Detection Systems	\$716	\$0	\$0	\$0	\$0	\$0	\$716
Minnesota State University - Mankato	Memorial Library	071S0865	\$63,065	166,181	1967	0.14	k.1. Built-in Equipment	\$0	\$0	\$0	\$0	\$0	\$0	\$0
Minnesota State University - Mankato	Memorial Library	071S0865	\$63,065	166,181	1967	0.14	l.2. Interior Finishes	\$1,914	\$0	\$71	\$0	\$0	\$0	\$1,985
Minnesota State University - Mankato	Memorial Library	071S0865	\$63,065	166,181	1967	0.14	TOTAL BY BUILDING	\$8,687	\$0	\$71	\$0	\$4,738	\$0	\$13,496
Minnesota State University - Mankato	Memorial Library Addition	071S2090	\$29,715	80,184	1992	0.10	a.5. Roofing - Built-up, Membrane, Cedar	\$1,105	\$0	\$0	\$0	\$0	\$0	\$1,105
Minnesota State University - Mankato	Memorial Library Addition	071S2090	\$29,715	80,184	1992	0.10	b.1. Building Exteriors (Hard)	\$0	\$0	\$0	\$0	\$829	\$0	\$829
Minnesota State University - Mankato	Memorial Library Addition	071S2090	\$29,715	80,184	1992	0.10	c.1. Elevators	\$0	\$0	\$0	\$0	\$311	\$0	\$311
Minnesota State University - Mankato	Memorial Library Addition	071S2090	\$29,715	80,184	1992	0.10	d.2. HVAC - Controls	\$656	\$0	\$0	\$0	\$0	\$0	\$656
Minnesota State University - Mankato	Memorial Library Addition	071S2090	\$29,715	80,184	1992	0.10	d.1. HVAC - Equipment	\$0	\$0	\$0	\$0	\$0	\$0	\$0
Minnesota State University - Mankato	Memorial Library Addition	071S2090	\$29,715	80,184	1992	0.10	f.1. Electrical Equipment	\$0	\$0	\$0	\$0	\$1,486	\$0	\$1,486
Minnesota State University - Mankato	Memorial Library Addition	071S2090	\$29,715	80,184	1992	0.10	g.1. Plumbing Fixtures	\$0	\$0	\$0	\$0	\$372	\$0	\$372
Minnesota State University - Mankato	Memorial Library Addition	071S2090	\$29,715	80,184	1992	0.10	i.1. Fire Protection Systems	\$310	\$0	\$0	\$0	\$0	\$0	\$310
Minnesota State University - Mankato	Memorial Library Addition	071S2090	\$29,715	80,184	1992	0.10	j.1. Fire Detection Systems	\$346	\$0	\$0	\$0	\$0	\$0	\$346

Source: Approved Data -
SubUsage:

Wednesday, November 21, 2018 3:22 PM
5.1.1

Facilities Information

BACKLOG & 5 YR RENEWAL BY SUBSYSTEM

Page 1 of 1

Minnesota State University - Mankato	Memorial Library Addition	071S2090	\$29,715	80,184	1992	0.10	k.1. Built-in Equipment	\$0	\$0	\$0	\$0	\$656	\$0	\$656
Minnesota State University - Mankato	Memorial Library Addition	071S2090	\$29,715	80,184	1992	0.10	l.2. Interior Finishes	\$684	\$0	\$0	\$0	\$0	\$285	\$969
Minnesota State University - Mankato	Memorial Library Addition	071S2090	\$29,715	80,184	1992	0.10	TOTAL BY BUILDING	\$3,101	\$0	\$0	\$0	\$3,655	\$285	\$7,041
Minnesota State University - Mankato	Morris Hall	071S0966	\$16,426	44,325	1968	0.10	b.1. Building Exteriors (Hard)	\$321	\$0	\$0	\$0	\$0	\$0	\$321
Minnesota State University - Mankato	Morris Hall	071S0966	\$16,426	44,325	1968	0.10	g.1. Plumbing Fixtures	\$210	\$0	\$0	\$0	\$0	\$0	\$210
Minnesota State University - Mankato	Morris Hall	071S0966	\$16,426	44,325	1968	0.10	g.2. Plumbing Rough-in	\$611	\$0	\$0	\$0	\$0	\$0	\$611
Minnesota State University - Mankato	Morris Hall	071S0966	\$16,426	44,325	1968	0.10	j.1. Fire Detection Systems	\$57	\$0	\$0	\$0	\$0	\$134	\$191
Minnesota State University - Mankato	Morris Hall	071S0966	\$16,426	44,325	1968	0.10	k.1. Built-in Equipment	\$181	\$0	\$0	\$0	\$0	\$91	\$272
Minnesota State University - Mankato	Morris Hall	071S0966	\$16,426	44,325	1968	0.10	l.2. Interior Finishes	\$252	\$0	\$0	\$0	\$0	\$126	\$378
Minnesota State University - Mankato	Morris Hall	071S0966	\$16,426	44,325	1968	0.10	TOTAL BY BUILDING	\$1,633	\$0	\$0	\$0	\$0	\$350	\$1,983
Minnesota State University - Mankato	Morris Hall Addition	071S1377	\$8,314	22,436	1979	0.01	b.1. Building Exteriors (Hard)	\$93	\$0	\$0	\$0	\$0	\$0	\$93
Minnesota State University - Mankato	Morris Hall Addition	071S1377	\$8,314	22,436	1979	0.01	j.1. Fire Detection Systems	\$0	\$0	\$0	\$97	\$0	\$0	\$97
Minnesota State University - Mankato	Morris Hall Addition	071S1377	\$8,314	22,436	1979	0.01	TOTAL BY BUILDING	\$93	\$0	\$0	\$97	\$0	\$0	\$189
Minnesota State University - Mankato	Myers Field House	071S10301	\$30,502	82,308	2001	0.04	d.2. HVAC - Controls	\$0	\$0	\$0	\$674	\$0	\$0	\$674
Minnesota State University - Mankato	Myers Field House	071S10301	\$30,502	82,308	2001	0.04	j.1. Fire Detection Systems	\$0	\$0	\$0	\$355	\$0	\$0	\$355
Minnesota State University - Mankato	Myers Field House	071S10301	\$30,502	82,308	2001	0.04	k.1. Built-in Equipment	\$0	\$0	\$0	\$0	\$0	\$0	\$0
Minnesota State University - Mankato	Myers Field House	071S10301	\$30,502	82,308	2001	0.04	l.2. Interior Finishes	\$1,170	\$0	\$0	\$0	\$0	\$0	\$1,170
Minnesota State University - Mankato	Myers Field House	071S10301	\$30,502	82,308	2001	0.04	TOTAL BY BUILDING	\$1,170	\$0	\$0	\$1,029	\$0	\$0	\$2,199
Minnesota State University - Mankato	Nelson Hall (Mankato)	071S0460	\$19,128	51,617	1962	0.18	a.5. Roofing - Built-up, Membrane, Cedar	\$1,299	\$248	\$0	\$0	\$0	\$0	\$1,547
Minnesota State University - Mankato	Nelson Hall (Mankato)	071S0460	\$19,128	51,617	1962	0.18	b.1. Building Exteriors (Hard)	\$411	\$0	\$0	\$0	\$0	\$0	\$411
Minnesota State University - Mankato	Nelson Hall (Mankato)	071S0460	\$19,128	51,617	1962	0.18	c.1. Elevators	\$0	\$0	\$0	\$0	\$180	\$0	\$180
Minnesota State University - Mankato	Nelson Hall (Mankato)	071S0460	\$19,128	51,617	1962	0.18	d.2. HVAC - Controls	\$0	\$0	\$0	\$0	\$0	\$0	\$0
Minnesota State University - Mankato	Nelson Hall (Mankato)	071S0460	\$19,128	51,617	1962	0.18	d.1. HVAC - Equipment	\$36	\$0	\$0	\$0	\$0	\$0	\$36
Minnesota State University - Mankato	Nelson Hall (Mankato)	071S0460	\$19,128	51,617	1962	0.18	e.1. HVAC - Distribution	\$302	\$0	\$0	\$0	\$0	\$0	\$302
Minnesota State University - Mankato	Nelson Hall (Mankato)	071S0460	\$19,128	51,617	1962	0.18	g.1. Plumbing Fixtures	\$98	\$0	\$0	\$0	\$0	\$0	\$98
Minnesota State University - Mankato	Nelson Hall (Mankato)	071S0460	\$19,128	51,617	1962	0.18	g.2. Plumbing Rough-in	\$569	\$0	\$0	\$0	\$0	\$0	\$569
Minnesota State University - Mankato	Nelson Hall (Mankato)	071S0460	\$19,128	51,617	1962	0.18	i.1. Fire Protection Systems	\$37	\$0	\$0	\$0	\$0	\$0	\$37

Source: Approved Data -
SubUsage:

Wednesday, November 21, 2018 3:22 PM
5.1.1

BACKLOG & 5 YR RENEWAL BY SUBSYSTEM

Page 1 of 1

Minnesota State University - Mankato	Nelson Hall (Mankato)	071S0460	\$19,128	51,617	1962	0.18	j.1. Fire Detection Systems	\$0	\$0	\$0	\$0	\$222	\$0	\$222
Minnesota State University - Mankato	Nelson Hall (Mankato)	071S0460	\$19,128	51,617	1962	0.18	k.1. Built-in Equipment	\$338	\$0	\$0	\$0	\$0	\$0	\$338
Minnesota State University - Mankato	Nelson Hall (Mankato)	071S0460	\$19,128	51,617	1962	0.18	l.2. Interior Finishes	\$294	\$0	\$0	\$367	\$0	\$0	\$660
Minnesota State University - Mankato	Nelson Hall (Mankato)	071S0460	\$19,128	51,617	1962	0.18	TOTAL BY BUILDING	\$3,384	\$248	\$0	\$367	\$403	\$0	\$4,401
Minnesota State University - Mankato	Nelson Hall Addition	071S1277	\$4,846	13,076	1979	0.16	d.2. HVAC - Controls	\$27	\$0	\$0	\$0	\$0	\$0	\$27
Minnesota State University - Mankato	Nelson Hall Addition	071S1277	\$4,846	13,076	1979	0.16	d.1. HVAC - Equipment	\$45	\$0	\$0	\$0	\$0	\$0	\$45
Minnesota State University - Mankato	Nelson Hall Addition	071S1277	\$4,846	13,076	1979	0.16	e.1. HVAC - Distribution	\$287	\$0	\$0	\$0	\$0	\$0	\$287
Minnesota State University - Mankato	Nelson Hall Addition	071S1277	\$4,846	13,076	1979	0.16	g.1. Plumbing Fixtures	\$62	\$0	\$0	\$0	\$0	\$0	\$62
Minnesota State University - Mankato	Nelson Hall Addition	071S1277	\$4,846	13,076	1979	0.16	g.2. Plumbing Rough-in	\$180	\$0	\$0	\$0	\$0	\$0	\$180
Minnesota State University - Mankato	Nelson Hall Addition	071S1277	\$4,846	13,076	1979	0.16	i.1. Fire Protection Systems	\$0	\$62	\$0	\$0	\$0	\$0	\$62
Minnesota State University - Mankato	Nelson Hall Addition	071S1277	\$4,846	13,076	1979	0.16	j.1. Fire Detection Systems	\$0	\$0	\$0	\$0	\$0	\$0	\$0
Minnesota State University - Mankato	Nelson Hall Addition	071S1277	\$4,846	13,076	1979	0.16	l.2. Interior Finishes	\$186	\$0	\$0	\$0	\$0	\$0	\$186
Minnesota State University - Mankato	Nelson Hall Addition	071S1277	\$4,846	13,076	1979	0.16	TOTAL BY BUILDING	\$787	\$62	\$0	\$0	\$0	\$0	\$849
Minnesota State University - Mankato	Pennington Hall	071S1686	\$6,490	17,514	1986	0.00	b.1. Building Exteriors (Hard)	\$0	\$0	\$72	\$0	\$0	\$0	\$72
Minnesota State University - Mankato	Pennington Hall	071S1686	\$6,490	17,514	1986	0.00	d.2. HVAC - Controls	\$0	\$0	\$0	\$0	\$0	\$0	\$0
Minnesota State University - Mankato	Pennington Hall	071S1686	\$6,490	17,514	1986	0.00	j.1. Fire Detection Systems	\$0	\$0	\$0	\$0	\$0	\$0	\$0
Minnesota State University - Mankato	Pennington Hall	071S1686	\$6,490	17,514	1986	0.00	l.2. Interior Finishes	\$0	\$0	\$249	\$0	\$0	\$0	\$249
Minnesota State University - Mankato	Pennington Hall	071S1686	\$6,490	17,514	1986	0.00	TOTAL BY BUILDING	\$0	\$0	\$321	\$0	\$0	\$0	\$321
Minnesota State University - Mankato	Performing Arts	071S0764	\$32,570	87,887	1967	0.27	b.1. Building Exteriors (Hard)	\$0	\$0	\$0	\$0	\$0	\$0	\$0
Minnesota State University - Mankato	Performing Arts	071S0764	\$32,570	87,887	1967	0.27	d.2. HVAC - Controls	\$360	\$0	\$0	\$0	\$0	\$0	\$360
Minnesota State University - Mankato	Performing Arts	071S0764	\$32,570	87,887	1967	0.27	d.1. HVAC - Equipment	\$667	\$0	\$0	\$0	\$0	\$0	\$667
Minnesota State University - Mankato	Performing Arts	071S0764	\$32,570	87,887	1967	0.27	e.1. HVAC - Distribution	\$5,151	\$0	\$0	\$0	\$0	\$0	\$5,151
Minnesota State University - Mankato	Performing Arts	071S0764	\$32,570	87,887	1967	0.27	f.1. Electrical Equipment	\$505	\$0	\$0	\$0	\$0	\$0	\$505
Minnesota State University - Mankato	Performing Arts	071S0764	\$32,570	87,887	1967	0.27	g.1. Plumbing Fixtures	\$417	\$0	\$0	\$0	\$0	\$0	\$417
Minnesota State University - Mankato	Performing Arts	071S0764	\$32,570	87,887	1967	0.27	g.2. Plumbing Rough-in	\$606	\$0	\$0	\$0	\$0	\$0	\$606
Minnesota State University - Mankato	Performing Arts	071S0764	\$32,570	87,887	1967	0.27	j.1. Fire Detection Systems	\$0	\$0	\$0	\$0	\$0	\$0	\$0
Minnesota State University - Mankato	Performing Arts	071S0764	\$32,570	87,887	1967	0.27	k.1. Built-in Equipment	\$216	\$0	\$0	\$0	\$576	\$0	\$792

Source: Approved Data -
SubUsage:

Wednesday, November 21, 2018 3:22 PM
5.1.1

Facilities Information

BACKLOG & 5 YR RENEWAL BY SUBSYSTEM

Page 1 of 1

Minnesota State University - Mankato	Performing Arts	071S0764	\$32,570	87,887	1967	0.27	I.2. Interior Finishes	\$625	\$0	\$500	\$0	\$0	\$0	\$1,125
Minnesota State University - Mankato	Performing Arts	071S0764	\$32,570	87,887	1967	0.27	TOTAL BY BUILDING	\$8,545	\$0	\$500	\$0	\$576	\$0	\$9,620
Minnesota State University - Mankato	Stand-by Generator Bldg	071S1200	\$1,551	3,000	2005	0.00	j.1. Fire Detection Systems	\$0	\$0	\$0	\$0	\$0	\$0	\$0
Minnesota State University - Mankato	Stand-by Generator Bldg	071S1200	\$1,551	3,000	2005	0.00	I.2. Interior Finishes	\$0	\$0	\$43	\$0	\$0	\$0	\$43
Minnesota State University - Mankato	Stand-by Generator Bldg	071S1200	\$1,551	3,000	2005	0.00	TOTAL BY BUILDING	\$0	\$0	\$43	\$0	\$0	\$0	\$43
Minnesota State University - Mankato	Taylor Center	071S10100	\$52,975	142,951	2000	0.00	a.5. Roofing - Built-up, Membrane, Cedar	\$0	\$4,434	\$0	\$0	\$0	\$0	\$4,434
Minnesota State University - Mankato	Taylor Center	071S10100	\$52,975	142,951	2000	0.00	c.1. Elevators	\$0	\$0	\$0	\$0	\$0	\$0	\$0
Minnesota State University - Mankato	Taylor Center	071S10100	\$52,975	142,951	2000	0.00	d.2. HVAC - Controls	\$0	\$0	\$585	\$0	\$0	\$0	\$585
Minnesota State University - Mankato	Taylor Center	071S10100	\$52,975	142,951	2000	0.00	j.1. Fire Detection Systems	\$0	\$0	\$616	\$0	\$0	\$0	\$616
Minnesota State University - Mankato	Taylor Center	071S10100	\$52,975	142,951	2000	0.00	k.1. Built-in Equipment	\$0	\$0	\$0	\$0	\$0	\$0	\$0
Minnesota State University - Mankato	Taylor Center	071S10100	\$52,975	142,951	2000	0.00	I.2. Interior Finishes	\$0	\$0	\$1,382	\$0	\$0	\$0	\$1,382
Minnesota State University - Mankato	Taylor Center	071S10100	\$52,975	142,951	2000	0.00	TOTAL BY BUILDING	\$0	\$4,434	\$2,583	\$0	\$0	\$0	\$7,017
Minnesota State University - Mankato	Trafton East Addition	071S2194	\$21,223	57,270	1994	0.00	b.1. Building Exteriors (Hard)	\$0	\$0	\$0	\$0	\$0	\$0	\$0
Minnesota State University - Mankato	Trafton East Addition	071S2194	\$21,223	57,270	1994	0.00	c.1. Elevators	\$0	\$222	\$0	\$0	\$0	\$0	\$222
Minnesota State University - Mankato	Trafton East Addition	071S2194	\$21,223	57,270	1994	0.00	f.1. Electrical Equipment	\$0	\$0	\$0	\$0	\$0	\$0	\$0
Minnesota State University - Mankato	Trafton East Addition	071S2194	\$21,223	57,270	1994	0.00	g.1. Plumbing Fixtures	\$0	\$0	\$0	\$0	\$0	\$0	\$0
Minnesota State University - Mankato	Trafton East Addition	071S2194	\$21,223	57,270	1994	0.00	k.1. Built-in Equipment	\$0	\$469	\$0	\$0	\$0	\$0	\$469
Minnesota State University - Mankato	Trafton East Addition	071S2194	\$21,223	57,270	1994	0.00	I.2. Interior Finishes	\$0	\$0	\$0	\$0	\$122	\$0	\$122
Minnesota State University - Mankato	Trafton East Addition	071S2194	\$21,223	57,270	1994	0.00	TOTAL BY BUILDING	\$0	\$691	\$0	\$0	\$122	\$0	\$813
Minnesota State University - Mankato	Trafton Science Bldg	071S1070	\$119,072	224,864	1972	0.05	b.1. Building Exteriors (Hard)	\$233	\$0	\$0	\$0	\$0	\$0	\$233
Minnesota State University - Mankato	Trafton Science Bldg	071S1070	\$119,072	224,864	1972	0.05	f.1. Electrical Equipment	\$315	\$0	\$0	\$0	\$0	\$0	\$315
Minnesota State University - Mankato	Trafton Science Bldg	071S1070	\$119,072	224,864	1972	0.05	g.1. Plumbing Fixtures	\$281	\$0	\$0	\$0	\$0	\$0	\$281
Minnesota State University - Mankato	Trafton Science Bldg	071S1070	\$119,072	224,864	1972	0.05	g.2. Plumbing Rough-in	\$3,149	\$0	\$0	\$0	\$0	\$0	\$3,149
Minnesota State University - Mankato	Trafton Science Bldg	071S1070	\$119,072	224,864	1972	0.05	j.1. Fire Detection Systems	\$0	\$0	\$0	\$0	\$0	\$0	\$0
Minnesota State University - Mankato	Trafton Science Bldg	071S1070	\$119,072	224,864	1972	0.05	k.1. Built-in Equipment	\$2,035	\$0	\$0	\$0	\$0	\$0	\$2,035
Minnesota State University - Mankato	Trafton Science Bldg	071S1070	\$119,072	224,864	1972	0.05	I.2. Interior Finishes	\$320	\$0	\$0	\$0	\$0	\$0	\$320
Minnesota State University - Mankato	Trafton Science Bldg	071S1070	\$119,072	224,864	1972	0.05	TOTAL BY BUILDING	\$6,332	\$0	\$0	\$0	\$0	\$0	\$6,332

Source: Approved Data -
SubUsage:

Wednesday, November 21, 2018 3:22 PM
5.1.1

BACKLOG & 5 YR RENEWAL BY SUBSYSTEM

Page 1 of 1

Minnesota State University - Mankato	Utility Plant	071S0560	\$7,357	13,574	1962	0.19	b.1. Building Exteriors (Hard)	\$0	\$0	\$0	\$0	\$121	\$0	\$121
Minnesota State University - Mankato	Utility Plant	071S0560	\$7,357	13,574	1962	0.19	d.1. HVAC - Equipment	\$0	\$0	\$0	\$0	\$0	\$0	\$0
Minnesota State University - Mankato	Utility Plant	071S0560	\$7,357	13,574	1962	0.19	f.1. Electrical Equipment	\$0	\$0	\$0	\$0	\$949	\$0	\$949
Minnesota State University - Mankato	Utility Plant	071S0560	\$7,357	13,574	1962	0.19	g.1. Plumbing Fixtures	\$0	\$0	\$0	\$0	\$170	\$0	\$170
Minnesota State University - Mankato	Utility Plant	071S0560	\$7,357	13,574	1962	0.19	g.2. Plumbing Rough-in	\$380	\$0	\$0	\$0	\$0	\$0	\$380
Minnesota State University - Mankato	Utility Plant	071S0560	\$7,357	13,574	1962	0.19	j.1. Fire Detection Systems	\$0	\$0	\$0	\$0	\$0	\$0	\$0
Minnesota State University - Mankato	Utility Plant	071S0560	\$7,357	13,574	1962	0.19	k.1. Built-in Equipment	\$819	\$0	\$0	\$0	\$0	\$0	\$819
Minnesota State University - Mankato	Utility Plant	071S0560	\$7,357	13,574	1962	0.19	I.2. Interior Finishes	\$193	\$0	\$0	\$0	\$0	\$0	\$193
Minnesota State University - Mankato	Utility Plant	071S0560	\$7,357	13,574	1962	0.19	TOTAL BY BUILDING	\$1,392	\$0	\$0	\$0	\$1,239	\$0	\$2,631
Minnesota State University - Mankato	Utility Tunnels	071S9562	\$5,011	36,340	1962	0.06	b.1. Building Exteriors (Hard)	\$0	\$0	\$0	\$0	\$376	\$0	\$376
Minnesota State University - Mankato	Utility Tunnels	071S9562	\$5,011	36,340	1962	0.06	f.1. Electrical Equipment	\$319	\$0	\$0	\$0	\$0	\$0	\$319
Minnesota State University - Mankato	Utility Tunnels	071S9562	\$5,011	36,340	1962	0.06	TOTAL BY BUILDING	\$319	\$0	\$0	\$0	\$376	\$0	\$695
Minnesota State University - Mankato	West Road Paint Shop	071S2358	\$212	1,540	1999	0.01	a.5. Roofing - Built-up, Membrane, Cedar	\$0	\$0	\$0	\$0	\$0	\$0	\$0
Minnesota State University - Mankato	West Road Paint Shop	071S2358	\$212	1,540	1999	0.01	d.2. HVAC - Controls	\$0	\$5	\$0	\$0	\$0	\$0	\$5
Minnesota State University - Mankato	West Road Paint Shop	071S2358	\$212	1,540	1999	0.01	j.1. Fire Detection Systems	\$0	\$0	\$0	\$0	\$0	\$0	\$0
Minnesota State University - Mankato	West Road Paint Shop	071S2358	\$212	1,540	1999	0.01	I.2. Interior Finishes	\$1	\$0	\$0	\$0	\$0	\$0	\$1
Minnesota State University - Mankato	West Road Paint Shop	071S2358	\$212	1,540	1999	0.01	TOTAL BY BUILDING	\$1	\$5	\$0	\$0	\$0	\$0	\$7
Minnesota State University - Mankato	Wiecking Center	071S0158	\$36,400	98,224	1959	0.12	a.4. Roofing - MnSCU Standard	\$0	\$0	\$3,756	\$0	\$0	\$0	\$3,756
Minnesota State University - Mankato	Wiecking Center	071S0158	\$36,400	98,224	1959	0.12	a.5. Roofing - Built-up, Membrane, Cedar	\$191	\$0	\$0	\$0	\$0	\$0	\$191
Minnesota State University - Mankato	Wiecking Center	071S0158	\$36,400	98,224	1959	0.12	b.1. Building Exteriors (Hard)	\$813	\$0	\$0	\$0	\$0	\$0	\$813
Minnesota State University - Mankato	Wiecking Center	071S0158	\$36,400	98,224	1959	0.12	d.2. HVAC - Controls	\$0	\$0	\$0	\$0	\$0	\$0	\$0
Minnesota State University - Mankato	Wiecking Center	071S0158	\$36,400	98,224	1959	0.12	d.1. HVAC - Equipment	\$0	\$0	\$0	\$0	\$0	\$0	\$0
Minnesota State University - Mankato	Wiecking Center	071S0158	\$36,400	98,224	1959	0.12	f.1. Electrical Equipment	\$910	\$0	\$0	\$0	\$0	\$0	\$910
Minnesota State University - Mankato	Wiecking Center	071S0158	\$36,400	98,224	1959	0.12	g.1. Plumbing Fixtures	\$466	\$0	\$0	\$0	\$0	\$0	\$466
Minnesota State University - Mankato	Wiecking Center	071S0158	\$36,400	98,224	1959	0.12	g.2. Plumbing Rough-in	\$1,016	\$0	\$0	\$0	\$0	\$0	\$1,016
Minnesota State University - Mankato	Wiecking Center	071S0158	\$36,400	98,224	1959	0.12	j.1. Fire Detection Systems	\$0	\$0	\$0	\$0	\$0	\$0	\$0
Minnesota State University - Mankato	Wiecking Center	071S0158	\$36,400	98,224	1959	0.12	I.2. Interior Finishes	\$1,033	\$70	\$140	\$0	\$0	\$0	\$1,243

Source: Approved Data -
SubUsage:

Wednesday, November 21, 2018 3:22 PM
5.1.1

Facilities Information

BACKLOG & 5 YR RENEWAL BY SUBSYSTEM

Page 1 of 1

Minnesota State University - Mankato	Wiecking Center	071S0158	\$36,400	98,224	1959	0.12	TOTAL BY BUILDING	\$4,429	\$70	\$3,896	\$0	\$0	\$0	\$8,395
Minnesota State University - Mankato	Wiecking Shop Bldg	071S1583	\$1,801	13,061	1987	0.01	a.3. Roofing - Metal, Concrete	\$0	\$0	\$0	\$0	\$0	\$1,122	\$1,122
Minnesota State University - Mankato	Wiecking Shop Bldg	071S1583	\$1,801	13,061	1987	0.01	b.1. Building Exteriors (Hard)	\$0	\$0	\$0	\$0	\$135	\$0	\$135
Minnesota State University - Mankato	Wiecking Shop Bldg	071S1583	\$1,801	13,061	1987	0.01	d.2. HVAC - Controls	\$15	\$0	\$0	\$0	\$0	\$0	\$15
Minnesota State University - Mankato	Wiecking Shop Bldg	071S1583	\$1,801	13,061	1987	0.01	f.1. Electrical Equipment	\$0	\$0	\$0	\$0	\$45	\$0	\$45
Minnesota State University - Mankato	Wiecking Shop Bldg	071S1583	\$1,801	13,061	1987	0.01	g.1. Plumbing Fixtures	\$0	\$0	\$0	\$0	\$11	\$0	\$11
Minnesota State University - Mankato	Wiecking Shop Bldg	071S1583	\$1,801	13,061	1987	0.01	i.1. Fire Protection Systems	\$0	\$0	\$0	\$0	\$0	\$0	\$0
Minnesota State University - Mankato	Wiecking Shop Bldg	071S1583	\$1,801	13,061	1987	0.01	j.1. Fire Detection Systems	\$0	\$0	\$0	\$0	\$0	\$0	\$0
Minnesota State University - Mankato	Wiecking Shop Bldg	071S1583	\$1,801	13,061	1987	0.01	I.2. Interior Finishes	\$0	\$0	\$0	\$0	\$9	\$0	\$9
Minnesota State University - Mankato	Wiecking Shop Bldg	071S1583	\$1,801	13,061	1987	0.01	TOTAL BY BUILDING	\$15	\$0	\$0	\$0	\$200	\$1,122	\$1,338
Minnesota State University - Mankato	Wiecking Storage Bldg	071S9060	\$772	5,600	1987	0.00	b.1. Building Exteriors (Hard)	\$0	\$0	\$0	\$0	\$58	\$0	\$58
Minnesota State University - Mankato	Wiecking Storage Bldg	071S9060	\$772	5,600	1987	0.00	f.1. Electrical Equipment	\$0	\$0	\$0	\$0	\$19	\$0	\$19
Minnesota State University - Mankato	Wiecking Storage Bldg	071S9060	\$772	5,600	1987	0.00	I.2. Interior Finishes	\$0	\$0	\$0	\$0	\$5	\$0	\$5
Minnesota State University - Mankato	Wiecking Storage Bldg	071S9060	\$772	5,600	1987	0.00	TOTAL BY BUILDING	\$0	\$0	\$0	\$0	\$82	\$0	\$82
Minnesota State University - Mankato	Wigley - Administration	071S1177	\$18,134	48,933	1979	0.00	b.1. Building Exteriors (Hard)	\$40	\$0	\$0	\$0	\$0	\$0	\$40
Minnesota State University - Mankato	Wigley - Administration	071S1177	\$18,134	48,933	1979	0.00	d.2. HVAC - Controls	\$0	\$0	\$0	\$0	\$0	\$0	\$0
Minnesota State University - Mankato	Wigley - Administration	071S1177	\$18,134	48,933	1979	0.00	j.1. Fire Detection Systems	\$0	\$0	\$0	\$0	\$0	\$0	\$0
Minnesota State University - Mankato	Wigley - Administration	071S1177	\$18,134	48,933	1979	0.00	I.2. Interior Finishes	\$0	\$0	\$404	\$0	\$237	\$0	\$640
Minnesota State University - Mankato	Wigley - Administration	071S1177	\$18,134	48,933	1979	0.00	TOTAL BY BUILDING	\$40	\$0	\$404	\$0	\$237	\$0	\$681
Minnesota State University - Mankato	Wissink Hall	071S1786	\$24,357	65,725	1987	0.07	a.5. Roofing - Built-up, Membrane, Cedar	\$1,069	\$0	\$0	\$0	\$0	\$0	\$1,069
Minnesota State University - Mankato	Wissink Hall	071S1786	\$24,357	65,725	1987	0.07	b.1. Building Exteriors (Hard)	\$0	\$0	\$680	\$0	\$0	\$0	\$680
Minnesota State University - Mankato	Wissink Hall	071S1786	\$24,357	65,725	1987	0.07	c.1. Elevators	\$0	\$229	\$0	\$0	\$0	\$0	\$229
Minnesota State University - Mankato	Wissink Hall	071S1786	\$24,357	65,725	1987	0.07	d.1. HVAC - Equipment	\$0	\$0	\$0	\$0	\$906	\$0	\$906
Minnesota State University - Mankato	Wissink Hall	071S1786	\$24,357	65,725	1987	0.07	f.1. Electrical Equipment	\$0	\$0	\$0	\$0	\$1,218	\$0	\$1,218
Minnesota State University - Mankato	Wissink Hall	071S1786	\$24,357	65,725	1987	0.07	g.1. Plumbing Fixtures	\$0	\$0	\$0	\$0	\$287	\$0	\$287
Minnesota State University - Mankato	Wissink Hall	071S1786	\$24,357	65,725	1987	0.07	i.1. Fire Protection Systems	\$0	\$0	\$0	\$0	\$0	\$0	\$0
Minnesota State University - Mankato	Wissink Hall	071S1786	\$24,357	65,725	1987	0.07	j.1. Fire Detection Systems	\$0	\$0	\$0	\$0	\$0	\$0	\$0

Source: Approved Data -
SubUsage:

Wednesday, November 21, 2018 3:22 PM
5.1.1

BACKLOG & 5 YR RENEWAL BY SUBSYSTEM

Page 1 of 1

Minnesota State University - Mankato	Wissink Hall	071S1786	\$24,357	65,725	1987	0.07	k.1. Built-in Equipment	\$538	\$0	\$0	\$0	\$0	\$0	\$538
Minnesota State University - Mankato	Wissink Hall	071S1786	\$24,357	65,725	1987	0.07	l.2. Interior Finishes	\$187	\$0	\$0	\$47	\$0	\$0	\$234
Minnesota State University - Mankato	Wissink Hall	071S1786	\$24,357	65,725	1987	0.07	TOTAL BY BUILDING	\$1,794	\$229	\$680	\$47	\$2,411	\$0	\$5,160
							TOTAL BY CAMPUS	\$82,520	\$8,976	\$12,219	\$2,252	\$18,107	\$6,603	\$130,677

30%

Utility Information



NORTHERN STATES POWER COMPANY

MAILING ADDRESS	ACCOUNT NUMBER	DUE DATE
MINNESOTA STATE UNIV MANKATO ACCOUNTS PAYABLE PO 194834 236 WIGLEY ADMINISTRATION CTR MANKATO MN 56001-8067	51-5986264-1	07/24/2017
	STATEMENT NUMBER	STATEMENT DATE
	553110834	07/07/2017
		AMOUNT DUE
		\$205,948.22

QUESTIONS ABOUT YOUR BILL?

See our website: xcelenergy.com
 Email us at: Customerservice@xcelenergy.com
 Please Call: 1-800-481-4700
 Hearing Impaired: 1-800-895-4949
 Fax: 1-800-311-0050
 Or write us at: XCEL ENERGY
 PO BOX 8
 EAU CLAIRE WI 54702-0008

ACCOUNT BALANCE

Previous Balance	As of 05/31	\$188,627.49
Payment Received	Cash 06/23	-\$138,161.67 CR
	Cash 06/20	-\$50,465.82 CR
Balance Forward		\$0.00
Current Charges		\$205,752.20
Other Recurring Charges		\$196.02
Amount Due		\$205,948.22

PREMISES SUMMARY

PREMISES NUMBER	PREMISES IDENTIFIER	PREMISES DESCRIPTOR	CURRENT BILL
302425708	800 VAL IMM DR	CHILLER	\$51,638.92
302470608	500 HINIKER MILL RD	ANDREAS OBSERVATORY	\$98.24
303254484	1720 WARREN ST UNIT TRNCMP	VIKINGS TRAINING CAMP	\$156.72
303482079	800 VAL IMM DR	LOAD PROFILE Main Service	\$109,776.95
303680993	200 HINIKER MILL RD	Standeford Observatory	\$16.13
303842133	225 STADIUM RD	PARKING LOT LIGHTS	\$1,135.78
304221045	103 MAYWOOD ST	TRAFTON CHILLER SERVICE	\$28,993.14
304250275	450 ELLIS AVE	Residential Facilities Service	\$13,936.32
Total			\$205,752.20

OTHER RECURRING CHARGES SUMMARY

DESCRIPTION	RECEIVED MN STATE UNIV, MANKATO	CURRENT BILL
Auto Protective Lgt	JUL 12 2017	\$196.02
Total		\$196.02

INFORMATION ABOUT YOUR BILL

Thank you for your payment.

RETURN BOTTOM PORTION WITH YOUR PAYMENT • PLEASE DO NOT USE STAPLES, TAPE OR PAPER CLIPS




ACCOUNT NUMBER	DUE DATE	AMOUNT DUE	AMOUNT ENCLOSED
51-5986264-1	07/24/2017	\$205,948.22	

Please see the back of this bill for more information
 regarding the late payment charge. Pay on or before the
 date due to avoid assessment of a late payment charge.
 Make your check payable to XCEL ENERGY

JULY						
S	M	T	W	T	F	S
						1
2	3	4	5	6	7	8
9	10	11	12	13	14	15
16	17	18	19	20	21	22
23	24	25	26	27	28	29
30	31					

AB 02 002779 85869 A 13 A



MINNESOTA STATE UNIV MANKATO
 ACCOUNTS PAYABLE PO 194834
 236 WIGLEY ADMINISTRATION CTR
 MANKATO MN 56001-8067

|||||
 XCEL ENERGY
 P.O. BOX 9477
 MPLS MN 55484-9477

31 51072417 59862641 0002059482200020594822

7,13,17



MAILING ADDRESS	ACCOUNT NUMBER	DUE DATE
MINNESOTA STATE UNIV MANKATO ACCOUNTS PAYABLE PO 194834 236 WIGLEY ADMINISTRATION CTR MANKATO MN 56001-6067	51-5986264-1	07/24/2017
	STATEMENT NUMBER	STATEMENT DATE
	553110834	07/07/2017
		AMOUNT DUE
		\$205,948.22

SERVICE ADDRESS: CHILLER
800 VAL IMM DR MANKATO, MN 56001
NEXT READ DATE: 08/02/17

ELECTRICITY SERVICE DETAILS


PREMISES NUMBER: 302425708
INVOICE NUMBER: 0679684554

METER READING INFORMATION				
METER 14050861 - Multiplier x 700			Read Dates: 05/31/17 - 06/29/17 (29 Days)	
DESCRIPTION	CURRENT READING	PREVIOUS READING	MEASURED USAGE	BILLED USAGE
Total Delivered by Xcel	10672 Actual	10057 Actual	615	430500 kWh
Reactive	5247 Actual	5195 Actual	52	36400 kVArh
On Pk Energy	4803 Actual	4504 Actual	299	209300 kWh
Off Pk Energy	5868 Actual	5552 Actual	316	221200 kWh
Demand	Actual			1568 kW
Billable Demand				1568 kW
On Pk Demand	Actual			1498 kW
Billable On Pk Demand				1498 kW
Off Pk Demand	Actual			1568 kW
Billable Off Pk Demand				70 kW
Power Factor On Pk Demand	99.64%			

ELECTRICITY CHARGES

RATE: General TOD Srvc

DESCRIPTION	USAGE UNITS	RATE	CHARGE
Basic Service Chg			\$29.75
On-Peak Energy Chg	209300 kWh	\$0.043890	\$9,186.18
Off-Peak Energy Ch	221200 kWh	\$0.021400	\$4,733.68
Fuel Cost Charge	209300 kWh	\$0.034310	\$7,181.08
Fuel Cost Charge	221200 kWh	\$0.021530	\$4,762.44
On-Peak Demand ChSumm	1498 kW	\$13.170000	\$19,728.66
Off-Peak Demand Ch	70 kW	\$1.500000	\$105.00
Affordability Chrg			\$2.79
Resource Adjustment			\$3,068.13
Interim Rate Adj			\$2,618.21
Subtotal			\$51,415.92



Customize Your Cooling Rebate Dollars

Does your cooling upgrade qualify for a rebate? We have a wide range of standard rebates available for DX units, chillers, economizers, energy recovery ventilators and other select equipment. If your project doesn't qualify, don't worry—it might earn a rebate through our Custom Efficiency program. Preapproved projects can earn up to \$400 per kW of electricity saved.

Contact an energy efficiency specialist at 855.839.8862 or your account manager to learn more, or visit xcelenergy.com/CustomEfficiency.

Utility Information

Page 3 of 14



MAILING ADDRESS	ACCOUNT NUMBER	DUE DATE
MINNESOTA STATE UNIV MANKATO ACCOUNTS PAYABLE PO 194834 236 WIGLEY ADMINISTRATION CTR MANKATO MN 56001-6067	51-5986264-1	07/24/2017
	STATEMENT NUMBER	STATEMENT DATE
	553110834	07/07/2017
		AMOUNT DUE
		\$205,948.22

20308

ELECTRICITY CHARGES**RATE: General TOD Srvc**

DESCRIPTION	USAGE UNITS	RATE	CHARGE
City Fees			\$223.00
Total			\$51,638.92
Premises Total			\$51,638.92

DAILY AVERAGES	Last Year	This Year
Temperature	71° F	71° F
Electricity kWh	18465.5	14844.8
Electricity Cost	\$2,133.28	\$1,780.65

INFORMATION ABOUT YOUR BILL

For an average non-demand customer, 69% of your bill refers to power plant costs, 14% to high voltage line costs, and 17% to the cost of local wires connected to your business. For an average demand customer, 79% of your total bill refers to power plant costs, 13% to high voltage lines, and 8% to the cost of local wires connected to your business.

002719 2/7



RECEIVED
MN STATE UNIV, MANKATO

JUL 12 2017

ACCOUNTS PAYABLE
BUSINESS OFFICE

THE SUN CAN BE THE MOST PRODUCTIVE MEMBER OF THE FAMILY BUSINESS.

The sun is pretty darn powerful. Use it. Open window shades
and curtains during the day to heat your business with sunlight.
At dusk, close the shades and curtains to keep in the heat.



ALWAYS delivering.

07/07/2017

51-5986264-1



YOUR MONTHLY ELECTRICITY USAGE



DAILY AVERAGES	Last Year	This Year
Temperature	71° F	70° F
Electricity kWh	21.2	22.4
Electricity Cost	\$3.02	\$3.27

MAILING ADDRESS	ACCOUNT NUMBER	DUE DATE
MINNESOTA STATE UNIV MANKATO ACCOUNTS PAYABLE PO 194834 236 WIGLEY ADMINISTRATION CTR MANKATO MN 56001-6067	51-5986264-1	07/24/2017
	STATEMENT NUMBER	STATEMENT DATE
	553110834	07/07/2017
		AMOUNT DUE
		\$205,948.22

SERVICE ADDRESS: ANDREAS OBSERVATORY
500 HINIKER MILL RD MANKATO, MN 56001
NEXT READ DATE: 07/26/17

ELECTRICITY SERVICE DETAILS

PREMISES NUMBER: 302470608
INVOICE NUMBER: 0679682785

METER READING INFORMATION			
METER 60843507	Read Dates: 05/23/17 - 06/22/17 (30 Days)		
DESCRIPTION	CURRENT READING	PREVIOUS READING	USAGE
Total Delivered by Xcel	60760 Actual	60088 Actual	672 kWh

ELECTRICITY CHARGES

RATE: Sm Gen Svc (Metered)

DESCRIPTION	USAGE UNITS	RATE	CHARGE
Basic Service Chg			\$10.00
Energy Charge Summer	492.80 kWh	\$0.087870	\$43.30
Energy Charge Winter	179.20 kWh	\$0.074320	\$13.32
Fuel Cost Charge	672 kWh	\$0.028557	\$19.19
Affordability Chrg			\$0.97
Resource Adjustment			\$4.74
Interim Rate Adj			\$5.17
Subtotal			\$96.69
City Fees			\$1.55
Total			\$98.24
Premises Total			\$98.24

INFORMATION ABOUT YOUR BILL

For an average non-demand customer, 69% of your bill refers to power plant costs, 14% to high voltage line costs, and 17% to the cost of local wires connected to your business. For an average demand customer, 79% of your total bill refers to power plant costs, 13% to high voltage lines, and 8% to the cost of local wires connected to your business.

THE SUN CAN BE THE MOST PRODUCTIVE MEMBER OF THE FAMILY BUSINESS.

The sun is pretty darn powerful. Use it. Open window shades and curtains during the day to heat your business with sunlight. At dusk, close the shades and curtains to keep in the heat.



ALWAYS delivering.

Utility Information



MAILING ADDRESS	ACCOUNT NUMBER	DUE DATE
MINNESOTA STATE UNIV MANKATO ACCOUNTS PAYABLE PO 194834 236 WIGLEY ADMINISTRATION CTR MANKATO MN 56001-6067	51-5986264-1	07/24/2017
	STATEMENT NUMBER	STATEMENT DATE
	553110834	07/07/2017
		AMOUNT DUE
		\$205,948.22

SERVICE ADDRESS: VIKINGS TRAINING CAMP
1720 WARREN ST UNIT TRNCMP MANKATO, MN 56001
NEXT READ DATE: 07/26/17

ELECTRICITY SERVICE DETAILS

PREMISES NUMBER: 303254484
INVOICE NUMBER: 0679683097

METER READING INFORMATION

METER 10022931 - Multiplier x 40

Read Dates: 05/23/17 - 06/24/17 (32 Days)

DESCRIPTION	CURRENT READING	PREVIOUS READING	MEASURED USAGE	BILLED USAGE
Total Delivered by Xcel	2293 Actual	2280 Actual	13	520 kWh
Reactive	5195 Actual	5116 Actual	79	3160 kVAh
Demand	Actual			1.2 kW
Adjusted Demand				7 kW
Billable Demand				5 kW
Power Factor Demand	16.24%			

ELECTRICITY CHARGES

RATE: General Service

DESCRIPTION	USAGE UNITS	RATE	CHARGE
Basic Service Chg			\$25.75
Energy Charge	520 kWh	\$0.032010	\$16.65
Fuel Cost Charge	520 kWh	\$0.027288	\$14.19
Demand Charge Summer	3.75 kW	\$14.070000	\$52.76
Demand Charge Winter	1.25 kW	\$9.960000	\$12.45
Affordability Chrg			\$2.79
Resource Adjustment			\$7.29
Interim Rate Adj			\$8.34
Subtotal			\$140.22
City Fees			\$16.50
Total			\$156.72

Premises Total**\$156.72**

DAILY AVERAGES	Last Year	This Year
Temperature	71° F	70° F
Electricity kWh	14.7	16.3
Electricity Cost	\$3.53	\$4.90

INFORMATION ABOUT YOUR BILL

For an average non-demand customer, 69% of your bill refers to power plant costs, 14% to high voltage line costs, and 17% to the cost of local wires connected to your business. For an average demand customer, 79% of your total bill refers to power plant costs, 13% to high voltage lines, and 8% to the cost of local wires connected to your business.

RECEIVED
MN STATE UNIV, MANKATO

JUL 12 2017

ACCOUNTS PAYABLE
BUSINESS OFFICE

002779 3/7

07/07/2017

51-5986264-1



MAILING ADDRESS		ACCOUNT NUMBER	DUE DATE
MINNESOTA STATE UNIV MANKATO ACCOUNTS PAYABLE PO 194834 236 WIGLEY ADMINISTRATION CTR MANKATO MN 56001-6067		51-5986264-1	07/24/2017
		STATEMENT NUMBER	STATEMENT DATE
		553110834	07/07/2017
			AMOUNT DUE
			\$205,948.22

SERVICE ADDRESS: LOAD PROFILE Main Service
800 VAL IMM DR MANKATO, MN 56001
NEXT READ DATE: 08/02/17

ELECTRICITY SERVICE DETAILS

PREMISES NUMBER: 303482079
INVOICE NUMBER: 0679680567

METER READING INFORMATION				
CONTRIBUTING METER 17091087 - Multiplier x 2800				
Read Dates: 06/03/17 - 06/29/17 (26 Days)				
DESCRIPTION	CURRENT READING	PREVIOUS READING	MEASURED USAGE	BILLED USAGE
Measured Readings				
Total Delivered by Xcel	2 Actual	2 Actual	0	0 kWh
Reactive	0 Actual	0 Actual	0	0 kVarh
Interval Usage				
Total Contributing Energy	3 Actual	Actual	3	3 kWh
Contributing On Pk Energy	2 Actual	Actual	2	2 kWh
Contributing Off Pk Energy	2 Actual	Actual	2	2 kWh
Contributing Reactive Energy	0 Actual	Actual	0	0 kVarh
Contributing Demand	Actual			1 kW
Contributing On Pk Demand	Actual			1 kW
Contributing Off Pk Demand	Actual			1 kW

METER READING INFORMATION				
CONTRIBUTING METER 17091085 - Multiplier x 2800				
Read Dates: 06/03/17 - 06/29/17 (26 Days)				
DESCRIPTION	CURRENT READING	PREVIOUS READING	MEASURED USAGE	BILLED USAGE
Measured Readings				
Total Delivered by Xcel	16483 Actual	16169 Actual	314	879200 kWh
Reactive	6680 Actual	6540 Actual	140	392000 kVarh
Interval Usage				
Total Contributing Energy	876914 Actual	Actual	876914	876914 kWh
Contributing On Pk Energy	347250 Actual	Actual	347250	347250 kWh
Contributing Off Pk Energy	529664 Actual	Actual	529664	529664 kWh
Contributing Reactive Energy	392530 Actual	Actual	392530	392530 kVarh
Contributing Demand	Actual			1877 kW
Contributing On Pk Demand	Actual			1877 kW
Contributing Off Pk Demand	Actual			1755 kW

METER READING INFORMATION				
TOTALIZED METER 17091088 - Multiplier x 2800				
Read Dates: 06/03/17 - 06/29/17 (26 Days)				
DESCRIPTION	CURRENT READING	PREVIOUS READING	MEASURED USAGE	BILLED USAGE
Measured Readings				
Total Delivered by Xcel	11551 Actual	11344 Actual	207	579600 kWh
Reactive	3261 Actual	3197 Actual	64	179200 kVarh
Interval Usage				
Total Contributing Energy	579121 Actual	Actual	579121	579121 kWh
Contributing On Pk Energy	239657 Actual	Actual	239657	239657 kWh
Contributing Off Pk Energy	339464 Actual	Actual	339464	339464 kWh
Contributing Reactive Energy	180105 Actual	Actual	180105	180105 kVarh
Contributing Demand	Actual			1383 kW
Contributing On Pk Demand	Actual			1383 kW
Contributing Off Pk Demand	Actual			1263 kW
Total Energy	1456038 Actual	Actual	1456038	1456038 kWh
On Pk Energy	586909 Actual	Actual	586909	586909 kWh
Off Pk Energy	869129 Actual	Actual	869129	869129 kWh
Reactive Energy	572635 Actual	Actual	572635	572635 kVarh
Firm Demand	Actual			0 kW
Interrupt Demand	Actual			3189 kW
Demand	Actual			3189 kW
Billable Demand				3189 kW
On Pk Demand	Actual			3189 kW

Utility Information

Page 7 of 14



MAILING ADDRESS	ACCOUNT NUMBER	DUE DATE
MINNESOTA STATE UNIV MANKATO ACCOUNTS PAYABLE PO 194834 236 WIGLEY ADMINISTRATION CTR MANKATO MN 56001-6067	51-5986264-1	07/24/2017
	STATEMENT NUMBER	STATEMENT DATE
	553110834	07/07/2017
		AMOUNT DUE
		\$205,948.22

20307

METER READING INFORMATION				
TOTALIZED METER 17091088 - Multiplier x 2800			Read Dates: 06/03/17 - 06/29/17 (26 Days)	
DESCRIPTION	CURRENT READING	PREVIOUS READING	MEASURED USAGE	BILLED USAGE
Billable On Pk Demand				3189 kW
Off Pk Demand	Actual			3002 kW
Billable Off Pk Demand				0 kW
Power Factor On Pk Demand	93.06%			

002779 4/7



ELECTRICITY CHARGES		RATE: Peak Control TOD	
DESCRIPTION	USAGE UNITS	RATE	CHARGE
Basic Service Chrg			\$55.00
On-Peak Energy	586909 kWh	\$0.043890	\$25,759.44
Off-Peak Energy	869129 kWh	\$0.021400	\$18,599.36
Fuel Cost Charge	586909 kWh	\$0.034310	\$20,136.85
Fuel Cost Charge	869129 kWh	\$0.021530	\$18,712.35
Energy Chg Crd	349455 kWh	- \$0.014000	- \$4,892.37 CR
Firm On Pk DemandSumme	0 kW	\$13.170000	\$0.00
Off Peak Demand	0 kW	\$1.500000	\$0.00
Cntl On Pk Demand	3189 kW	\$5.800000	\$18,496.20
Affordability Chrg			\$2.79
Resource Adjustment			\$8,187.96
Interim Rate Adj			\$4,496.37
Subtotal			\$109,553.95
City Fees			\$223.00
Total			\$109,776.95

Meter 17091088 Predetermined Demand Level 0

Premises Total **\$109,776.95**

DAILY AVERAGES	Last Year	This Year
Temperature	72° F	71° F
Electricity kWh	66820.7	56001.5
Electricity Cost	\$4,830.52	\$4,222.19

INFORMATION ABOUT YOUR BILL

For an average non-demand customer, 69% of your bill refers to power plant costs, 14% to high voltage line costs, and 17% to the cost of local wires connected to your business. For an average demand customer, 79% of your total bill refers to power plant costs, 13% to high voltage lines, and 8% to the cost of local wires connected to your business.

07/07/2017

RECEIVED
MN STATE UNIV, MANKATO

JUL 12 2017

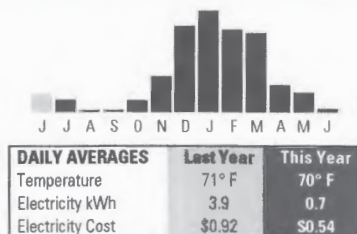
ACCOUNTS PAYABLE
BUSINESS OFFICE

51-5986264-1



20307

YOUR MONTHLY ELECTRICITY USAGE



MAILING ADDRESS	ACCOUNT NUMBER	DUE DATE
MINNESOTA STATE UNIV MANKATO ACCOUNTS PAYABLE PO 194834 236 WIGLEY ADMINISTRATION CTR MANKATO MN 56001-6067	51-5986264-1	07/24/2017
	STATEMENT NUMBER	STATEMENT DATE
	553110834	07/07/2017
		AMOUNT DUE
		\$205,948.22

SERVICE ADDRESS: Standeford Observatory
200 HINIKER MILL RD MANKATO, MN 56001
NEXT READ DATE: 07/26/17

ELECTRICITY SERVICE DETAILS

PREMISES NUMBER: 303680993
INVOICE NUMBER: 0679683000

METER READING INFORMATION			
METER 60425587	Read Dates: 05/23/17 - 06/22/17 (30 Days)		
DESCRIPTION	CURRENT READING	PREVIOUS READING	USAGE
Total Delivered by Xcel	26659 Actual	26637 Actual	22 kWh

ELECTRICITY CHARGES

RATE: Sm Gen Svc (Metered)

DESCRIPTION	USAGE UNITS	RATE	CHARGE
Basic Service Chg			\$10.00
Energy Charge Summer	16.13 kWh	\$0.087870	\$1.42
Energy Charge Winter	5.87 kWh	\$0.074320	\$0.44
Fuel Cost Charge	22 kWh	\$0.028636	\$0.63
Affordability Chrg			\$0.97
Resource Adjustment			\$0.20
Interim Rate Adj			\$0.92
Subtotal			\$14.58
City Fees			\$1.55
Total			\$16.13
Premises Total			\$16.13

INFORMATION ABOUT YOUR BILL

For an average non-demand customer, 69% of your bill refers to power plant costs, 14% to high voltage line costs, and 17% to the cost of local wires connected to your business. For an average demand customer, 79% of your total bill refers to power plant costs, 13% to high voltage lines, and 8% to the cost of local wires connected to your business.

THE SUN CAN BE THE MOST PRODUCTIVE MEMBER OF THE FAMILY BUSINESS.

The sun is pretty darn powerful. Use it. Open window shades and curtains during the day to heat your business with sunlight. At dusk, close the shades and curtains to keep in the heat.



ALWAYS delivering.

Utility Information



Page 9 of 14

DAILY AVERAGES	Last Year	This Year
Temperature	71° F	70° F
Electricity kWh	327.4	324.4
Electricity Cost	\$34.98	\$32.02

MAILING ADDRESS	ACCOUNT NUMBER	DUE DATE
MINNESOTA STATE UNIV MANKATO ACCOUNTS PAYABLE PO 194834 236 WIGLEY ADMINISTRATION CTR MANKATO MN 56001-6067	51-5986264-1	07/24/2017
	STATEMENT NUMBER	STATEMENT DATE
	553110834	07/07/2017
		AMOUNT DUE
		\$205,948.22

SERVICE ADDRESS: PARKING LOT LIGHTS
225 STADIUM RD MANKATO, MN 56001-4928

NEXT READ DATE: 07/26/17

ELECTRICITY SERVICE DETAILS

PREMISES NUMBER: 303842133
INVOICE NUMBER: 0679681415

METER READING INFORMATION			
METER 7824469		Read Dates: 05/23/17 - 06/24/17 (32 Days)	
DESCRIPTION	CURRENT READING	PREVIOUS READING	USAGE
Total Energy	90241 Actual	79859 Actual	10382 kWh
On Pk Energy	23772 Actual	23562 Actual	210 kWh
Off Pk Energy	66469 Actual	56297 Actual	10172 kWh
Demand	Actual		44.74 kW
Billable Demand			45 kW
On Pk Demand	Actual		22.55 kW
Billable On Pk Demand			27 kW
Off Pk Demand	Actual		44.74 kW
Billable Off Pk Demand			18 kW

ELECTRICITY CHARGES

RATE: General TOD Srvc

DESCRIPTION	USAGE UNITS	RATE	CHARGE
Basic Service Chg			\$29.75
On-Peak Energy Chg	210 kWh	\$0.044820	\$9.41
Off-Pk Energy Chg	10172 kWh	\$0.022330	\$227.14
Fuel Cost Charge	210 kWh	\$0.034619	\$7.27
Fuel Cost Charge	10172 kWh	\$0.021740	\$221.14
Off-Pk Demand Chg	18 kW	\$2.400000	\$43.20
On-Pk Dmnd Chg Summer	20.25 kW	\$14.070000	\$284.92
On-Pk Dmnd Chg Winter	6.75 kW	\$9.960000	\$67.23
Affordability Chrg			\$2.79
Resource Adjustment			\$63.95
Interim Rate Adj			\$51.28
Subtotal			\$1,008.08
City Fees			\$16.50
Total			\$1,024.58

OTHER RECURRING CHARGES DETAILS

DESCRIPTION	CHARGE
Invoice Number 679681399 225 STADIUM RD	
05/25/17 to 06/23/17 MANKATO, MN 56001-4928	
ODL St Light Maintenanc	\$111.20
Total	\$111.20

Premises Total**\$1,135.78****INFORMATION ABOUT YOUR BILL**

For an average non-demand customer, 69% of your bill refers to power plant costs, 14% to high voltage line costs, and 17% to the cost of local wires connected to your business. For an average demand customer, 79% of your total bill refers to power plant costs, 13% to high voltage lines, and 8% to the cost of local wires connected to your business.

RECEIVED
MN STATE UNIV, MANKATO

JUL 12 2017

ACCOUNTS PAYABLE
BUSINESS OFFICE

002779 5/7

07/07/2017

51-5986264-1



MAILING ADDRESS	ACCOUNT NUMBER	DUE DATE
MINNESOTA STATE UNIV MANKATO ACCOUNTS PAYABLE PO 194834 236 WIGLEY ADMINISTRATION CTR MANKATO MN 56001-6067	51-5986264-1	07/24/2017
	STATEMENT NUMBER	STATEMENT DATE
	553110834	07/07/2017
		AMOUNT DUE
		\$205,948.22

SERVICE ADDRESS: TRAFTON CHILLER SERVICE
103 MAYWOOD ST MANKATO, MN 56001
NEXT READ DATE: 08/02/17

ELECTRICITY SERVICE DETAILS

PREMISES NUMBER: 304221045
INVOICE NUMBER: 0679681775

METER READING INFORMATION				
METER 12231842 - Multiplier x 700			Read Dates: 05/31/17 - 07/01/17 (31 Days)	
DESCRIPTION	CURRENT READING	PREVIOUS READING	MEASURED USAGE	BILLED USAGE
Total Delivered by Xcel	9730 Actual	9276 Actual	454	317800 kWh
Reactive	5660 Actual	5455 Actual	205	143500 kVArh
Demand	Actual			616 kW
Billable Demand				616 kW
Power Factor Demand	91.14%			

ELECTRICITY CHARGES

RATE: General Service

DESCRIPTION	USAGE UNITS	RATE	CHARGE
Basic Service Chg			\$25.75
Energy Charge	317800 kWh	\$0.031080	\$9,877.22
Fuel Cost Charge	317800 kWh	\$0.027010	\$8,583.78
Energy Chg Crd	63392 kWh	- \$0.014000	- \$887.49 CR
Demand Charge Summer	616 kW	\$13.170000	\$8,112.72
Affordability Chrg			\$2.79
Resource Adjustment			\$1,727.93
Interim Rate Adj			\$1,327.44
Subtotal			\$28,770.14
City Fees			\$223.00
Total			\$28,993.14
Premises Total			\$28,993.14

DAILY AVERAGES	Last Year	This Year
Temperature	71° F	71° F
Electricity kWh	9003.4	10251.6
Electricity Cost	\$843.26	\$935.26

INFORMATION ABOUT YOUR BILL

For an average non-demand customer, 69% of your bill refers to power plant costs, 14% to high voltage line costs, and 17% to the cost of local wires connected to your business. For an average demand customer, 79% of your total bill refers to power plant costs, 13% to high voltage lines, and 8% to the cost of local wires connected to your business.

Utility Information

Page 11 of 14



MAILING ADDRESS	ACCOUNT NUMBER	DUE DATE
MINNESOTA STATE UNIV MANKATO ACCOUNTS PAYABLE PO 194834 236 WIGLEY ADMINISTRATION CTR MANKATO MN 56001-6067	51-5986264-1	07/24/2017
	STATEMENT NUMBER	STATEMENT DATE
	553110834	07/07/2017
		AMOUNT DUE
		\$205,948.22

SERVICE ADDRESS: Residential Facilities Service
450 ELLIS AVE MANKATO, MN 56001

NEXT READ DATE: 08/02/17

ELECTRICITY SERVICE DETAILS

PREMISES NUMBER: 304250275

INVOICE NUMBER: 0679681618

METER READING INFORMATION

METER 12516865 - Multiplier x 1400

Read Dates: 05/31/17 - 07/01/17 (31 Days)

DESCRIPTION	CURRENT READING	PREVIOUS READING	MEASURED USAGE	BILLED USAGE
Total Delivered by Xcel	10861 Actual	10762 Actual	99	138600 kWh
Reactive	3209 Actual	3186 Actual	23	32200 kVArh
Demand	Actual			322 kW
Billable Demand				322 kW
Power Factor Demand	97.41%			

ELECTRICITY CHARGES**RATE: General Service**

DESCRIPTION	USAGE UNITS	RATE	CHARGE
Basic Service Chg			\$25.75
Energy Charge	138600 kWh	\$0.031080	\$4,307.69
Fuel Cost Charge	138600 kWh	\$0.027010	\$3,743.59
Energy Chg Crd	5614 kWh	- \$0.014000	- \$78.60 CR
Demand Charge Summer	322 kW	\$13.170000	\$4,240.74
Affordability Chrg			\$2.79
Resource Adjustment			\$812.94
Interim Rate Adj			\$658.42
Subtotal			\$13,713.32
City Fees			\$223.00
Total			\$13,936.32

Premises Total **\$13,936.32**

DAILY AVERAGES	Last Year	This Year
Temperature	71° F	71° F
Electricity kWh	5165.6	4471.0
Electricity Cost	\$549.34	\$449.56

INFORMATION ABOUT YOUR BILL

For an average non-demand customer, 69% of your bill refers to power plant costs, 14% to high voltage line costs, and 17% to the cost of local wires connected to your business. For an average demand customer, 79% of your total bill refers to power plant costs, 13% to high voltage lines, and 8% to the cost of local wires connected to your business.

RECEIVED
MN STATE UNIV, MANKATO

JUL 12 2017

ACCOUNTS PAYABLE
BUSINESS OFFICE

20106

002779 6/7

07/07/2017

51-5986264-1



MAILING ADDRESS	ACCOUNT NUMBER	DUE DATE
MINNESOTA STATE UNIV MANKATO ACCOUNTS PAYABLE PO 194834 236 WIGLEY ADMINISTRATION CTR MANKATO MN 56001-6067	51-5986264-1	07/24/2017
	STATEMENT NUMBER	STATEMENT DATE
	553110834	07/07/2017
		AMOUNT DUE
		\$205,948.22

OTHER RECURRING CHARGES DETAILS

INVOICE NUMBER: 679681655
ADDRESS: 135 STADIUM RD
 MANKATO, MN 56001-4087

DESCRIPTION	USAGE UNITS	UNIT CHARGE	QTY	CHARGE
Install Number 162994 06/03/17 to 06/30/17 250 WATT HPS DIRECTIONAL CO OWN				
Auto Protective Lgt	350 kWh	\$12.62	5	\$63.10
Fuel Cost Charge				\$7.02
Resource Adjustment				\$1.43
Interim Rate Adj				\$4.89
Total				\$76.44

INVOICE NUMBER: 679681686
ADDRESS: 135 STADIUM RD
 MANKATO, MN 56001-4087

DESCRIPTION	USAGE UNITS	UNIT CHARGE	QTY	CHARGE
Install Number 162995 06/03/17 to 06/30/17 250 WATT HPS AREA CO OWN				
Auto Protective Lgt	419 kWh	\$11.64	6	\$69.84
Fuel Cost Charge				\$8.41
Resource Adjustment				\$1.69
Interim Rate Adj				\$5.41
Total				\$85.35

INVOICE NUMBER: 679681715
ADDRESS: 135 STADIUM RD
 MANKATO, MN 56001-4087

DESCRIPTION	USAGE UNITS	UNIT CHARGE	QTY	CHARGE
Install Number 162996 06/03/17 to 06/30/17 400 WATT HPS DIRECTIONAL CO OWN				
Auto Protective Lgt	110 kWh	\$16.12	1	\$16.12
Fuel Cost Charge				\$2.21
Resource Adjustment				\$0.43
Interim Rate Adj				\$1.25
Total				\$20.01

INVOICE NUMBER: 679681744
ADDRESS: 135 STADIUM RD
 MANKATO, MN 56001-4087

DESCRIPTION	USAGE UNITS	UNIT CHARGE	QTY	CHARGE
Install Number 162997 06/03/17 to 06/30/17 250 WATT HPS AREA CO OWN				
Auto Protective Lgt	70 kWh	\$11.64	1	\$11.64
Fuel Cost Charge				\$1.40

Utility Information



MAILING ADDRESS	ACCOUNT NUMBER	DUE DATE
MINNESOTA STATE UNIV MANKATO ACCOUNTS PAYABLE PO 194834 236 WIGLEY ADMINISTRATION CTR MANKATO MN 56001-6067	51-5986264-1	07/24/2017
	STATEMENT NUMBER	STATEMENT DATE
	553110834	07/07/2017
		AMOUNT DUE
		\$205,948.22

OTHER RECURRING CHARGES DETAILS

INVOICE NUMBER: 679681744
 ADDRESS: 135 STADIUM RD
 MANKATO, MN 56001-4087

DESCRIPTION	USAGE UNITS	UNIT CHARGE	QTY	CHARGE
Resource Adjustment				\$0.28
Interim Rate Adj				\$0.90
Total				\$14.22

002779 7/7



07/07/2017

51-5986264-1

RECEIVED
 MN STATE UNIV, MANKATO

JUL 12 2017

ACCOUNTS PAYABLE
 BUSINESS OFFICE

Electric Emergencies:	1-800-895-1999	24 hours, 7 days a week
Natural Gas Emergencies:	1-800-895-2999	24 hours, 7 days a week
Residential Customer Service:*	1-800-895-4999	24 hours, 7 days a week
Business Solutions Center:*	1-800-481-4700	8am – 5pm, Mon – Fri
TTD/TTY	1-800-895-4949	24 hours, 7 days a week
Call Before You Dig	811	24 hours, 7 days a week

General Inquiries*
Xcel Energy
PO Box 8
Eau Claire, WI 54702-0008
xcelenergy.com

Payments
Xcel Energy
PO Box 9477
Minneapolis, MN 55484-9477
Please include stub for faster processing.

*Register any inquiry or complaint at the above.

City Fees

A fee some cities impose that Xcel Energy collects from customers and pays directly to the city.

Electronic Check Conversion

When you pay your bill by check, in most cases Xcel Energy will use your check information to make a one-time electronic debit from your checking account on the day we receive your check. There are no fees for this electronic conversion. In all other cases we will process your check.

Environmental Information

Fuels used to generate electricity have different costs, reliability and air emissions. For more information, contact Xcel Energy at 1-800-895-4999 or online at xcelenergy.com. You can also contact the Minnesota Department of Commerce at www.commerce.state.mn.us or the Minnesota Pollution Control Agency at www.pca.state.mn.us/programs/electricity.html.

Estimated Bills

Xcel Energy attempts to read meters each month. If no reading is taken, Xcel Energy estimates your month's bill based on your past use.

Governing Regulatory Agency

The Minnesota Public Utilities Commission regulates this utility and is available for mediation. MPUC: 121 7th Place E., Suite 350, St. Paul, MN 55101-2147 – www.puc.state.mn.us.

Late Payment Charge

Xcel Energy will assess a late payment charge on unpaid amounts two working days after the due date. The late payment charge is 1.5% monthly, or \$1, whichever is greater. No late payment charge will be assessed if the unpaid amount is less than \$10.

Payment Responsibility

If the name on the front of your bill is not that of a person or business who has payment responsibility, call Xcel Energy at 1-800-895-4999.

Further information is available to customers upon request.

Affordability Charge

A surcharge to recover the costs of offering bill payment assistance and discount programs for low-income customers.

Basic Service Charge

Fixed monthly charge for certain fixed costs (metering, billing, maintenance, etc.)

Conservation Improvement Programs

Minnesota law requires Xcel Energy to invest in programs that help customers save energy.

Demand Charge

Charge to commercial and industrial customers for the fixed costs of the electric capacity required to meet the peak electric loads on Xcel Energy's system. The charge, which is adjusted seasonally, applies to the highest 15 minute kW demand during the billing period.

Energy Charge

Charge per kWh of electricity usage to recover the variable costs of producing energy.

Environmental Improvement Rider

Minnesota law allows Xcel Energy to recover the costs of significant environmental improvements at three of Xcel Energy's fossil fuel power plants.

Fuel Cost Charge

Charge per kWh to recover the costs of fuel needed to run Xcel Energy's generating plants, as well as the cost of purchasing energy from other suppliers.

kWh

One kilowatt-hour (kWh) is a unit of electrical usage. One kWh equals 1,000 watts of electricity used for one hour. This is enough electricity to light a 100-watt light bulb for 10 hours.

Mercury Cost Recovery

Minnesota law allows Xcel Energy to recover costs related to reducing Mercury emissions at two of Xcel Energy's fossil fuel power plants.

Renewable Development Fund

Minnesota law requires Xcel Energy to allocate money to support development of renewable energy projects and research and development of renewable energy technologies.

Renewable Energy Standard

Minnesota law allows Xcel Energy to recover the costs of new renewable generation.

Resource Adjustment

This includes costs related to: Conservation Improvement Programs, Mercury Cost Recovery, Renewable Development Fund, Renewable Energy Standard, State Energy Policy, Transmission Cost Recovery.

State Energy Policy

Minnesota law allows Xcel Energy to recover costs related to various energy policies approved by the Legislature.

Transmission Cost Recovery

Minnesota law allows Xcel Energy to recover costs associated with new investments in the electric transmission system necessary to deliver electric energy to customers.

Windsor[®]

Windsor is an optional program where you choose how much wind energy you would like to support. You can choose a fixed number of Windsor blocks (100 kWh each) or choose a 100% Windsor option.

Basic Service Charge

Monthly charge for certain fixed costs (metering, billing, maintenance, etc.)

Charge per therm

Charge to recover the cost of natural gas purchases from wholesale suppliers and delivered to Xcel Energy's distribution system via pipeline. This charge is adjusted each month.

Conservation Improvement Programs

Minnesota law requires Xcel Energy to invest in programs that help customers save energy.

Distribution Charge

Charge per therm that covers only the delivery costs of natural gas to a home or business through our distribution system. It does not include the charges for the natural gas itself.

Gas Affordability Program

A surcharge to recover the costs of offering a low-income customer co-pay program designed to reduce natural gas service disconnections. Billed to all non-interruptible customers.

Gas Utility Infrastructure Costs

Minnesota law allows Xcel Energy to recover MPUC-approved costs of assessments, modifications, and replacement of natural gas facilities as required to comply with state and federal pipeline safety programs.

Heat Content Adjustment

Corrects for variances in the heating capability of natural gas, and the adjustment varies monthly. The higher the heat content, the lower the volume of natural gas needed to provide the same heating.

New Area Service/Extension Surcharge

Monthly charge for extending natural gas service to areas where the cost would otherwise have been prohibitive under Company's present rates and service extension policy.

Pressure Correction Adjustment

Adjusts for variances in the amount of natural gas measured by different types of meters due to pressure differences in the natural gas delivered to a service.

Resource Adjustment

This includes costs related to Conservation Improvement Programs, Gas Utility Infrastructure Costs and State Energy Policy Rider.

State Energy Policy

Minnesota law allows Xcel Energy to recover costs related to various energy policies approved by the Legislature.

Therm

A therm is a unit of heating value equal to 100,000 British Thermal Units (BTUs). Since natural gas meters measure the volume of natural gas consumed in cubic feet, the Heat Content Adjustment is used to determine how much heat, in therms, is contained in the volume consumed.

Standard Payment Options: (No fees apply)

- **My Account/eBill™** – View/pay your bill online, view energy usage and access account information.
- **Auto Pay** – Automatically pay your bill directly from your bank account.
- **Pay By Phone** – Make your payment by phone from your checking or savings account by calling 1-800-895-4999.
- **Pay By Mail** – Return the enclosed envelope and attached bill stub with your payment. Apply proper postage.

- **Online View and Pay** – View and pay your bills online through a third-party vendor.

Other Payment Options (Third-party fees will apply. Xcel Energy does not collect nor benefit from these fees.)

- **Credit/Debit Card Payment** – Use your credit or debit card either online or by calling 1-888-747-1523.
- **Pay Stations** – Pay your bill in-person at a location near you.

Learn more at xcelenergy.com/MyAccount

Utility Information



NORTHERN STATES POWER COMPANY

MAILING ADDRESS	ACCOUNT NUMBER	DUE DATE
MINNESOTA STATE UNIV MANKATO ACCOUNTS PAYABLE PO 194834 236 WIGLEY ADMINISTRATION CTR MANKATO MN 56001-6067	51-5986264-1	04/25/2017
	STATEMENT NUMBER	STATEMENT DATE
	541947448	04/10/2017
		AMOUNT DUE
		\$180,963.86

QUESTIONS ABOUT YOUR BILL?

See our website: xcelenergy.com
 Email us at: Customerservice@xcelenergy.com
 Please Call: 1-800-481-4700
 Hearing Impaired: 1-800-895-4949
 Fax: 1-800-311-0050
 Or write us at: XCEL ENERGY
 PO BOX 8
 EAU CLAIRE WI 54702-0008

ACCOUNT BALANCE

Previous Balance	As of 03/04	\$170,983.43
Payment Received	Cash 03/20	-\$170,983.43 CR
Balance Forward		\$0.00
Current Charges		\$180,762.62
Other Recurring Charges		\$201.24
Amount Due		\$180,963.86

PREMISES SUMMARY

PREMISES NUMBER	PREMISES IDENTIFIER	PREMISES DESCRIPTOR	CURRENT BILL
302425708	800 VAL IMM DR	CHILLER	\$11,250.88
302470608	500 HINIKER MILL RD	ANDREAS OBSERVATORY	\$95.80
303254484	1720 WARREN ST UNIT TRNCMP	VIKINGS TRAINING CAMP	\$28.78
303482079	800 VAL IMM DR	LOAD PROFILE Main Service	\$151,982.60
303680993	200 HINIKER MILL RD	Standeford Observatory	\$68.38
303842133	225 STADIUM RD	PARKING LOT LIGHTS	\$1,423.98
304221045	103 MAYWOOD ST	TRAFTON CHILLER SERVICE	\$1,231.32
304250275	450 ELLIS AVE	Residential Facilities Service	\$14,680.88
Total			\$180,762.62

OTHER RECURRING CHARGES SUMMARY

DESCRIPTION	CURRENT BILL
Auto Protective Lgt	\$201.24
Total	\$201.24

INFORMATION ABOUT YOUR BILL

Thank you for your payment.

RETURN BOTTOM PORTION WITH YOUR PAYMENT • PLEASE DO NOT USE STAPLES, TAPE OR PAPER CLIPS



APR 14 2017

ACCOUNTS PAYABLE
BUSINESS OFFICE

AB 02 003552 03363 A 16 A



MINNESOTA STATE UNIV MANKATO
 ACCOUNTS PAYABLE PO 194834
 236 WIGLEY ADMINISTRATION CTR
 MANKATO MN 56001-6067

ACCOUNT NUMBER	DUE DATE	AMOUNT DUE	AMOUNT ENCLOSED
51-5986264-1	04/25/2017	\$180,963.86	

Please see the back of this bill for more information
 regarding the late payment charge. Pay on or before the
 date due to avoid assessment of a late payment charge.
 Make your check payable to XCEL ENERGY

APRIL						
S	M	T	W	T	F	S
						1
2	3	4	5	6	7	8
9	10	11	12	13	14	15
16	17	18	19	20	21	22
23	24	25	26	27	28	29
30						

|||||
 XCEL ENERGY
 P.O. BOX 9477
 MPLS MN 55484-9477

31 51042517 59862641 0001809638600018096386

4.17.17



MAILING ADDRESS	ACCOUNT NUMBER	DUE DATE
MINNESOTA STATE UNIV MANKATO ACCOUNTS PAYABLE PO 194834 236 WIGLEY ADMINISTRATION CTR MANKATO MN 56001-6067	51-5986264-1	04/25/2017
	STATEMENT NUMBER	STATEMENT DATE
	541947448	04/10/2017
		AMOUNT DUE
		\$180,963.86


SERVICE ADDRESS: CHILLER
800 VAL IMM DR MANKATO, MN 56001
NEXT READ DATE: 05/03/17

ELECTRICITY SERVICE DETAILS

PREMISES NUMBER: 302425708
INVOICE NUMBER: 0667089294

METER READING INFORMATION				
METER 14050961 - Multiplier x 700				
Read Dates: 03/02/17 - 04/02/17 (31 Days)				
DESCRIPTION	CURRENT READING	PREVIOUS READING	MEASURED USAGE	BILLED USAGE
Total Delivered by Xcel	9609 Actual	9516 Actual	93	65100 kWh
Reactive	5131 Actual	5131 Actual	0	0 kVarh
On Pk Energy	4298 Actual	4266 Actual	32	22400 kWh
Off Pk Energy	5310 Actual	5250 Actual	60	42000 kWh
Demand	Actual			140 kW
Billable Demand				140 kW
On Pk Demand	Actual			140 kW
Billable On Pk Demand				630 kW
Off Pk Demand	Actual			140 kW
Billable Off Pk Demand				354 kW
Power Factor On Pk Demand	100.00%			

ELECTRICITY CHARGES		RATE: General TOD Srvc	
DESCRIPTION	USAGE UNITS	RATE	CHARGE
Basic Service Chg			\$29.75
On-Peak Energy Chg	22400 kWh	\$0.043890	\$983.14
Off-Peak Energy Ch	42000 kWh	\$0.021400	\$898.80
Fuel Cost Charge	22400 kWh	\$0.028641	\$641.56
Fuel Cost Charge	42000 kWh	\$0.017970	\$754.72
On-Peak Demand ChWinte	630 kW	\$9.060000	\$5,707.80
Off-Peak Demand Ch	354 kW	\$1.500000	\$531.00
Affordability Chrg			\$2.79
Resource Adjustment			\$846.66
Interim Rate Adj			\$631.66
Subtotal			\$11,027.88



It's cool to plan early

Think it's too early to start upgrading your cooling equipment? Think again. Taking the time now to find a system that's the right fit for your business can save you money in the long run. Plus, you can take advantage of preseason installation which is often less expensive. And, our Cooling Efficiency rebates, which are always in season, can help you save even more!

Visit xcelenergy.com/Rebates for more information or contact an energy efficiency specialist at 855.839.8862.

Utility Information

Page 3 of 14



MAILING ADDRESS		ACCOUNT NUMBER	DUE DATE
MINNESOTA STATE UNIV MANKATO ACCOUNTS PAYABLE PO 194834 236 WIGLEY ADMINISTRATION CTR MANKATO MN 56001-6067		51-5986264-1	04/25/2017
STATEMENT NUMBER	STATEMENT DATE	AMOUNT DUE	
541947448	04/10/2017	\$180,963.86	

ELECTRICITY CHARGES

RATE: General TOD Srvc

DESCRIPTION	USAGE UNITS	RATE	CHARGE
City Fees			\$223.00
Total			\$11,250.88
Premises Total			\$11,250.88

DAILY AVERAGES	Last Year	This Year
Temperature	42° F	35° F
Electricity kWh	1279.3	2100.0
Electricity Cost	\$258.94	\$362.93

INFORMATION ABOUT YOUR BILL

For an average non-demand customer, 72% of your bill refers to power plant costs, 12% to high voltage line costs, and 16% to the cost of local wires connected to your business. For an average demand-billed customer, 81% of your total bill refers to power plant costs, 12% to high voltage lines, and 7% to the cost of local wires connected to your business.

RECEIVED
MN STATE UNIV, MANKATO

APR 14 2017

ACCOUNTS PAYABLE
BUSINESS OFFICE



Easy way to start spring cleaning

Enroll in eBill now through My Account

By signing up for eBill, not only will you avoid the paper clutter, you can also:

- Receive text or email payment notifications
- View your online bill history
- Utilize online payment options

And you won't miss giving up your paper bill. To enroll in eBill go to xcelenergy.com/MyAccount. Enroll today!

To find more billing and payment options visit xcelenergy.com/MyAccount.

003552 2/7

04/10/2017

51-5986264-1



YOUR MONTHLY ELECTRICITY USAGE



DAILY AVERAGES	Last Year	This Year
Temperature	39° F	31° F
Electricity kWh	20.5	24.2
Electricity Cost	\$2.71	\$3.09

MAILING ADDRESS	ACCOUNT NUMBER	DUE DATE
MINNESOTA STATE UNIV MANKATO ACCOUNTS PAYABLE PO 194834 236 WIGLEY ADMINISTRATION CTR MANKATO MN 56001-6067	51-5986264-1	04/25/2017
	STATEMENT NUMBER	STATEMENT DATE
	541947448	04/10/2017
		AMOUNT DUE
		\$180,963.86

SERVICE ADDRESS: ANDREAS OBSERVATORY
500 HINIKER MILL RD MANKATO, MN 56001
NEXT READ DATE: 04/26/17

ELECTRICITY SERVICE DETAILS

PREMISES NUMBER: 302470608
INVOICE NUMBER: 0667086734

METER READING INFORMATION

METER 60843507	Read Dates: 02/23/17 - 03/26/17 (31 Days)		
DESCRIPTION	CURRENT READING	PREVIOUS READING	USAGE
Total Delivered by Xcel	58823 Actual	58074 Actual	749 kWh

ELECTRICITY CHARGES

RATE: Sm Gen Svc (Metered)

DESCRIPTION	USAGE UNITS	RATE	CHARGE
Basic Service Chg			\$10.00
Energy Charge Winter	749 kWh	\$0.074320	\$55.67
Fuel Cost Charge	749 kWh	\$0.023498	\$17.60
Affordability Chrg			\$0.97
Resource Adjustment			\$4.92
Interim Rate Adj			\$5.09
Subtotal			\$94.25
City Fees			\$1.55
Total			\$95.80

Premises Total \$95.80

INFORMATION ABOUT YOUR BILL

For an average non-demand customer, 72% of your bill refers to power plant costs, 12% to high voltage line costs, and 16% to the cost of local wires connected to your business. For an average demand-billed customer, 81% of your total bill refers to power plant costs, 12% to high voltage lines, and 7% to the cost of local wires connected to your business.



Easy way to start spring cleaning

Enroll in eBill now through My Account

By signing up for eBill, not only will you avoid the paper clutter, you can also:

- Receive text or email payment notifications
- View your online bill history
- Utilize online payment options

And you won't miss giving up your paper bill. To enroll in eBill go to xcelenergy.com/MyAccount. Enroll today!

To find more billing and payment options visit xcelenergy.com/MyAccount.

Utility Information



MAILING ADDRESS		ACCOUNT NUMBER	DUE DATE
MINNESOTA STATE UNIV MANKATO ACCOUNTS PAYABLE PO 194834 236 WIGLEY ADMINISTRATION CTR MANKATO MN 56001-6067		51-5986264-1	04/25/2017
		STATEMENT NUMBER	STATEMENT DATE
		541947448	04/10/2017
			\$180,963.86

SERVICE ADDRESS: VIKINGS TRAINING CAMP
1720 WARREN ST UNIT TRNCMP MANKATO, MN 56001
NEXT READ DATE: 04/26/17

ELECTRICITY SERVICE DETAILS

PREMISES NUMBER: 303254484
INVOICE NUMBER: 0667088467

METER READING INFORMATION				
METER 10022931 - Multiplier x 40				
Read Dates: 02/25/17 - 03/25/17 (28 Days)				
DESCRIPTION	CURRENT READING	PREVIOUS READING	MEASURED USAGE	BILLED USAGE
Total Delivered by Xcel	2255 Actual	2255 Actual	0	0 kWh
Reactive	4978 Actual	4978 Actual	0	0 kVAh
Demand	Actual			0 kW
Billable Demand				0 kW

ELECTRICITY CHARGES**RATE: General Service**

DESCRIPTION	USAGE UNITS	RATE	CHARGE
Basic Service Chg			\$9.20
Energy Charge	0 kWh	\$0.032010	\$0.00
Fuel Cost Charge	0 kWh	\$0.023470	\$0.00
Demand Charge Winter	0 kW	\$9.960000	\$0.00
Affordability Chrg			\$2.37
Resource Adjustment			\$0.00
Interim Rate Adj			\$0.71
Subtotal			\$12.28
City Fees			\$16.50
Total			\$28.78
Premises Total			\$28.78

DAILY AVERAGES	Last Year	This Year
Temperature	40° F	32° F
Electricity kWh	0.0	0.0
Electricity Cost	\$1.52	\$1.03

INFORMATION ABOUT YOUR BILL

For an average non-demand customer, 72% of your bill refers to power plant costs, 12% to high voltage line costs, and 16% to the cost of local wires connected to your business. For an average demand-billed customer, 81% of your total bill refers to power plant costs, 12% to high voltage lines, and 7% to the cost of local wires connected to your business.

RECEIVED
MN STATE UNIV, MANKATO

APR 14 2017

ACCOUNTS PAYABLE
BUSINESS OFFICE

003562 3/7

04/10/2017

51-5986264-1



MAILING ADDRESS	ACCOUNT NUMBER	DUE DATE
MINNESOTA STATE UNIV MANKATO ACCOUNTS PAYABLE PO 194834 236 WIGLEY ADMINISTRATION CTR MANKATO MN 56001-6067	51-5986264-1	04/25/2017
	STATEMENT NUMBER	STATEMENT DATE
	541947448	04/10/2017
		AMOUNT DUE
		\$180,963.86

SERVICE ADDRESS: **LOAD PROFILE Main Service**
800 VAL IMM DR MANKATO, MN 56001
 NEXT READ DATE: 05/03/17

ELECTRICITY SERVICE DETAILS

PREMISES NUMBER: 303482079
 INVOICE NUMBER: 0667085691

METER READING INFORMATION				
CONTRIBUTING METER 17091087 - Multiplier x 2800				
Read Dates: 03/02/17 - 04/02/17 (31 Days)				
DESCRIPTION	CURRENT READING	PREVIOUS READING	MEASURED USAGE	BILLED USAGE
Measured Readings				
Total Delivered by Xcel	2 Actual	2 Actual	0	0 kWh
Reactive	0 Actual	0 Actual	0	0 kVArh
Interval Usage				
Total Contributing Energy	3 Actual	Actual	3	3 kWh
Contributing On Pk Energy	1 Actual	Actual	1	1 kWh
Contributing Off Pk Energy	3 Actual	Actual	3	3 kWh
Contributing Reactive Energy	0 Actual	Actual	0	0 kVArh
Contributing Demand	Actual			1 kW
Contributing On Pk Demand	Actual			1 kW
Contributing Off Pk Demand	Actual			1 kW

METER READING INFORMATION				
CONTRIBUTING METER 17091085 - Multiplier x 2800				
Read Dates: 03/02/17 - 04/02/17 (31 Days)				
DESCRIPTION	CURRENT READING	PREVIOUS READING	MEASURED USAGE	BILLED USAGE
Measured Readings				
Total Delivered by Xcel	15320 Actual	14870 Actual	450	1260000 kWh
Reactive	6186 Actual	6006 Actual	180	504000 kVArh
Interval Usage				
Total Contributing Energy	1260941 Actual	Actual	1260941	1260941 kWh
Contributing On Pk Energy	523959 Actual	Actual	523959	523959 kWh
Contributing Off Pk Energy	736982 Actual	Actual	736982	736982 kWh
Contributing Reactive Energy	503707 Actual	Actual	503707	503707 kVArh
Contributing Demand	Actual			2422 kW
Contributing On Pk Demand	Actual			2422 kW
Contributing Off Pk Demand	Actual			2136 kW

METER READING INFORMATION				
TOTALIZED METER 17091088 - Multiplier x 2800				
Read Dates: 03/02/17 - 04/02/17 (31 Days)				
DESCRIPTION	CURRENT READING	PREVIOUS READING	MEASURED USAGE	BILLED USAGE
Measured Readings				
Total Delivered by Xcel	10761 Actual	10428 Actual	333	932400 kWh
Reactive	3040 Actual	2945 Actual	95	266000 kVArh
Interval Usage				
Total Contributing Energy	930979 Actual	Actual	930979	930979 kWh
Contributing On Pk Energy	395940 Actual	Actual	395940	395940 kWh
Contributing Off Pk Energy	535039 Actual	Actual	535039	535039 kWh
Contributing Reactive Energy	264107 Actual	Actual	264107	264107 kVArh
Contributing Demand	Actual			1733 kW
Contributing On Pk Demand	Actual			1733 kW
Contributing Off Pk Demand	Actual			1612 kW
Total Energy	2191924 Actual	Actual	2191924	2191924 kWh
On Pk Energy	919900 Actual	Actual	919900	919900 kWh
Off Pk Energy	1272024 Actual	Actual	1272024	1272024 kWh
Reactive Energy	767814 Actual	Actual	767814	767814 kVArh
Firm Demand	Actual			0 kW
Interrupt Demand	Actual			4128 kW
Demand	Actual			4128 kW
Billable Demand				4128 kW
On Pk Demand	Actual			4128 kW

Utility Information



MAILING ADDRESS		ACCOUNT NUMBER	DUE DATE
MINNESOTA STATE UNIV MANKATO ACCOUNTS PAYABLE PO 194834 236 WIGLEY ADMINISTRATION CTR MANKATO MN 56001-6067		51-5986264-1	04/25/2017
		STATEMENT NUMBER	STATEMENT DATE
		541947448	04/10/2017
			\$180,963.86

METER READING INFORMATION				
TOTALIZED METER 17091088 - Multiplier x 2800			Read Dates: 03/02/17 - 04/02/17 (31 Days)	
DESCRIPTION	CURRENT READING	PREVIOUS READING	MEASURED USAGE	BILLED USAGE
Billable On Pk Demand				4128 kW
Off Pk Demand	Actual			3748 kW
Billable Off Pk Demand				0 kW
Power Factor On Pk Demand	94.38%			

ELECTRICITY CHARGES		RATE: Peak Control TOD	
DESCRIPTION	USAGE UNITS	RATE	CHARGE
Basic Service Chrg			\$55.00
On-Peak Energy	919900 kWh	\$0.043890	\$40,374.41
Off-Peak Energy	1272024 kWh	\$0.021400	\$27,221.31
Fuel Cost Charge	919900 kWh	\$0.028641	\$26,347.12
Fuel Cost Charge	1272024 kWh	\$0.017969	\$22,857.45
Energy Chg Crd	487060 kWh	-\$0.014000	-\$6,818.84 CR
Firm On Pk Demand/Winter	0 kW	\$9.060000	\$0.00
Off Peak Demand	0 kW	\$1.500000	\$0.00
Cntl On Pk Demand	4128 kW	\$5.800000	\$23,942.40
Affordability Chrg			\$2.79
Resource Adjustment			\$11,207.95
Interim Rate Adj			\$6,570.01
Subtotal			\$151,759.60
City Fees			\$223.00
Total			\$151,982.60

Meter 17091088 Predetermined Demand Level 0

Premises Total **\$151,982.60**

DAILY AVERAGES	Last Year	This Year
Temperature	42° F	35° F
Electricity kWh	78109.3	70707.2
Electricity Cost	\$5,257.10	\$4,902.66

INFORMATION ABOUT YOUR BILL

For an average non-demand customer, 72% of your bill refers to power plant costs, 12% to high voltage line costs, and 16% to the cost of local wires connected to your business. For an average demand-billed customer, 81% of your total bill refers to power plant costs, 12% to high voltage lines, and 7% to the cost of local wires connected to your business.

RECEIVED
MN STATE UNIV, MANKATO

APR 14 2017

ACCOUNTS PAYABLE
BUSINESS OFFICE



YOUR MONTHLY ELECTRICITY USAGE



DAILY AVERAGES	Last Year	This Year
Temperature	39° F	31° F
Electricity kWh	16.9	16.1
Electricity Cost	\$2.31	\$2.21

MAILING ADDRESS	ACCOUNT NUMBER	DUE DATE
MINNESOTA STATE UNIV MANKATO ACCOUNTS PAYABLE PO 194834 236 WIGLEY ADMINISTRATION CTR MANKATO MN 56001-6067	51-5986264-1	04/25/2017
	STATEMENT NUMBER	STATEMENT DATE
	541947448	04/10/2017
		AMOUNT DUE
		\$180,963.86

SERVICE ADDRESS: Standeford Observatory
200 HINIKER MILL RD MANKATO, MN 56001
NEXT READ DATE: 04/26/17

ELECTRICITY SERVICE DETAILS

PREMISES NUMBER: 303680993
INVOICE NUMBER: 0667083169

METER READING INFORMATION

METER 60425587	Read Dates: 02/23/17 - 03/26/17 (31 Days)		
DESCRIPTION	CURRENT READING	PREVIOUS READING	USAGE
Total Delivered by Xcel	26338 Actual	25838 Actual	500 kWh

ELECTRICITY CHARGES

RATE: Sm Gen Svc (Metered)

DESCRIPTION	USAGE UNITS	RATE	CHARGE
Basic Service Chg			\$10.00
Energy Charge Winter	500 kWh	\$0.074320	\$37.16
Fuel Cost Charge	500 kWh	\$0.023500	\$11.75
Affordability Chrg			\$0.97
Resource Adjustment			\$3.29
Interim Rate Adj			\$3.66
Subtotal			\$66.83
City Fees			\$1.55
Total			\$68.38
Premises Total			\$68.38

INFORMATION ABOUT YOUR BILL

For an average non-demand customer, 72% of your bill refers to power plant costs, 12% to high voltage line costs, and 16% to the cost of local wires connected to your business. For an average demand-billed customer, 81% of your total bill refers to power plant costs, 12% to high voltage lines, and 7% to the cost of local wires connected to your business.



Easy way to start spring cleaning

Enroll in eBill now through My Account

By signing up for eBill, not only will you avoid the paper clutter, you can also:

- Receive text or email payment notifications
- View your online bill history
- Utilize online payment options

And you won't miss giving up your paper bill. To enroll in eBill go to xcelenergy.com/MyAccount. Enroll today!

To find more billing and payment options visit xcelenergy.com/MyAccount.

Utility Information



DAILY AVERAGES	Last Year	This Year
Temperature	40° F	32° F
Electricity kWh	680.4	485.4
Electricity Cost	\$58.23	\$46.88

MAILING ADDRESS	ACCOUNT NUMBER	DUE DATE
MINNESOTA STATE UNIV MANKATO ACCOUNTS PAYABLE PO 194834 236 WIGLEY ADMINISTRATION CTR MANKATO MN 56001-6067	51-5986264-1	04/25/2017
	STATEMENT NUMBER	STATEMENT DATE
	541947448	04/10/2017
		AMOUNT DUE
		\$180,963.86

SERVICE ADDRESS: PARKING LOT LIGHTS
225 STADIUM RD MANKATO, MN 56001-4928

NEXT READ DATE: 04/26/17

ELECTRICITY SERVICE DETAILS

PREMISES NUMBER: 303842133
INVOICE NUMBER: 0667084970

METER READING INFORMATION			
METER 7824469		Read Dates: 02/25/17 - 03/25/17 (28 Days)	
DESCRIPTION	CURRENT READING	PREVIOUS READING	USAGE
Total Energy	56231 Actual	42641 Actual	13590 kWh
On Pk Energy	21589 Actual	19157 Actual	2432 kWh
Off Pk Energy	34642 Actual	23484 Actual	11158 kWh
Demand	Actual		48 kW
Billable Demand			48 kW
On Pk Demand	Actual		48 kW
Billable On Pk Demand			48 kW
Off Pk Demand	Actual		47.74 kW
Billable Off Pk Demand			0 kW

ELECTRICITY CHARGES**RATE: General TOD Srvc**

DESCRIPTION	USAGE UNITS	RATE	CHARGE
Basic Service Chg			\$29.75
On-Peak Energy Chg	2432 kWh	\$0.044820	\$109.00
Off-Pk Energy Chg	11158 kWh	\$0.022330	\$249.16
Fuel Cost Charge	2432 kWh	\$0.028421	\$69.12
Fuel Cost Charge	11158 kWh	\$0.017833	\$198.98
Off-Pk Demand Chg	0 kW	\$2.400000	\$0.00
On-Pk Dmnd Chg Winter	48 kW	\$9.960000	\$478.08
Affordability Chrg			\$2.79
Resource Adjustment			\$92.28
Interim Rate Adj			\$67.12
Subtotal			\$1,296.28
City Fees			\$16.50
Total			\$1,312.78

OTHER RECURRING CHARGES DETAILS

DESCRIPTION	CHARGE
Invoice Number 667084956	225 STADIUM RD
02/23/17 to 03/24/17	MANKATO, MN 56001-4928
ODL St Light Maintenanc	\$111.20
Total	\$111.20

Premises Total **\$1,423.98**

INFORMATION ABOUT YOUR BILL

For an average non-demand customer, 72% of your bill refers to power plant costs, 12% to high voltage line costs, and 16% to the cost of local wires connected to your business. For an average demand-billed customer, 81% of your total bill refers to power plant costs, 12% to high voltage lines, and 7% to the cost of local wires connected to your business.

RECEIVED
MN STATE UNIV, MANKATO

APR 14 2017

ACCOUNTS PAYABLE
BUSINESS OFFICE

003562 57

04/10/2017

51-5986264-1



MAILING ADDRESS	ACCOUNT NUMBER	DUE DATE
MINNESOTA STATE UNIV MANKATO ACCOUNTS PAYABLE PO 194834 236 WIGLEY ADMINISTRATION CTR MANKATO MN 56001-6067	51-5986264-1	04/25/2017
	STATEMENT NUMBER	STATEMENT DATE
	541947448	04/10/2017
		AMOUNT DUE
		\$180,963.86

SERVICE ADDRESS: TRAFTON CHILLER SERVICE
103 MAYWOOD ST MANKATO, MN 56001
NEXT READ DATE: 05/03/17

ELECTRICITY SERVICE DETAILS

PREMISES NUMBER: 304221045
INVOICE NUMBER: 0667089743

METER READING INFORMATION				
METER 12231842 - Multiplier x 700			Read Dates: 03/04/17 - 04/01/17 (28 Days)	
DESCRIPTION	CURRENT READING	PREVIOUS READING	MEASURED USAGE	BILLED USAGE
Total Delivered by Xcel	9258 Actual	9250 Actual	8	5600 kWh
Reactive	5420 Actual	5405 Actual	15	10500 kVarh
Demand	Actual			28 kW
Adjusted Demand				54 kW
Billable Demand				60 kW
Power Factor Demand	47.06%			

ELECTRICITY CHARGES

RATE: General Service

DESCRIPTION	USAGE UNITS	RATE	CHARGE
Basic Service Chg			\$25.75
Energy Charge	5600 kWh	\$0.031080	\$174.05
Fuel Cost Charge	5600 kWh	\$0.022425	\$125.58
Demand Charge Winter	60 kW	\$9.060000	\$543.60
Affordability Chrg			\$2.79
Resource Adjustment			\$78.93
Interim Rate Adj			\$57.62
Subtotal			\$1,008.32
City Fees			\$223.00
Total			\$1,231.32
Premises Total			\$1,231.32

DAILY AVERAGES	Last Year	This Year
Temperature	43° F	35° F
Electricity kWh	180.6	200.0
Electricity Cost	\$37.31	\$43.98

INFORMATION ABOUT YOUR BILL

For an average non-demand customer, 72% of your bill refers to power plant costs, 12% to high voltage line costs, and 16% to the cost of local wires connected to your business. For an average demand-billed customer, 81% of your total bill refers to power plant costs, 12% to high voltage lines, and 7% to the cost of local wires connected to your business.

Utility Information



MAILING ADDRESS	ACCOUNT NUMBER	DUE DATE
MINNESOTA STATE UNIV MANKATO ACCOUNTS PAYABLE PO 194834 236 WIGLEY ADMINISTRATION CTR MANKATO MN 56001-8087	51-5986264-1	04/25/2017
	STATEMENT NUMBER	STATEMENT DATE
	541947448	04/10/2017
		AMOUNT DUE
		\$180,963.86

SERVICE ADDRESS: Residential Facilities Service
450 ELLIS AVE MANKATO, MN 56001

NEXT READ DATE: 05/03/17

ELECTRICITY SERVICE DETAILS

PREMISES NUMBER: 304250275

INVOICE NUMBER: 0687085926

METER READING INFORMATION

METER 12516865 - Multiplier x 1400

Read Dates: 03/04/17 - 04/01/17 (28 Days)

DESCRIPTION	CURRENT READING	PREVIOUS READING	MEASURED USAGE	BILLED USAGE
Total Delivered by Xcel	10521 Actual	10395 Actual	126	176400 kWh
Reactive	3124 Actual	3088 Actual	36	50400 kVArh
Demand	Actual			406 kW
Billable Demand				406 kW
Power Factor Demand	96.15%			

ELECTRICITY CHARGES

RATE: General Service

DESCRIPTION	USAGE UNITS	RATE	CHARGE
Basic Service Chg			\$25.75
Energy Charge	176400 kWh	\$0.031080	\$5,482.51
Fuel Cost Charge	176400 kWh	\$0.022426	\$3,956.03
Energy Chg Crd	24962 kWh	-\$0.014000	-\$349.47 CR
Demand Charge Winter	406 kW	\$9.060000	\$3,678.36
Affordability Chrg			\$2.79
Resource Adjustment			\$977.03
Interim Rate Adj			\$684.88
Subtotal			\$14,457.88
City Fees			\$223.00
Total			\$14,680.88
Premises Total			\$14,680.88

DAILY AVERAGES	Last Year	This Year
Temperature	43° F	35° F
Electricity kWh	6683.9	6300.0
Electricity Cost	\$541.70	\$524.32

INFORMATION ABOUT YOUR BILL

For an average non-demand customer, 72% of your bill refers to power plant costs, 12% to high voltage line costs, and 16% to the cost of local wires connected to your business. For an average demand-billed customer, 81% of your total bill refers to power plant costs, 12% to high voltage lines, and 7% to the cost of local wires connected to your business.

RECEIVED
MN STATE UNIV, MANKATO

APR 14 2017

ACCOUNTS PAYABLE
BUSINESS OFFICE



MAILING ADDRESS	ACCOUNT NUMBER	DUE DATE
MINNESOTA STATE UNIV MANKATO ACCOUNTS PAYABLE PO 194834 236 WIGLEY ADMINISTRATION CTR MANKATO MN 56001-6067	51-5986264-1	04/25/2017
	STATEMENT NUMBER	STATEMENT DATE
	541947448	04/10/2017
		AMOUNT DUE
		\$180,963.86

OTHER RECURRING CHARGES DETAILS

INVOICE NUMBER: 667089163
ADDRESS: 135 STADIUM RD
 MANKATO, MN 56001-4087

DESCRIPTION	USAGE UNITS	UNIT CHARGE	QTY	CHARGE
Install Number 162994 03/04/17 to 04/01/17 250 WATT HPS DIRECTIONAL CO OWN				
Auto Protective Lgt	521 kWh	\$12.62	5	\$63.10
Fuel Cost Charge				\$8.68
Resource Adjustment				\$1.67
Interim Rate Adj				\$4.89
Total				\$78.34

INVOICE NUMBER: 667089200
ADDRESS: 135 STADIUM RD
 MANKATO, MN 56001-4087

DESCRIPTION	USAGE UNITS	UNIT CHARGE	QTY	CHARGE
Install Number 162995 03/04/17 to 04/01/17 250 WATT HPS AREA CO OWN				
Auto Protective Lgt	626 kWh	\$11.64	6	\$69.84
Fuel Cost Charge				\$10.42
Resource Adjustment				\$2.00
Interim Rate Adj				\$5.41
Total				\$87.67

INVOICE NUMBER: 667089226
ADDRESS: 135 STADIUM RD
 MANKATO, MN 56001-4087

DESCRIPTION	USAGE UNITS	UNIT CHARGE	QTY	CHARGE
Install Number 162996 03/04/17 to 04/01/17 400 WATT HPS DIRECTIONAL CO OWN				
Auto Protective Lgt	164 kWh	\$16.12	1	\$16.12
Fuel Cost Charge				\$2.73
Resource Adjustment				\$0.52
Interim Rate Adj				\$1.25
Total				\$20.62

INVOICE NUMBER: 667089258
ADDRESS: 135 STADIUM RD
 MANKATO, MN 56001-4087

DESCRIPTION	USAGE UNITS	UNIT CHARGE	QTY	CHARGE
Install Number 162997 03/04/17 to 04/01/17 250 WATT HPS AREA CO OWN				
Auto Protective Lgt	104 kWh	\$11.64	1	\$11.64
Fuel Cost Charge				\$1.73

Utility Information



MAILING ADDRESS		ACCOUNT NUMBER	DUE DATE
MINNESOTA STATE UNIV MANKATO ACCOUNTS PAYABLE PO 194834 236 WIGLEY ADMINISTRATION CTR MANKATO MN 56001-6067		51-5986264-1	04/25/2017
		STATEMENT NUMBER	STATEMENT DATE
		541947448	04/10/2017
			AMOUNT DUE
			\$180,963.86

OTHER RECURRING CHARGES DETAILS

INVOICE NUMBER: 667089258
 ADDRESS: 135 STADIUM RD
 MANKATO, MN 56001-4087

DESCRIPTION	USAGE UNITS	UNIT CHARGE	QTY	CHARGE
Resource Adjustment				\$0.34
Interim Rate Adj				\$0.90
Total				\$14.61

RECEIVED
 MN STATE UNIV, MANKATO

APR 14 2017

ACCOUNTS PAYABLE
 BUSINESS OFFICE

003552.777

04/10/2017

51-5986264-1

Electric Emergencies:	1-800-895-1999	24 hours, 7 days a week
Natural Gas Emergencies:	1-800-895-2999	24 hours, 7 days a week
Residential Customer Service*:	1-800-895-4999	24 hours, 7 days a week
Business Solutions Center*:	1-800-481-4700	8am – 5pm, Mon – Fri
TTD/TTY	1-800-895-4949	24 hours, 7 days a week
Call Before You Dig	811	24 hours, 7 days a week

*Register any inquiry or complaint at the above.

General Inquiries*

Xcel Energy
PO Box 8
Eau Claire, WI 54702-0008
xcelenergy.com

Payments

Xcel Energy
PO Box 9477
Minneapolis, MN 55484-9477
Please include stub for faster processing.

GENERAL INFORMATION

City Fees

A fee some cities impose that Xcel Energy collects from customers and pays directly to the city.

Electronic Check Conversion

When you pay your bill by check, in most cases Xcel Energy will use your check information to make a one-time electronic debit from your checking account on the day we receive your check. There are no fees for this electronic conversion. In all other cases we will process your check.

Environmental Information

Fuels used to generate electricity have different costs, reliability and air emissions. For more information, contact Xcel Energy at 1-800-895-4999 or online at xcelenergy.com. You can also contact the Minnesota Department of Commerce at www.commerce.state.mn.us or the Minnesota Pollution Control Agency at www.pca.state.mn.us/programs/electricity.html.

Estimated Bills

Xcel Energy attempts to read meters each month. If no reading is taken, Xcel Energy estimates your month's bill based on your past use.

Governing Regulatory Agency

The Minnesota Public Utilities Commission regulates this utility and is available for mediation. MPUC: 121 7th Place E., Suite 350, St. Paul, MN 55101-2147 – www.puc.state.mn.us.

Late Payment Charge

Xcel Energy will assess a late payment charge on unpaid amounts two working days after the due date. The late payment charge is 1.5% monthly, or \$1, whichever is greater. No late payment charge will be assessed if the unpaid amount is less than \$10.

Payment Responsibility

If the name on the front of your bill is not that of a person or business who has payment responsibility, call Xcel Energy at 1-800-895-4999.

Further information is available to customers upon request.

ABOUT YOUR ELECTRIC RATES

Affordability Charge

A surcharge to recover the costs of offering bill payment assistance and discount programs for low-income customers.

Basic Service Charge

Fixed monthly charge for certain fixed costs (metering, billing, maintenance, etc.)

Conservation Improvement Programs

Minnesota law requires Xcel Energy to invest in programs that help customers save energy.

Demand Charge

Charge to commercial and industrial customers for the fixed costs of the electric capacity required to meet the peak electric loads on Xcel Energy's system. The charge, which is adjusted seasonally, applies to the highest 15 minute kW demand during the billing period.

Energy Charge

Charge per kWh of electricity usage to recover the variable costs of producing energy.

Environmental Improvement Rider

Minnesota law allows Xcel Energy to recover the costs of significant environmental improvements at three of Xcel Energy's fossil fuel power plants.

Fuel Cost Charge

Charge per kWh to recover the costs of fuel needed to run Xcel Energy's generating plants, as well as the cost of purchasing energy from other suppliers.

kWh

One kilowatt-hour (kWh) is a unit of electrical usage. One kWh equals 1,000 watts of electricity used for one hour. This is enough electricity to light a 100-watt light bulb for 10 hours.

Mercury Cost Recovery

Minnesota law allows Xcel Energy to recover costs related to reducing Mercury emissions at two of Xcel Energy's fossil fuel power plants.

Renewable Development Fund

Minnesota law requires Xcel Energy to allocate money to support development of renewable energy projects and research and development of renewable energy technologies.

Renewable Energy Standard

Minnesota law allows Xcel Energy to recover the costs of new renewable generation.

Resource Adjustment

This includes costs related to: Conservation Improvement Programs, Mercury Cost Recovery, Renewable Development Fund, Renewable Energy Standard, State Energy Policy, Transmission Cost Recovery.

State Energy Policy

Minnesota law allows Xcel Energy to recover costs related to various energy policies approved by the Legislature.

Transmission Cost Recovery

Minnesota law allows Xcel Energy to recover costs associated with new investments in the electric transmission system necessary to deliver electric energy to customers.

Windsource*

Windsource is an optional program where you choose how much wind energy you would like to support. You can choose a fixed number of Windsource blocks (100 kWh each) or choose a 100% Windsource option.

ABOUT YOUR NATURAL GAS RATES

Basic Service Charge

Monthly charge for certain fixed costs (metering, billing, maintenance, etc.)

Charge per therm

Charge to recover the cost of natural gas purchases from wholesale suppliers and delivered to Xcel Energy's distribution system via pipeline. This charge is adjusted each month.

Conservation Improvement Programs

Minnesota law requires Xcel Energy to invest in programs that help customers save energy.

Distribution Charge

Charge per therm that covers only the delivery costs of natural gas to a home or business through our distribution system. It does not include the charges for the natural gas itself.

Gas Affordability Program

A surcharge to recover the costs of offering a low-income customer co-pay program designed to reduce natural gas service disconnections. Billed to all non-interruptible customers.

Gas Utility Infrastructure Costs

Minnesota law allows Xcel Energy to recover MPUC-approved costs of assessments, modifications, and replacement of natural gas facilities as required to comply with state and federal pipeline safety programs.

Heat Content Adjustment

Corrects for variances in the heating capability of natural gas, and the adjustment varies monthly. The higher the heat content, the lower the volume of natural gas needed to provide the same heating.

New Area Service/Extension Surcharge

Monthly charge for extending natural gas service to areas where the cost would otherwise have been prohibitive under Company's present rates and service extension policy.

Pressure Correction Adjustment

Adjusts for variances in the amount of natural gas measured by different types of meters due to pressure differences in the natural gas delivered to a service.

Resource Adjustment

This includes costs related to Conservation Improvement Programs, Gas Utility Infrastructure Costs and State Energy Policy Rider.

State Energy Policy

Minnesota law allows Xcel Energy to recover costs related to various energy policies approved by the Legislature.

Therm

A therm is a unit of heating value equal to 100,000 British Thermal Units (BTUs). Since natural gas meters measure the volume of natural gas consumed in cubic feet, the Heat Content Adjustment is used to determine how much heat, in therms, is contained in the volume consumed.

Standard Payment Options: (No fees apply)

- **My Account/eBill™** – View/pay your bill online, view energy usage and access account information.
- **Auto Pay** – Automatically pay your bill directly from your bank account.
- **Pay By Phone** – Make your payment by phone from your checking or savings account by calling 1-800-895-4999.
- **Pay By Mail** – Return the enclosed envelope and attached bill stub with your payment. Apply proper postage.

- **Online View and Pay** – View and pay your bills online through a third-party vendor.

Other Payment Options (Third-party fees will apply. Xcel Energy does not collect nor benefit from these fees.)

- **Credit/Debit Card Payment** – Use your credit or debit card either online or by calling 1-888-747-1523.
- **Pay Stations** – Pay your bill in-person at a location near you.

Learn more at xcelenergy.com/MyAccount

Utility Information



NORTHERN STATES POWER COMPANY

194834

Page 1 of 14

MAILING ADDRESS	ACCOUNT NUMBER	DUE DATE
MINNESOTA STATE UNIV MANKATO ACCOUNTS PAYABLE PO 194834 236 WIGLEY ADMINISTRATION CTR MANKATO MN 56001-6067	51-5986264-1	05/23/2017
	STATEMENT NUMBER	STATEMENT DATE
	545564546	05/08/2017
		AMOUNT DUE
		\$30,300.38

QUESTIONS ABOUT YOUR BILL?

See our website: xcelenergy.com
 Email us at: Customerservice@xcelenergy.com
 Please Call: 1-800-481-4700
 Hearing Impaired: 1-800-895-4949
 Fax: 1-800-311-0050
 Or write us at: XCEL ENERGY
 PO BOX 8
 EAU CLAIRE WI 54702-0008

ACCOUNT BALANCE

Previous Balance	As of 04/01	\$180,963.86
Payment Received	Cash 04/26	-180,963.86 CR
Balance Forward		\$0.00
Current Charges		\$30,099.50
Other Recurring Charges		\$200.88
Amount Due		\$30,300.38

PREMISES SUMMARY

PREMISES NUMBER	PREMISES IDENTIFIER	PREMISES DESCRIPTOR	CURRENT BILL
302425708	800 VAL IMM DR	CHILLER	\$9,913.72
302470608	500 HINIKER MILL RD	ANDREAS OBSERVATORY	\$87.06
303254484	1720 WARREN ST UNIT TRNCMP	VIKINGS TRAINING CAMP	\$138.92
303482079	800 VAL IMM DR	LOAD PROFILE Main Service	NOT INCLUDED
303680993	200 HINIKER MILL RD	Standeford Observatory	\$33.14
303842133	225 STADIUM RD	PARKING LOT LIGHTS	\$1,334.58
304221045	103 MAYWOOD ST	TRAFTON CHILLER SERVICE	\$1,213.70
304250275	450 ELLIS AVE	Residential Facilities Service	\$17,378.38
Total			\$30,099.50

OTHER RECURRING CHARGES SUMMARY

DESCRIPTION	MAY 1 5 2017	CURRENT BILL
Auto Protective Lgt		\$200.88
Total		\$200.88

RECEIVED
MN STATE UNIV, MANKATO
ACCOUNTS PAYABLE
BUSINESS OFFICE

RETURN BOTTOM PORTION WITH YOUR PAYMENT • PLEASE DO NOT USE STAPLES, TAPE OR PAPER CLIPS



ACCOUNT NUMBER	DUE DATE	AMOUNT DUE	AMOUNT ENCLOSED
51-5986264-1	05/23/2017	\$30,300.38	

Please see the back of this bill for more information
regarding the late payment charge. Pay on or before the
date due to avoid assessment of a late payment charge.
Make your check payable to XCEL ENERGY

MAY						
S	M	T	W	T	F	S
	1	2	3	4	5	6
7	8	9	10	11	12	13
14	15	16	17	18	19	20
21	22	23	24	25	26	27
28	29	30	31			

AB 02 003719 30254 B 17 A



MINNESOTA STATE UNIV MANKATO
ACCOUNTS PAYABLE PO 194834
236 WIGLEY ADMINISTRATION CTR
MANKATO MN 56001-6067

|||||
XCEL ENERGY
P.O. BOX 9477
MPLS MN 55484-9477

31 51052317 59862641 0000303003800003030038

5,15,17



MAILING ADDRESS		ACCOUNT NUMBER		DUE DATE
MINNESOTA STATE UNIV MANKATO ACCOUNTS PAYABLE PO 194834 236 WIGLEY ADMINISTRATION CTR MANKATO MN 56001-6067		51-5986264-1		05/23/2017
		STATEMENT NUMBER	STATEMENT DATE	AMOUNT DUE
		545564546	05/08/2017	\$30,300.38

INFORMATION ABOUT YOUR BILL


This month the Resource Adjustment has increased due to changes in the Renewable Energy Standard Rider, which recovers our investments and expenses to add renewable energy systems to our generation resources. The RES Rider portion of the Resource Adjustment is 0.497% of these charges on your bill: basic service charge, energy charge, and demand charge.

Thank you for your payment.

Convenience at your service - Pay your bills electronically-fast and easy with Electronic Funds Transfer. Call us at 1-800-481-4700 or visit us at www.xcelenergy.com.

HERE'S A POWER-TIP: USE A POWER STRIP.

Plugging your electronics into a power strip provides an easy and convenient way to turn everything on and off. And that can help your business use energy only when it's really necessary.



ALWAYS delivering.

Utility Information



MAILING ADDRESS	ACCOUNT NUMBER	DUE DATE
MINNESOTA STATE UNIV MANKATO ACCOUNTS PAYABLE PO 194834 236 WIGLEY ADMINISTRATION CTR MANKATO MN 56001-6067	51-5986264-1	05/23/2017
	STATEMENT NUMBER	STATEMENT DATE
	545564546	05/08/2017
		AMOUNT DUE
		\$30,300.38

SERVICE ADDRESS: CHILLER
800 VAL IMM DR MANKATO, MN 56001
NEXT READ DATE: 06/02/17

ELECTRICITY SERVICE DETAILS

PREMISES NUMBER: 302425708
INVOICE NUMBER: 0671150421

METER READING INFORMATION				
METER 14050961 - Multiplier x 700				
Read Dates: 04/02/17 - 05/01/17 (29 Days)				
DESCRIPTION	CURRENT READING	PREVIOUS READING	MEASURED USAGE	BILLED USAGE
Total Delivered by Xcel	9683 Actual	9609 Actual	74	51800 kWh
Reactive	5132 Actual	5131 Actual	1	700 kVarh
On Pk Energy	4323 Actual	4298 Actual	25	17500 kWh
Off Pk Energy	5360 Actual	5310 Actual	50	35000 kWh
Demand	Actual			231 kW
Billable Demand				231 kW
On Pk Demand	Actual			231 kW
Billable On Pk Demand				536 kW
Off Pk Demand	Actual			140 kW
Billable Off Pk Demand				448 kW
Power Factor On Pk Demand	99.99%			

ELECTRICITY CHARGES		RATE: General TOD Srvc	
DESCRIPTION	USAGE UNITS	RATE	CHARGE
Basic Service Chg			\$29.75
On-Peak Energy Chg	17500 kWh	\$0.043890	\$768.08
Off-Peak Energy Ch	35000 kWh	\$0.021400	\$749.00
Fuel Cost Charge	17500 kWh	\$0.034221	\$598.87
Fuel Cost Charge	35000 kWh	\$0.021472	\$751.52
On-Peak Demand ChWinte	536 kW	\$9.060000	\$4,856.16
Off-Peak Demand Ch	448 kW	\$1.500000	\$672.00
Affordability Chrg			\$2.79
Resource Adjustment			\$714.23
Interim Rate Adj			\$548.32
Subtotal			\$9,690.72
City Fees			\$223.00
Total			\$9,913.72
Premises Total			\$9,913.72

DAILY AVERAGES	Last Year	This Year
Temperature	49° F	50° F
Electricity kWh	3409.7	1786.2
Electricity Cost	\$567.49	\$341.85

INFORMATION ABOUT YOUR BILL

For an average non-demand customer, 72% of your bill refers to power plant costs, 12% to high voltage line costs, and 16% to the cost of local wires connected to your business. For an average demand-billed customer, 81% of your total bill refers to power plant costs, 12% to high voltage lines, and 7% to the cost of local wires connected to your business.

RECEIVED
MN STATE UNIV, MANKATO

MAY 15 2017

ACCOUNTS PAYABLE
BUSINESS OFFICE



YOUR MONTHLY ELECTRICITY USAGE



DAILY AVERAGES	Last Year	This Year
Temperature	48° F	51° F
Electricity kWh	19.3	22.3
Electricity Cost	\$2.56	\$3.00

MAILING ADDRESS	ACCOUNT NUMBER	DUE DATE
MINNESOTA STATE UNIV MANKATO ACCOUNTS PAYABLE PO 194834 236 WIGLEY ADMINISTRATION CTR MANKATO MN 56001-6067	51-5986264-1	05/23/2017
	STATEMENT NUMBER	STATEMENT DATE
	545564546	05/08/2017
		AMOUNT DUE
		\$30,300.38

SERVICE ADDRESS: ANDREAS OBSERVATORY
500 HINIKER MILL RD MANKATO, MN 56001
NEXT READ DATE: 05/25/17

ELECTRICITY SERVICE DETAILS

PREMISES NUMBER: 302470608
INVOICE NUMBER: 0671145947

METER READING INFORMATION

METER 60843507	Read Dates: 03/26/17 - 04/24/17 (29 Days)		
DESCRIPTION	CURRENT READING	PREVIOUS READING	USAGE
Total Delivered by Xcel	59470 Actual	58823 Actual	647 kWh

ELECTRICITY CHARGES

RATE: Sm Gen Svc (Metered)

DESCRIPTION	USAGE UNITS	RATE	CHARGE
Basic Service Chg			\$10.00
Energy Charge Winter	647 kWh	\$0.074320	\$48.09
Fuel Cost Charge	647 kWh	\$0.027326	\$17.68
Affordability Chrg			\$0.97
Resource Adjustment			\$4.26
Interim Rate Adj			\$4.51
Subtotal			\$85.51
City Fees			\$1.55
Total			\$87.06
Premises Total			\$87.06

INFORMATION ABOUT YOUR BILL

For an average non-demand customer, 72% of your bill refers to power plant costs, 12% to high voltage line costs, and 16% to the cost of local wires connected to your business. For an average demand-billed customer, 81% of your total bill refers to power plant costs, 12% to high voltage lines, and 7% to the cost of local wires connected to your business.



Easy way to start spring cleaning

Enroll in eBill now through My Account

By signing up for eBill, not only will you avoid the paper clutter, you can also:

- Receive text or email payment notifications
- View your online bill history
- Utilize online payment options

And you won't miss giving up your paper bill. To enroll in eBill go to xcelenergy.com/MyAccount. Enroll today!

To find more billing and payment options visit xcelenergy.com/MyAccount.

Utility Information



MAILING ADDRESS		ACCOUNT NUMBER	DUE DATE
MINNESOTA STATE UNIV MANKATO ACCOUNTS PAYABLE PO 194834 236 WIGLEY ADMINISTRATION CTR MANKATO MN 56001-6067		51-5986264-1	05/23/2017
		STATEMENT NUMBER	STATEMENT DATE
		545564546	05/08/2017
		AMOUNT DUE	
		\$30,300.38	

SERVICE ADDRESS: VIKINGS TRAINING CAMP
1720 WARREN ST UNIT TRNCMP MANKATO, MN 56001
NEXT READ DATE: 05/25/17

ELECTRICITY SERVICE DETAILS

PREMISES NUMBER: 303254484
INVOICE NUMBER: 0671156216

METER READING INFORMATION**METER 10022931 - Multiplier x 40**

Read Dates: 03/25/17 - 04/24/17 (30 Days)

DESCRIPTION	CURRENT READING	PREVIOUS READING	MEASURED USAGE	BILLED USAGE
Total Delivered by Xcel	2268 Actual	2255 Actual	13	520 kWh
Reactive	5044 Actual	4978 Actual	66	2640 kVArh
Demand	Actual			3.6 kW
Adjusted Demand				17 kW
Billable Demand				5 kW
Power Factor Demand	19.33%			

ELECTRICITY CHARGES**RATE: General Service**

DESCRIPTION	USAGE UNITS	RATE	CHARGE
Basic Service Chg			\$25.75
Energy Charge	520 kWh	\$0.032010	\$16.65
Fuel Cost Charge	520 kWh	\$0.026000	\$13.52
Demand Charge Winter	5 kW	\$9.960000	\$49.80
Affordability Chrg			\$2.79
Resource Adjustment			\$6.76
Interim Rate Adj			\$7.15
Subtotal			\$122.42
City Fees			\$16.50
Total			\$138.92
Premises Total			\$138.92

DAILY AVERAGES	Last Year	This Year
Temperature	48° F	51° F
Electricity kWh	17.1	17.3
Electricity Cost	\$4.79	\$4.63

INFORMATION ABOUT YOUR BILL

For an average non-demand customer, 72% of your bill refers to power plant costs, 12% to high voltage line costs, and 16% to the cost of local wires connected to your business. For an average demand-billed customer, 81% of your total bill refers to power plant costs, 12% to high voltage lines, and 7% to the cost of local wires connected to your business.

RECEIVED
MN STATE UNIV, MANKATO

MAY 15 2017

ACCOUNTS PAYABLE
BUSINESS OFFICE



YOUR MONTHLY ELECTRICITY USAGE



DAILY AVERAGES	Last Year	This Year
Temperature	48° F	51° F
Electricity kWh	12.5	6.0
Electricity Cost	\$1.80	\$1.14

MAILING ADDRESS	ACCOUNT NUMBER	DUE DATE
MINNESOTA STATE UNIV MANKATO ACCOUNTS PAYABLE PO 194834 236 WIGLEY ADMINISTRATION CTR MANKATO MN 56001-6067	51-5986264-1	05/23/2017
	STATEMENT NUMBER	STATEMENT DATE
	545564546	05/08/2017
		AMOUNT DUE
		\$30,300.38

SERVICE ADDRESS: **Standeford Observatory**
200 HINIKER MILL RD MANKATO, MN 56001

NEXT READ DATE: 05/25/17

ELECTRICITY SERVICE DETAILS

PREMISES NUMBER: 303680993

INVOICE NUMBER: 0671154230

METER READING INFORMATION			
METER 60425587	Read Dates: 03/26/17 - 04/24/17 (29 Days)		
DESCRIPTION	CURRENT READING	PREVIOUS READING	USAGE
Total Delivered by Xcel	26512 Actual	26338 Actual	174 kWh

ELECTRICITY CHARGES

RATE: Sm Gen Svc (Metered)

DESCRIPTION	USAGE UNITS	RATE	CHARGE
Basic Service Chg			\$10.00
Energy Charge Winter	174 kWh	\$0.074320	\$12.93
Fuel Cost Charge	174 kWh	\$0.027356	\$4.76
Affordability Chrg			\$0.97
Resource Adjustment			\$1.15
Interim Rate Adj			\$1.78
Subtotal			\$31.59
City Fees			\$1.55
Total			\$33.14
Premises Total			\$33.14

INFORMATION ABOUT YOUR BILL

For an average non-demand customer, 72% of your bill refers to power plant costs, 12% to high voltage line costs, and 16% to the cost of local wires connected to your business. For an average demand-billed customer, 81% of your total bill refers to power plant costs, 12% to high voltage lines, and 7% to the cost of local wires connected to your business.



Easy way to start spring cleaning

Enroll in eBill now through My Account

By signing up for eBill, not only will you avoid the paper clutter, you can also:

- Receive text or email payment notifications
- View your online bill history
- Utilize online payment options

And you won't miss giving up your paper bill. To enroll in eBill go to xcelenergy.com/MyAccount. Enroll today!

To find more billing and payment options visit xcelenergy.com/MyAccount.

Utility Information



DAILY AVERAGES	Last Year	This Year
Temperature	48° F	51° F
Electricity kWh	584.6	423.6
Electricity Cost	\$51.25	\$40.78

MAILING ADDRESS	ACCOUNT NUMBER	DUE DATE
MINNESOTA STATE UNIV MANKATO ACCOUNTS PAYABLE PO 194834 236 WIGLEY ADMINISTRATION CTR MANKATO MN 56001-6067	51-5986264-1	05/23/2017
	STATEMENT NUMBER	STATEMENT DATE
	545564546	05/08/2017
		AMOUNT DUE
		\$30,300.38

SERVICE ADDRESS: PARKING LOT LIGHTS
225 STADIUM RD MANKATO, MN 56001-4928
NEXT READ DATE: 05/25/17

ELECTRICITY SERVICE DETAILS

PREMISES NUMBER: 303842133
INVOICE NUMBER: 0671160513

METER READING INFORMATION			
METER 7824469		Read Dates: 03/25/17 - 04/24/17 (30 Days)	
DESCRIPTION	CURRENT READING	PREVIOUS READING	USAGE
Total Energy	68938 Actual	56231 Actual	12707 kWh
On Pk Energy	22840 Actual	21589 Actual	1251 kWh
Off Pk Energy	46098 Actual	34642 Actual	11456 kWh
Demand	Actual		44.48 kW
Billable Demand			44 kW
On Pk Demand	Actual		43.66 kW
Billable On Pk Demand			44 kW
Off Pk Demand	Actual		44.48 kW
Billable Off Pk Demand			0 kW

ELECTRICITY CHARGES**RATE: General TOD Srvc**

DESCRIPTION	USAGE UNITS	RATE	CHARGE
Basic Service Chg			\$29.75
On-Peak Energy Chg	1251 kWh	\$0.044820	\$56.07
Off-Pk Energy Chg	11456 kWh	\$0.022330	\$255.81
Fuel Cost Charge	1251 kWh	\$0.032990	\$41.27
Fuel Cost Charge	11456 kWh	\$0.020697	\$237.11
Off-Pk Demand Chg	0 kW	\$2.400000	\$0.00
On-Pk Dmnd Chg Winter	44 kW	\$9.960000	\$438.24
Affordability Chrg			\$2.79
Resource Adjustment			\$85.39
Interim Rate Adj			\$60.45
Subtotal			\$1,206.88
City Fees			\$16.50
Total			\$1,223.38

OTHER RECURRING CHARGES DETAILS

DESCRIPTION	CHARGE
Invoice Number 671160507 225 STADIUM RD	
03/25/17 to 04/23/17 MANKATO, MN 56001-4928	
ODL St Light Maintenanc	\$111.20
Total	\$111.20

Premises Total **\$1,334.58**

INFORMATION ABOUT YOUR BILL

For an average non-demand customer, 72% of your bill refers to power plant costs, 12% to high voltage line costs, and 16% to the cost of local wires connected to your business. For an average demand-billed customer, 81% of your bill refers to power plant costs, 12% to high voltage lines, and 7% to the cost of local wires connected to your business.

MAY 15 2017

ACCOUNTS PAYABLE
BUSINESS OFFICE

003719 47

05/08/2017

51-5986264-1



MAILING ADDRESS	ACCOUNT NUMBER	DUE DATE
MINNESOTA STATE UNIV MANKATO ACCOUNTS PAYABLE PO 194834 236 WIGLEY ADMINISTRATION CTR MANKATO MN 56001-6067	51-5986264-1	05/23/2017
	STATEMENT NUMBER	STATEMENT DATE
	545564546	05/08/2017
		AMOUNT DUE
		\$30,300.38

SERVICE ADDRESS: TRAFTON CHILLER SERVICE
103 MAYWOOD ST MANKATO, MN 56001

NEXT READ DATE: 06/02/17

ELECTRICITY SERVICE DETAILS

PREMISES NUMBER: 304221045
INVOICE NUMBER: 0671148317

METER READING INFORMATION

METER 12231842 - Multiplier x 700

Read Dates: 04/01/17 - 05/01/17 (30 Days)

DESCRIPTION	CURRENT READING	PREVIOUS READING	MEASURED USAGE	BILLED USAGE
Total Delivered by Xcel	9266 Actual	9258 Actual	8	5600 kWh
Reactive	5436 Actual	5420 Actual	16	11200 kVArh
Demand	Actual			14 kW
Adjusted Demand				28 kW
Billable Demand				56 kW
Power Factor Demand	44.72%			

ELECTRICITY CHARGES

RATE: General Service

DESCRIPTION	USAGE UNITS	RATE	CHARGE
Basic Service Chg			\$25.75
Energy Charge	5600 kWh	\$0.031080	\$174.05
Fuel Cost Charge	5600 kWh	\$0.026959	\$150.97
Demand Charge Winter	56 kW	\$9.060000	\$507.36
Affordability Chrg			\$2.79
Resource Adjustment			\$74.97
Interim Rate Adj			\$54.81
Subtotal			\$990.70
City Fees			\$223.00
Total			\$1,213.70
Premises Total			\$1,213.70

DAILY AVERAGES	Last Year	This Year
Temperature	49° F	50° F
Electricity kWh	200.0	186.7
Electricity Cost	\$43.86	\$40.46

INFORMATION ABOUT YOUR BILL

For an average non-demand customer, 72% of your bill refers to power plant costs, 12% to high voltage line costs, and 16% to the cost of local wires connected to your business. For an average demand-billed customer, 81% of your total bill refers to power plant costs, 12% to high voltage lines, and 7% to the cost of local wires connected to your business.

Utility Information



MAILING ADDRESS	ACCOUNT NUMBER	DUE DATE
MINNESOTA STATE UNIV MANKATO ACCOUNTS PAYABLE PO 194834 236 WIGLEY ADMINISTRATION CTR MANKATO MN 56001-6067	51-5986264-1	05/23/2017
	STATEMENT NUMBER	STATEMENT DATE
	545564546	05/08/2017
		AMOUNT DUE
		\$30,300.38

SERVICE ADDRESS: Residential Facilities Service
450 ELLIS AVE MANKATO, MN 56001

NEXT READ DATE: 06/02/17

ELECTRICITY SERVICE DETAILS

PREMISES NUMBER: 304250275

INVOICE NUMBER: 0671156264

METER READING INFORMATION

METER 12516865 - Multiplier x 1400

Read Dates: 04/01/17 - 05/01/17 (30 Days)

DESCRIPTION	CURRENT READING	PREVIOUS READING	MEASURED USAGE	BILLED USAGE
Total Delivered by Xcel	10669 Actual	10521 Actual	148	207200 kWh
Reactive	3164 Actual	3124 Actual	40	56000 kVArh
Demand	Actual			420 kW
Billable Demand				420 kW
Power Factor Demand	96.54%			

ELECTRICITY CHARGES

RATE: General Service

DESCRIPTION	USAGE UNITS	RATE	CHARGE
Basic Service Chg			\$25.75
Energy Charge	207200 kWh	\$0.031080	\$6,439.78
Fuel Cost Charge	207200 kWh	\$0.026959	\$5,585.84
Energy Chg Crd	39200 kWh	- \$0.014000	- \$548.80 CR
Demand Charge Winter	420 kW	\$9.060000	\$3,805.20
Affordability Chrg			\$2.79
Resource Adjustment			\$1,091.37
Interim Rate Adj			\$753.45
Subtotal			\$17,155.38
City Fees			\$223.00
Total			\$17,378.38

Premises Total

\$17,378.38

DAILY AVERAGES	Last Year	This Year
Temperature	49° F	50° F
Electricity kWh	7800.0	6906.7
Electricity Cost	\$642.42	\$579.28

INFORMATION ABOUT YOUR BILL

For an average non-demand customer, 72% of your bill refers to power plant costs, 12% to high voltage line costs, and 16% to the cost of local wires connected to your business. For an average demand-billed customer, 81% of your total bill refers to power plant costs, 12% to high voltage lines, and 7% to the cost of local wires connected to your business.

RECEIVED
MN STATE UNIV, MANKATO

MAY 15 2017

ACCOUNTS PAYABLE
BUSINESS OFFICE



MAILING ADDRESS	ACCOUNT NUMBER	DUE DATE
MINNESOTA STATE UNIV MANKATO ACCOUNTS PAYABLE PO 194834 236 WIGLEY ADMINISTRATION CTR MANKATO MN 56001-6067	51-5986264-1	05/23/2017
	STATEMENT NUMBER	STATEMENT DATE
	545564546	05/08/2017
		AMOUNT DUE
		\$30,300.38

OTHER RECURRING CHARGES DETAILS

INVOICE NUMBER: 671150294
ADDRESS: 135 STADIUM RD
MANKATO, MN 56001-4087

DESCRIPTION	USAGE UNITS	UNIT CHARGE	QTY	CHARGE
Install Number 162994 04/02/17 to 04/30/17 250 WATT HPS DIRECTIONAL CO OWN				
Auto Protective Lgt	441 kWh	\$12.62	5	\$63.10
Fuel Cost Charge				\$8.82
Resource Adjustment				\$1.41
Interim Rate Adj				\$4.89
Total				\$78.22

INVOICE NUMBER: 671150327
ADDRESS: 135 STADIUM RD
MANKATO, MN 56001-4087

DESCRIPTION	USAGE UNITS	UNIT CHARGE	QTY	CHARGE
Install Number 162995 04/02/17 to 04/30/17 250 WATT HPS AREA CO OWN				
Auto Protective Lgt	529 kWh	\$11.64	6	\$69.84
Fuel Cost Charge				\$10.57
Resource Adjustment				\$1.69
Interim Rate Adj				\$5.41
Total				\$87.51

INVOICE NUMBER: 671150361
ADDRESS: 135 STADIUM RD
MANKATO, MN 56001-4087

DESCRIPTION	USAGE UNITS	UNIT CHARGE	QTY	CHARGE
Install Number 162996 04/02/17 to 04/30/17 400 WATT HPS DIRECTIONAL CO OWN				
Auto Protective Lgt	138 kWh	\$16.12	1	\$16.12
Fuel Cost Charge				\$2.76
Resource Adjustment				\$0.44
Interim Rate Adj				\$1.25
Total				\$20.57

INVOICE NUMBER: 671150390
ADDRESS: 135 STADIUM RD
MANKATO, MN 56001-4087

DESCRIPTION	USAGE UNITS	UNIT CHARGE	QTY	CHARGE
Install Number 162997 04/02/17 to 04/30/17 250 WATT HPS AREA CO OWN				
Auto Protective Lgt	88 kWh	\$11.64	1	\$11.64
Fuel Cost Charge				\$1.76

Utility Information

Page 11 of 14



MAILING ADDRESS	ACCOUNT NUMBER	DUE DATE
MINNESOTA STATE UNIV MANKATO ACCOUNTS PAYABLE PO 194834 236 WIGLEY ADMINISTRATION CTR MANKATO MN 56001-6067	51-5986264-1	05/23/2017
	STATEMENT NUMBER	STATEMENT DATE
	545564546	05/08/2017
		AMOUNT DUE
		\$30,300.38

OTHER RECURRING CHARGES DETAILS

INVOICE NUMBER: 671150390
 ADDRESS: 135 STADIUM RD
 MANKATO, MN 56001-4087

DESCRIPTION	USAGE	UNITS	UNIT CHARGE	QTY	CHARGE
Resource Adjustment					\$0.28
Interim Rate Adj					\$0.90
Total					\$14.58

003719 6/7



05/08/2017

51-5986264-1

RECEIVED
 MN STATE UNIV, MANKATO
 MAY 15 2017
 ACCOUNTS PAYABLE
 BUSINESS OFFICE

IMPORTANT PHONE NUMBERS

Electric Emergencies:	1-800-895-1999	24 hours, 7 days a week
Natural Gas Emergencies:	1-800-895-2999	24 hours, 7 days a week
Residential Customer Service:*	1-800-895-4999	24 hours, 7 days a week
Business Solutions Center:*	1-800-481-4700	8am – 5pm, Mon – Fri
TTY/TTY	1-800-895-4949	24 hours, 7 days a week
Call Before You Dig	811	24 hours, 7 days a week

*Register any inquiry or complaint at the above.

IMPORTANT ADDRESSES

General Inquiries*	Payments
Xcel Energy	Xcel Energy
PO Box 8	PO Box 9477
Eau Claire, WI 54702-0008	Minneapolis, MN 55484-9477
xcelenergy.com	Please include stub for faster processing.

GENERAL INFORMATION**City Fees**

A fee some cities impose that Xcel Energy collects from customers and pays directly to the city.

Electronic Check Conversion

When you pay your bill by check, in most cases Xcel Energy will use your check information to make a one-time electronic debit from your checking account on the day we receive your check. There are no fees for this electronic conversion. In all other cases we will process your check.

Environmental Information

Fuels used to generate electricity have different costs, reliability and air emissions. For more information, contact Xcel Energy at 1-800-895-4999 or online at xcelenergy.com. You can also contact the Minnesota Department of Commerce at www.commerce.state.mn.us or the Minnesota Pollution Control Agency at www.pca.state.mn.us/programs/electricity.html.

Estimated Bills

Xcel Energy attempts to read meters each month. If no reading is taken, Xcel Energy estimates your month's bill based on your past use.

Governing Regulatory Agency

The Minnesota Public Utilities Commission regulates this utility and is available for mediation. MPUC: 121 7th Place E., Suite 350, St. Paul, MN 55101-2147 – www.puc.state.mn.us.

Late Payment Charge

Xcel Energy will assess a late payment charge on unpaid amounts two working days after the due date. The late payment charge is 1.5% monthly, or \$1, whichever is greater. No late payment charge will be assessed if the unpaid amount is less than \$10.

Payment Responsibility

If the name on the front of your bill is not that of a person or business who has payment responsibility, call Xcel Energy at 1-800-895-4999.

Further information is available to customers upon request.

ABOUT YOUR ELECTRIC RATES**Affordability Charge**

A surcharge to recover the costs of offering bill payment assistance and discount programs for low-income customers.

Basic Service Charge

Fixed monthly charge for certain fixed costs (metering, billing, maintenance, etc.)

Conservation Improvement Programs

Minnesota law requires Xcel Energy to invest in programs that help customers save energy.

Demand Charge

Charge to commercial and industrial customers for the fixed costs of the electric capacity required to meet the peak electric loads on Xcel Energy's system. The charge, which is adjusted seasonally, applies to the highest 15 minute kW demand during the billing period.

Energy Charge

Charge per kWh of electricity usage to recover the variable costs of producing energy.

Environmental Improvement Rider

Minnesota law allows Xcel Energy to recover the costs of significant environmental improvements at three of Xcel Energy's fossil fuel power plants.

Fuel Cost Charge

Charge per kWh to recover the costs of fuel needed to run Xcel Energy's generating plants, as well as the cost of purchasing energy from other suppliers.

kWh

One kilowatt-hour (kWh) is a unit of electrical usage. One kWh equals 1,000 watts of electricity used for one hour. This is enough electricity to light a 100-watt light bulb for 10 hours.

Mercury Cost Recovery

Minnesota law allows Xcel Energy to recover costs related to reducing Mercury emissions at two of Xcel Energy's fossil fuel power plants.

Renewable Development Fund

Minnesota law requires Xcel Energy to allocate money to support development of renewable energy projects and research and development of renewable energy technologies.

Renewable Energy Standard

Minnesota law allows Xcel Energy to recover the costs of new renewable generation.

Resource Adjustment

This includes costs related to: Conservation Improvement Programs, Mercury Cost Recovery, Renewable Development Fund, Renewable Energy Standard, State Energy Policy, Transmission Cost Recovery.

State Energy Policy

Minnesota law allows Xcel Energy to recover costs related to various energy policies approved by the Legislature.

Transmission Cost Recovery

Minnesota law allows Xcel Energy to recover costs associated with new investments in the electric transmission system necessary to deliver electric energy to customers.

Windsource*

Windsource is an optional program where you choose how much wind energy you would like to support. You can choose a fixed number of Windsource blocks (100 kWh each) or choose a 100% Windsource option.

ABOUT YOUR NATURAL GAS RATES**Basic Service Charge**

Monthly charge for certain fixed costs (metering, billing, maintenance, etc.)

Charge per therm

Charge to recover the cost of natural gas purchases from wholesale suppliers and delivered to Xcel Energy's distribution system via pipeline. This charge is adjusted each month.

Conservation Improvement Programs

Minnesota law requires Xcel Energy to invest in programs that help customers save energy.

Distribution Charge

Charge per therm that covers only the delivery costs of natural gas to a home or business through our distribution system. It does not include the charges for the natural gas itself.

Gas Affordability Program

A surcharge to recover the costs of offering a low-income customer co-pay program designed to reduce natural gas service disconnections. Billed to all non-interruptible customers.

Gas Utility Infrastructure Costs

Minnesota law allows Xcel Energy to recover MPUC-approved costs of assessments, modifications, and replacement of natural gas facilities as required to comply with state and federal pipeline safety programs.

Heat Content Adjustment

Corrects for variances in the heating capability of natural gas, and the adjustment varies monthly. The higher the heat content, the lower the volume of natural gas needed to provide the same heating.

New Area Service/Extension Surcharge

Monthly charge for extending natural gas service to areas where the cost would otherwise have been prohibitive under Company's present rates and service extension policy.

Pressure Correction Adjustment

Adjusts for variances in the amount of natural gas measured by different types of meters due to pressure differences in the natural gas delivered to a service.

Resource Adjustment

This includes costs related to Conservation Improvement Programs, Gas Utility Infrastructure Costs and State Energy Policy Rider.

State Energy Policy

Minnesota law allows Xcel Energy to recover costs related to various energy policies approved by the Legislature.

Therm

A therm is a unit of heating value equal to 100,000 British Thermal Units (BTUs). Since natural gas meters measure the volume of natural gas consumed in cubic feet, the Heat Content Adjustment is used to determine how much heat, in therms, is contained in the volume consumed.

PAYMENT OPTIONS

Standard Payment Options: (No fees apply)

- **My Account/eBill™** – View/pay your bill online, view energy usage and access account information.
- **Auto Pay** – Automatically pay your bill directly from your bank account.
- **Pay By Phone** – Make your payment by phone from your checking or savings account by calling 1-800-895-4999.
- **Pay By Mail** – Return the enclosed envelope and attached bill stub with your payment. Apply proper postage.

- **Online View and Pay** – View and pay your bills online through a third-party vendor.

Other Payment Options (Third-party fees will apply. Xcel Energy does not collect nor benefit from these fees.)

- **Credit/Debit Card Payment** – Use your credit or debit card either online or by calling 1-888-747-1523.
- **Pay Stations** – Pay your bill in-person at a location near you.

Learn more at xcelenergy.com/MyAccount

Utility Information



Does your cooling system help your business save?

Why consider a cooling upgrade?

Cooling systems have advanced significantly in design and efficiency. According to the U.S. Small Business Administration, today's air conditioners use 30 to 50 percent less energy to produce the same amount of cooling as air conditioners made in the mid-1970s. Even if your air conditioner is only 10 years old, you may save 20 percent on your cooling energy costs by replacing it with a newer, more efficient model.

(U.S. Small Business Administration, HVAC Systems, <https://www.sba.gov/content/hvac-systems>).

Use our rebates, save on up-front costs.

Our Cooling Efficiency rebates are available on a wide range of cooling upgrades designed to help you save on long-term energy costs and increase the comfort of your employees and customers.

Contact us to learn more.

To learn more about our Cooling Efficiency Rebate program, contact your account manager or an energy efficiency specialist at 855.839.8862. They can provide you with upgrade recommendations tailored to your business and walk you through the rebate process.

Snapshot of Cooling Efficiency Rebates

To learn more about product specifications, refer to the Cooling Efficiency Rebate application available at xcelenergy.com/Rebates.

Equipment replacement	Base rebate
Chillers* (air-cooled)	\$8/ton
Chillers* (water-cooled)	\$15/ton
DX Unit*	\$50/ton
Packaged Terminal Air Conditioner* (PTAC)	\$75/ton
Energy Recovery Ventilator	\$1/CFM for cooling \$1/CFM for heating
Rooftop Unit Economizer	\$20/ton
Plate and Frame Heat Exchanger	Custom rebate (preapproval required before purchase)
Water Source Heat Pump*	\$75/ton
Refrigeration	Base rebate
Anti-sweat Heater Controls	\$60/door
Close the Case Doors	\$50/linear foot (cooler) \$75/linear foot (freezer)
EC Motors	\$40 - \$70/motor
Zero Loss Energy Doors	\$100/door (cooler) \$150/door (freezer)

*Additional, incremental rebates are available on these products.

Note: Rebates are subject to full program eligibility, participation requirements and restrictions available at xcelenergy.com/Rebates.

Visit xcelenergy.com/Rebates for more information about our rebate programs.
Contact your Account Manager or an Energy Efficiency Specialist at 855.839.8862 with any questions.

xcelenergy.com | © 2017 Xcel Energy Inc. | Xcel Energy is a registered trademark of Xcel Energy Inc.

ACCOUNTS PAYABLE
BUSINESS OFFICE

003719 777

05/08/2017

51-5886264-1



NORTHERN STATES POWER COMPANY

194834 Page 1 of 16

MAILING ADDRESS	ACCOUNT NUMBER	DUE DATE
MINNESOTA STATE UNIV MANKATO ACCOUNTS PAYABLE PO 194834 238 WIGLEY ADMINISTRATION CTR MANKATO MN 56001-6067	51-5986264-1	03/08/2017
	STATEMENT NUMBER	STATEMENT DATE
	534021068	02/06/2017
		AMOUNT DUE
		\$182,536.06

QUESTIONS ABOUT YOUR BILL?

See our website: xcelenergy.com
 Email us at: Customerservice@xcelenergy.com
 Please Call: 1-800-481-4700
 Hearing Impaired: 1-800-895-4949
 Fax: 1-800-311-0050
 Or write us at: XCEL ENERGY
 PO BOX 8
 EAU CLAIRE WI 54702-0008

ACCOUNT BALANCE

Previous Balance	As of 01/02	\$182,916.70
Payment Received	Cash 01/31	-\$164,964.03 CR
	Cash 01/26	-\$17,952.67 CR
Balance Forward		\$0.00
Current Charges		\$182,324.65
Other Recurring Charges		\$211.41
Amount Due		\$182,536.06

PREMISES SUMMARY

PREMISES NUMBER	PREMISES IDENTIFIER	PREMISES DESCRIPTOR	CURRENT BILL
302425708	800 VAL IMM DR	CHILLER	\$5,922.48
302470608	500 HINIKER MILL RD	ANDREAS OBSERVATORY	\$100.13
303254484	1720 WARREN ST UNIT TRNCMP	VIKINGS TRAINING CAMP	\$46.61
303482079	800 VAL IMM DR	LOAD PROFILE Main Service	\$156,856.42
303680993	200 HINIKER MILL RD	Standeford Observatory	\$85.41
303842133	225 STADIUM RD	PARKING LOT LIGHTS	\$1,920.25
304221045	103 MAYWOOD ST	TRAFTON CHILLER SERVICE	\$1,219.20
304250275	450 ELLIS AVE	Residential Facilities Service	\$16,174.15
Total			\$182,324.65

RECEIVED
MN STATE UNIV, MANKATO

OTHER RECURRING CHARGES SUMMARY

DESCRIPTION	FEB 13 2017	CURRENT BILL
Auto Protective Lgt		\$211.41
Total	ACCOUNTS PAYABLE BUSINESS OFFICE	\$211.41

RETURN BOTTOM PORTION WITH YOUR PAYMENT • PLEASE DO NOT USE STAPLES, TAPE OR PAPER CLIPS




ACCOUNT NUMBER	DUE DATE	AMOUNT DUE	AMOUNT ENCLOSED
51-5986264-1	03/08/2017	\$182,536.06	

Please see the back of this bill for more information
regarding the late payment charge. Pay on or before the
date due to avoid assessment of a late payment charge.
Make your check payable to XCEL ENERGY

MARCH						
S	M	T	W	T	F	S
			1	2	3	4
5	6	7	8	9	10	11
12	13	14	15	16	17	18
19	20	21	22	23	24	25
26	27	28	29	30	31	

AB 02 002968 38438 B 15 A



MINNESOTA STATE UNIV MANKATO
ACCOUNTS PAYABLE PO 194834
238 WIGLEY ADMINISTRATION CTR
MANKATO MN 56001-6067

|||||
XCEL ENERGY
P.O. BOX 9477
MPLS MN 55484-9477

31 51030617 59862641 0001825360600018253606

2.13.17

Utility Information

Page 8 of 16



MAILING ADDRESS	ACCOUNT NUMBER		DUE DATE
MINNESOTA STATE UNIV MANKATO ACCOUNTS PAYABLE PO 194834 236 WIGLEY ADMINISTRATION CTR MANKATO MN 56001-6067	51-5986264-1		03/08/2017
	STATEMENT NUMBER	STATEMENT DATE	AMOUNT DUE
	534021068	02/06/2017	\$182,536.06

INFORMATION ABOUT YOUR BILL

Different fuel sources are used to generate electricity, and they produce different air emissions. For updated environmental information for the year ended 2015, go to: www.xcelenergy.com/MNRates, then go to Additional Resources, Bill Inserts and Brochures/Inside Your Electric Bill-Environmental Disclosure & Costs. If you don't have internet access, please contact us at 1-800-481-4700 and we can provide you with this information.

This month's Resource Adjustment includes an increase in the Transmission Cost Recovery Adjustment (TCR) which recovers the costs of transmission investments, including delivery of renewable energy sources to customers. The TCR portion of the Resource Adjustment is \$0.003503 per kWh for Residential Customers; \$0.003384 per kWh for Commercial (Non-Demand) customers; and \$1.017 per kW for Demand billed customers.

Thank you for your payment.

Convenience at your service - Pay your bills electronically-fast and easy with Electronic Funds Transfer. Call us at 1-800-481-4700 or visit us at www.xcelenergy.com.



Plug electronics into a power strip

Plugging electronics into a power strip provides an easy and convenient way to turn items on and off, helping your business use energy only when you need it.

Source: energystar.gov



MAILING ADDRESS	ACCOUNT NUMBER	DUE DATE
MINNESOTA STATE UNIV MANKATO ACCOUNTS PAYABLE PO 194834 236 WIGLEY ADMINISTRATION CTR MANKATO MN 56001-6067	51-5986264-1	03/08/2017
	STATEMENT NUMBER	STATEMENT DATE
	534021068	02/06/2017
		AMOUNT DUE
		\$182,536.06

SERVICE ADDRESS: CHILLER
800 VAL IMM DR MANKATO, MN 56001
NEXT READ DATE: 02/02/17

ELECTRICITY SERVICE DETAILS

PREMISES NUMBER: 302425708
INVOICE NUMBER: 0658030957

METER READING INFORMATION				
METER 14050961 - Multiplier x 700				
Read Dates: 12/01/16 - 01/02/17 (32 Days)				
DESCRIPTION	CURRENT READING	PREVIOUS READING	MEASURED USAGE	BILLED USAGE
Total Delivered by Xcel	9485 Actual	9479 Actual	6	4200 kWh
Reactive	5131 Actual	5131 Estimate	0	0 kVArh
On Pk Energy	4254 Actual	4253 Estimate	1	700 kWh
Off Pk Energy	5230 Actual	5225 Estimate	5	3500 kWh
Demand	Actual			14 kW
Billable Demand				14 kW
On Pk Demand	Actual			14 kW
Billable On Pk Demand				39 kW
Off Pk Demand	Actual			14 kW
Billable Off Pk Demand				945 kW
Power Factor On Pk Demand	100.00%			

ELECTRICITY CHARGES**RATE: General TOD Srvc**

DESCRIPTION	USAGE UNITS	RATE	CHARGE
Basic Service Chg			\$29.75
On-Peak Energy Chg	700 kWh	\$0.043890	\$30.72
Off-Peak Energy Ch	3500 kWh	\$0.021400	\$74.90
Fuel Cost Charge	700 kWh	\$0.030471	\$21.33
Fuel Cost Charge	3500 kWh	\$0.019126	\$66.94
On-Peak Demand ChWinte	39 kW	\$9.060000	\$353.34
Off-Peak Demand Ch	945 kW	\$1.500000	\$1,417.50
Affordability Chrg			\$2.79
Resource Adjustment			\$48.24
Interim Rate Adj			\$147.73
Subtotal			\$2,193.24
City Fees			\$223.00
Total			\$2,416.24

SERVICE ADDRESS: CHILLER
800 VAL IMM DR MANKATO, MN 56001
NEXT READ DATE: 03/06/17

ELECTRICITY SERVICE DETAILS

PREMISES NUMBER: 302425708
INVOICE NUMBER: 0658030962

METER READING INFORMATION				
METER 14050961 - Multiplier x 700				
Read Dates: 01/02/17 - 01/31/17 (29 Days)				
DESCRIPTION	CURRENT READING	PREVIOUS READING	MEASURED USAGE	BILLED USAGE
Total Delivered by Xcel	9500 Actual	9485 Actual	15	10500 kWh
Reactive	5131 Actual	5131 Actual	0	0 kVArh
On Pk Energy	4260 Actual	4254 Actual	6	4200 kWh
Off Pk Energy	5240 Actual	5230 Actual	10	7000 kWh
Demand	Actual			28 kW
Billable Demand				28 kW
On Pk Demand	Actual			28 kW
Billable On Pk Demand				109 kW
Off Pk Demand	Actual			14 kW
Billable Off Pk Demand				875 kW
Power Factor On Pk Demand	100.00%			

RECEIVED
MN STATE UNIV, MANKATO

FEB 13 2017

ACCOUNTS PAYABLE
BUSINESS OFFICE

Utility Information

Page 4 of 18



MAILING ADDRESS		ACCOUNT NUMBER	DUE DATE
MINNESOTA STATE UNIV MANKATO ACCOUNTS PAYABLE PO 194834 236 WIGLEY ADMINISTRATION CTR MANKATO MN 56001-6067		51-5986264-1	03/08/2017
		STATEMENT NUMBER	STATEMENT DATE
		534021068	02/06/2017
			AMOUNT DUE
			\$182,536.06

ELECTRICITY CHARGES

RATE: General TOD Srvc

DESCRIPTION	USAGE UNITS	RATE	CHARGE
Basic Service Chg			\$29.75
On-Peak Energy Chg	4200 kWh	\$0.043890	\$184.34
Off-Peak Energy Ch	7000 kWh	\$0.021400	\$149.80
Fuel Cost Charge	4200 kWh	\$0.032060	\$134.65
Fuel Cost Charge	7000 kWh	\$0.020120	\$140.84
On-Peak Demand ChWinte	109 kW	\$9.060000	\$987.54
Off-Peak Demand Ch	875 kW	\$1.500000	\$1,312.50
Affordability Chrg			\$2.79
Resource Adjustment			\$134.57
Interim Rate Adj			\$206.46
Subtotal			\$3,283.24
City Fees			\$223.00
Total			\$3,506.24
Premises Total			\$5,922.48

DAILY AVERAGES	Last Year	This Year
Temperature	17° F	20° F
Electricity kWh	1605.9	493.4
Electricity Cost	\$574.22	\$196.41

INFORMATION ABOUT YOUR BILL

For an average non-demand customer, 72% of your bill refers to power plant costs, 12% to high voltage line costs, and 16% to the cost of local wires connected to your business. For an average demand-billed customer, 81% of your total bill refers to power plant costs, 12% to high voltage lines, and 7% to the cost of local wires connected to your business.



Pop quiz

Dimmer switches can help bulbs last up to ____ times longer if dimmed to half the brightness. Install dimmers and motion sensors when possible to help your business save energy and money.

A: 5 B: 10 C: 20 D: 50

Answer: C



YOUR MONTHLY ELECTRICITY USAGE



DAILY AVERAGES	Last Year	This Year
Temperature	17° F	22° F
Electricity kWh	25.8	22.7
Electricity Cost	\$3.27	\$2.94

MAILING ADDRESS	ACCOUNT NUMBER	DUE DATE
MINNESOTA STATE UNIV MANKATO ACCOUNTS PAYABLE PO 194834 236 WIGLEY ADMINISTRATION CTR MANKATO MN 56001-6067	51-5986264-1	03/08/2017
	STATEMENT NUMBER	STATEMENT DATE
	534021068	02/06/2017
		AMOUNT DUE
		\$182,536.06

SERVICE ADDRESS: ANDREAS OBSERVATORY
800 HINIKER MILL RD MANKATO, MN 56001
NEXT READ DATE: 02/27/17

ELECTRICITY SERVICE DETAILS

PREMISES NUMBER: 302470608
INVOICE NUMBER: 0658030963

METER READING INFORMATION			
METER 60843607	Read Dates: 12/21/16 - 01/24/17 (34 Days)		
DESCRIPTION	CURRENT READING	PREVIOUS READING	USAGE
Total Delivered by Xcel	57408 Actual	56635 Actual	773 kWh

ELECTRICITY CHARGES

RATE: Sm Gen Svc (Metered)

DESCRIPTION	USAGE UNITS	RATE	CHARGE
Basic Service Chg			\$10.00
Energy Charge Winter	773 kWh	\$0.074320	\$57.45
Fuel Cost Charge	773 kWh	\$0.026016	\$20.11
Affordability Chrg			\$0.97
Resource Adjustment			\$4.82
Interim Rate Adj			\$5.23
Subtotal			\$98.58
City Fees			\$1.55
Total			\$100.13
Premises Total			\$100.13

INFORMATION ABOUT YOUR BILL

For an average non-demand customer, 72% of your bill refers to power plant costs, 12% to high voltage line costs, and 16% to the cost of local wires connected to your business. For an average demand-billed customer, 81% of your total bill refers to power plant costs, 12% to high voltage lines, and 7% to the cost of local wires connected to your business.



Pop quiz

Dimmer switches can help bulbs last up to _____ times longer if dimmed to half the brightness. Install dimmers and motion sensors when possible to help your business save energy and money.

A: 5 B: 10 C: 20 D: 50

Answer: C

RECEIVED
MN STATE UNIV, MANKATO

FEB 13 2017

ACCOUNTS PAYABLE
BUSINESS OFFICE

Utility Information

* Page 6 of 16



MAILING ADDRESS	ACCOUNT NUMBER	DUE DATE
MINNESOTA STATE UNIV MANKATO ACCOUNTS PAYABLE PO 194834 236 WIGLEY ADMINISTRATION CTR MANKATO MN 56001-6067	51-5986264-1	03/08/2017
	STATEMENT NUMBER	STATEMENT DATE
	534021068	02/06/2017
		AMOUNT DUE
		\$182,536.06

SERVICE ADDRESS: VIKINGS TRAINING CAMP
1720 WARREN ST UNIT TRNCMP MANKATO, MN 56001
NEXT READ DATE: 02/27/17

ELECTRICITY SERVICE DETAILS

PREMISES NUMBER: 303254484
INVOICE NUMBER: 0658030964

METER READING INFORMATION**METER 10022931 - Multiplier x 40**

Read Dates: 12/21/16 - 01/24/17 (34 Days)

DESCRIPTION	CURRENT READING	PREVIOUS READING	MEASURED USAGE	BILLED USAGE
Total Delivered by Xcel	2255 Actual	2255 Actual	0	0 kWh
Reactive	4978 Actual	4978 Actual	0	0 kVArh
Demand	Actual			0 kW
Billable Demand				0 kW

ELECTRICITY CHARGES**RATE: General Service**

DESCRIPTION	USAGE UNITS	RATE	CHARGE
Basic Service Chg			\$25.75
Energy Charge	0 kWh	\$0.032010	\$0.00
Fuel Cost Charge	0 kWh	\$0.023930	\$0.00
Demand Charge Winter	0 kW	\$9.960000	\$0.00
Affordability Chrg			\$2.36
Resource Adjustment			\$0.00
Interim Rate Adj			\$2.00
Subtotal			\$30.11
City Fees			\$16.50
Total			\$46.61
Premises Total			\$46.61

DAILY AVERAGES	Last Year	This Year
Temperature	17° F	22° F
Electricity kWh	0.0	0.0
Electricity Cost	\$1.31	\$1.37

INFORMATION ABOUT YOUR BILL

For an average non-demand customer, 72% of your bill refers to power plant costs, 12% to high voltage line costs, and 16% to the cost of local wires connected to your business. For an average demand-billed customer, 81% of your total bill refers to power plant costs, 12% to high voltage lines, and 7% to the cost of local wires connected to your business.



MAILING ADDRESS		ACCOUNT NUMBER	DUE DATE
MINNESOTA STATE UNIV MANKATO ACCOUNTS PAYABLE PO 194834 236 WIGLEY ADMINISTRATION CTR MANKATO MN 56001-6067		51-5986264-1	03/08/2017
		STATEMENT NUMBER	STATEMENT DATE
		534021068	02/06/2017
			AMOUNT DUE
			\$182,536.06

SERVICE ADDRESS: LOAD PROFILE Main Service
800 VAL IMM DR MANKATO, MN 56001
NEXT READ DATE: 03/06/17

ELECTRICITY SERVICE DETAILS

PREMISES NUMBER: 303482079
INVOICE NUMBER: 0658030965

METER READING INFORMATION**CONTRIBUTING METER 17091087 - Multiplier x 2800**

Read Dates: 01/01/17 - 01/31/17 (30 Days)

DESCRIPTION	CURRENT READING	PREVIOUS READING	MEASURED USAGE	BILLED USAGE
Measured Readings				
Total Delivered by Xcel	2 Actual	2 Actual	0	0 kWh
Reactive	0 Actual	0 Actual	0	0 kVArh
Interval Usage				
Total Contributing Energy	24 Actual	Actual	24	24 kWh
Contributing On Pk Energy	9 Actual	Actual	9	9 kWh
Contributing Off Pk Energy	15 Actual	Actual	15	15 kWh
Contributing Reactive Energy	0 Actual	Actual	0	0 kVArh
Contributing Demand	Actual			1 kW
Contributing On Pk Demand	Actual			1 kW
Contributing Off Pk Demand	Actual			1 kW

METER READING INFORMATION**CONTRIBUTING METER 17091085 - Multiplier x 2800**

Read Dates: 01/01/17 - 01/31/17 (30 Days)

DESCRIPTION	CURRENT READING	PREVIOUS READING	MEASURED USAGE	BILLED USAGE
Measured Readings				
Total Delivered by Xcel	14406 Actual	13957 Actual	449	1257200 kWh
Reactive	5817 Actual	5630 Actual	187	523600 kVArh
Interval Usage				
Total Contributing Energy	1256196 Actual	Actual	1256196	1256196 kWh
Contributing On Pk Energy	493811 Actual	Actual	493811	493811 kWh
Contributing Off Pk Energy	762385 Actual	Actual	762385	762385 kWh
Contributing Reactive Energy	522089 Actual	Actual	522089	522089 kVArh
Contributing Demand	Actual			2370 kW
Contributing On Pk Demand	Actual			2370 kW
Contributing Off Pk Demand	Actual			2165 kW

METER READING INFORMATION**TOTALIZED METER 17091088 - Multiplier x 2800**

Read Dates: 01/01/17 - 01/31/17 (30 Days)

DESCRIPTION	CURRENT READING	PREVIOUS READING	MEASURED USAGE	BILLED USAGE
Measured Readings				
Total Delivered by Xcel	10070 Actual	9727 Actual	343	960400 kWh
Reactive	2848 Actual	2749 Actual	99	277200 kVArh
Interval Usage				
Total Contributing Energy	959593 Actual	Actual	959593	959593 kWh
Contributing On Pk Energy	393306 Actual	Actual	393306	393306 kWh
Contributing Off Pk Energy	566286 Actual	Actual	566286	566286 kWh
Contributing Reactive Energy	275564 Actual	Actual	275564	275564 kVArh
Contributing Demand	Actual			1851 kW
Contributing On Pk Demand	Actual			1851 kW
Contributing Off Pk Demand	Actual			1742 kW
Total Energy	2215813 Actual	Actual	2215813	2215813 kWh
On Pk Energy	887126 Actual	Actual	887126	887126 kWh
Off Pk Energy	1328686 Actual	Actual	1328686	1328686 kWh
Reactive Energy	797653 Actual	Actual	797653	797653 kVArh
Firm Demand	Actual			0 kW
Interrupt Demand	Actual			4181 kW
Demand	Actual			4181 kW
Billable Demand				4181 kW
On Pk Demand	Actual			4181 kW

RECEIVED
MN STATE UNIV, MANKATO

FEB 13 2017

ACCOUNTS PAYABLE
BUSINESS OFFICE

002968 4/8

02/06/2017

51-5986264-1

Utility Information

Page 8 of 16



MAILING ADDRESS		ACCOUNT NUMBER	DUE DATE
MINNESOTA STATE UNIV MANKATO ACCOUNTS PAYABLE PO 194834 236 WIGLEY ADMINISTRATION CTR MANKATO MN 56001-6067		51-5986264-1	03/08/2017
		STATEMENT NUMBER	STATEMENT DATE
		534021068	02/06/2017
			AMOUNT DUE
			\$182,536.06

METER READING INFORMATION				
TOTALIZED METER 17091088 - Multiplier x 2800			Read Dates: 01/01/17 - 01/31/17 (30 Days)	
DESCRIPTION	CURRENT READING	PREVIOUS READING	MEASURED USAGE	BILLED USAGE
Billable On Pk Demand				4181 kW
Off Pk Demand	Actual			3862 kW
Billable Off Pk Demand				0 kW
Power Factor On Pk Demand	94.09%			

ELECTRICITY CHARGES		RATE: Peak Control TOD	
DESCRIPTION	USAGE UNITS	RATE	CHARGE
Basic Service Chrg			\$55.00
On-Peak Energy	887126 kWh	\$0.043890	\$38,935.96
Off-Peak Energy	1328686 kWh	\$0.021400	\$28,433.88
Fuel Cost Charge	887126 kWh	\$0.032060	\$28,441.26
Fuel Cost Charge	1328686 kWh	\$0.020120	\$26,733.16
Energy Chg Crd	543413 kWh	- \$0.014000	- \$7,607.78 CR
Firm On Pk Demand/Winter	0 kW	\$9.060000	\$0.00
Off Peak Demand	0 kW	\$1.500000	\$0.00
Cntl On Pk Demand	4181 kW	\$5.800000	\$24,249.80
Affordability Chrg			\$2.79
Resource Adjustment			\$10,874.16
Interim Rate Adj			\$6,515.19
Subtotal			\$156,633.42
City Fees			\$223.00
Total			\$156,856.42

Meter 17091088 Predetermined Demand Level 0

Premises Total **\$156,856.42**

DAILY AVERAGES	Last Year	This Year
Temperature	17° F	21° F
Electricity kWh	78198.7	73860.4
Electricity Cost	\$5,754.05	\$5,228.55

INFORMATION ABOUT YOUR BILL

For an average non-demand customer, 72% of your bill refers to power plant costs, 12% to high voltage line costs, and 16% to the cost of local wires connected to your business. For an average demand-billed customer, 81% of your total bill refers to power plant costs, 12% to high voltage lines, and 7% to the cost of local wires connected to your business.



YOUR MONTHLY ELECTRICITY USAGE



DAILY AVERAGES	Last Year	This Year
Temperature	17° F	22° F
Electricity kWh	23.0	18.9
Electricity Cost	\$2.85	\$2.51

MAILING ADDRESS	ACCOUNT NUMBER	DUE DATE
MINNESOTA STATE UNIV MANKATO ACCOUNTS PAYABLE PO 194834 236 WIGLEY ADMINISTRATION CTR MANKATO MN 56001-8057	51-5986264-1	03/08/2017
	STATEMENT NUMBER	STATEMENT DATE
	534021068	02/06/2017
		AMOUNT DUE
		\$182,536.06

SERVICE ADDRESS: Standeford Observatory
200 HINIKER MILL RD MANKATO, MN 56001
NEXT READ DATE: 02/27/17

ELECTRICITY SERVICE DETAILS

PREMISES NUMBER: 303680993
INVOICE NUMBER: 0658030966

METER READING INFORMATION			
METER 00425587	Read Dates: 12/21/16 - 01/24/17 (34 Days)		
DESCRIPTION	CURRENT READING	PREVIOUS READING	USAGE
Total Delivered by Xcel	25318 Actual	24676 Actual	642 kWh

ELECTRICITY CHARGES

RATE: Sm Gen Svc (Metered)

DESCRIPTION	USAGE UNITS	RATE	CHARGE
Basic Service Chg			\$10.00
Energy Charge Winter	642 kWh	\$0.074320	\$47.71
Fuel Cost Charge	642 kWh	\$0.026012	\$16.70
Affordability Chrg			\$0.97
Resource Adjustment			\$4.00
Interim Rate Adj			\$4.48
Subtotal			\$83.86
City Fees			\$1.55
Total			\$85.41

Premises Total

\$85.41

INFORMATION ABOUT YOUR BILL

For an average non-demand customer, 72% of your bill refers to power plant costs, 12% to high voltage line costs, and 16% to the cost of local wires connected to your business. For an average demand-billed customer, 81% of your total bill refers to power plant costs, 12% to high voltage lines, and 7% to the cost of local wires connected to your business.



Pop quiz

Dimmer switches can help bulbs last up to _____ times longer if dimmed to half the brightness. Install dimmers and motion sensors when possible to help your business save energy and money.

A: 5 B: 10 C: 20 D: 50

Answer: C

RECEIVED
MN STATE UNIV, MANKATO

FEB 13 2017

ACCOUNTS PAYABLE
BUSINESS OFFICE

21081

002968 5/8



02/06/2017

51-5986264-1

Utility Information

Page 10 of 16



21081

DAILY AVERAGES	Last Year	This Year
Temperature	17° F	22° F
Electricity kWh	629.7	602.1
Electricity Cost	\$55.53	\$53.21

MAILING ADDRESS	ACCOUNT NUMBER	DUE DATE
MINNESOTA STATE UNIV MANKATO ACCOUNTS PAYABLE PO 194834 236 WIGLEY ADMINISTRATION CTR MANKATO MN 56001-6067	51-5986264-1	03/08/2017
	STATEMENT NUMBER	STATEMENT DATE
	534021068	02/06/2017
		AMOUNT DUE
		\$182,536.06

SERVICE ADDRESS: PARKING LOT LIGHTS
225 STADIUM RD MANKATO, MN 56001-4928

NEXT READ DATE: 02/27/17

ELECTRICITY SERVICE DETAILS

PREMISES NUMBER: 303842133
INVOICE NUMBER: 0658030968

METER READING INFORMATION			
METER 7824469	Read Dates: 12/21/16 - 01/24/17 (34 Days)		
DESCRIPTION	CURRENT READING	PREVIOUS READING	USAGE
Total Energy	24245 Actual	3772 Actual	20473 kWh
On Pk Energy	15076 Actual	10738 Actual	4338 kWh
Off Pk Energy	9169 Actual	93034 Actual	16135 kWh
Demand	Actual		58.12 kW
Billable Demand			58 kW
On Pk Demand	Actual		53.56 kW
Billable On Pk Demand			54 kW
Off Pk Demand	Actual		58.12 kW
Billable Off Pk Demand			4 kW

ELECTRICITY CHARGES**RATE: General TOD Srvc**

DESCRIPTION	USAGE UNITS	RATE	CHARGE
Basic Service Chg			\$29.75
On-Peak Energy Chg	4338 kWh	\$0.044820	\$194.43
Off-Pk Energy Chg	16135 kWh	\$0.022330	\$360.29
Fuel Cost Charge	4338 kWh	\$0.031563	\$136.92
Fuel Cost Charge	16135 kWh	\$0.019808	\$319.60
Off-Pk Demand Chg	4 kW	\$2.400000	\$9.60
On-Pk Dmnd Chg Winter	54 kW	\$9.960000	\$537.84
Affordability Chrg			\$2.79
Resource Adjustment			\$113.61
Interim Rate Adj			\$87.72
Subtotal			\$1,792.55
City Fees			\$16.50
Total			\$1,809.05

OTHER RECURRING CHARGES DETAILS

DESCRIPTION	CHARGE
Invoice Number 658030967 225 STADIUM RD	
12/25/16 to 01/23/17 MANKATO, MN 56001-4928	
ODL St Light Maintenanc	\$111.20
Total	\$111.20
Premises Total	\$1,920.25

INFORMATION ABOUT YOUR BILL

For an average non-demand customer, 72% of your bill refers to power plant costs, 12% to high voltage line costs, and 16% to the cost of local wires connected to your business. For an average demand-billed customer, 81% of your total bill refers to power plant costs, 12% to high voltage lines, and 7% to the cost of local wires connected to your business.



MAILING ADDRESS	ACCOUNT NUMBER	DUE DATE
MINNESOTA STATE UNIV MANKATO ACCOUNTS PAYABLE PO 194834 236 WIGLEY ADMINISTRATION CTR MANKATO MN 56001-6067	51-5986264-1	03/08/2017
	STATEMENT NUMBER	STATEMENT DATE
	534021068	02/06/2017
		AMOUNT DUE
		\$182,536.06

SERVICE ADDRESS: TRAFTON CHILLER SERVICE
103 MAYWOOD ST MANKATO, MN 56001
NEXT READ DATE: 03/08/17

ELECTRICITY SERVICE DETAILS

PREMISES NUMBER: 304221045
INVOICE NUMBER: 0658030969

METER READING INFORMATION				
METER 12231842 - Multiplier x 700			Read Dates: 01/02/17 - 01/31/17 (29 Days)	
DESCRIPTION	CURRENT READING	PREVIOUS READING	MEASURED USAGE	BILLED USAGE
Total Delivered by Xcel	9241 Actual	9233 Actual	8	5600 kWh
Reactive	5385 Actual	5387 Actual	18	12600 kVAh
Demand	Actual			28 kW
Adjusted Demand				62 kW
Billable Demand				58 kW
Power Factor Demand	40.81%			

ELECTRICITY CHARGES

RATE: General Service

DESCRIPTION	USAGE UNITS	RATE	CHARGE
Basic Service Chg			\$25.75
Energy Charge	5600 kWh	\$0.031080	\$174.05
Fuel Cost Charge	5600 kWh	\$0.025260	\$141.46
Demand Charge Winter	58 kW	\$9.060000	\$525.48
Affordability Chrg			\$2.79
Resource Adjustment			\$70.46
Interim Rate Adj			\$56.21
Subtotal			\$996.20
City Fees			\$223.00
Total			\$1,219.20

Premises Total \$1,219.20

DAILY AVERAGES	Last Year	This Year
Temperature	17° F	20° F
Electricity kWh	186.7	193.1
Electricity Cost	\$40.26	\$42.04

INFORMATION ABOUT YOUR BILL

For an average non-demand customer, 72% of your bill refers to power plant costs, 12% to high voltage line costs, and 16% to the cost of local wires connected to your business. For an average demand-billed customer, 81% of your total bill refers to power plant costs, 12% to high voltage lines, and 7% to the cost of local wires connected to your business.

RECEIVED
MN STATE UNIV, MANKATO

FEB 13 2017

ACCOUNTS PAYABLE
BUSINESS OFFICE

Utility Information

Page 12 of 16



MAILING ADDRESS	ACCOUNT NUMBER	DUE DATE
MINNESOTA STATE UNIV MANKATO ACCOUNTS PAYABLE PO 194834 236 WIGLEY ADMINISTRATION CTR MANKATO MN 56001-6067	51-5986264-1	03/08/2017
	STATEMENT NUMBER	STATEMENT DATE
	534021068	02/06/2017
		AMOUNT DUE
		\$182,536.06

SERVICE ADDRESS: Residential Facilities Service
450 ELLIS AVE MANKATO, MN 56001

NEXT READ DATE: 03/06/17

ELECTRICITY SERVICE DETAILS

PREMISES NUMBER: 304250275

INVOICE NUMBER: 0658030970

METER READING INFORMATION				
METER 12516865 - Multiplier x 1400			Read Dates: 01/02/17 - 01/31/17 (29 Days)	
DESCRIPTION	CURRENT READING	PREVIOUS READING	MEASURED USAGE	BILLED USAGE
Total Delivered by Xcel	10238 Actual	10101 Actual	137	191800 kWh
Reactive	3045 Actual	3007 Actual	38	53200 kVarh
Demand	Actual			420 kW
Billable Demand				420 kW
Power Factor Demand	96.36%			

ELECTRICITY CHARGES

RATE: General Service

DESCRIPTION	USAGE UNITS	RATE	CHARGE
Basic Service Chg			\$25.75
Energy Charge	191800 kWh	\$0.031080	\$5,961.14
Fuel Cost Charge	191800 kWh	\$0.025260	\$4,844.87
Energy Chg Crd	29260 kWh	- \$0.014000	- \$409.64 CR
Demand Charge Winter	420 kW	\$9.060000	\$3,805.20
Affordability Chrg			\$2.79
Resource Adjustment			\$993.90
Interim Rate Adj			\$727.14
Subtotal			\$15,951.15
City Fees			\$223.00
Total			\$16,174.15

Premises Total **\$16,174.15**

DAILY AVERAGES	Last Year	This Year
Temperature	17° F	20° F
Electricity kWh	6906.7	6613.8
Electricity Cost	\$593.28	\$557.73

INFORMATION ABOUT YOUR BILL

For an average non-demand customer, 72% of your bill refers to power plant costs, 12% to high voltage line costs, and 16% to the cost of local wires connected to your business. For an average demand-billed customer, 81% of your total bill refers to power plant costs, 12% to high voltage lines, and 7% to the cost of local wires connected to your business.



MAILING ADDRESS	ACCOUNT NUMBER	DUE DATE
MINNESOTA STATE UNIV MANKATO ACCOUNTS PAYABLE PO 194834 236 WIGLEY ADMINISTRATION CTR MANKATO MN 56001-6067	51-5986264-1	03/08/2017
	STATEMENT NUMBER	STATEMENT DATE
	534021068	02/06/2017
		AMOUNT DUE
		\$182,536.06

OTHER RECURRING CHARGES DETAILS

INVOICE NUMBER: 658030958
ADDRESS: 135 STADIUM RD
MANKATO, MN 56001-4087

DESCRIPTION	USAGE UNITS	UNIT CHARGE	QTY	CHARGE
Install Number 162994 01/02/17 to 01/30/17 250 WATT HPS DIRECTIONAL CO OWN				
Auto Protective Lgt	642 kWh	\$12.62	5	\$63.10
Fuel Cost Charge				\$12.04
Resource Adjustment				\$2.05
Interim Rate Adj				\$4.89
Total				\$82.08

INVOICE NUMBER: 658030959
ADDRESS: 135 STADIUM RD
MANKATO, MN 56001-4087

DESCRIPTION	USAGE UNITS	UNIT CHARGE	QTY	CHARGE
Install Number 162995 01/02/17 to 01/30/17 250 WATT HPS AREA CO OWN				
Auto Protective Lgt	770 kWh	\$11.64	6	\$69.84
Fuel Cost Charge				\$14.45
Resource Adjustment				\$2.47
Interim Rate Adj				\$5.41
Total				\$92.17

INVOICE NUMBER: 658030960
ADDRESS: 135 STADIUM RD
MANKATO, MN 56001-4087

DESCRIPTION	USAGE UNITS	UNIT CHARGE	QTY	CHARGE
Install Number 162996 01/02/17 to 01/30/17 400 WATT HPS DIRECTIONAL CO OWN				
Auto Protective Lgt	202 kWh	\$16.12	1	\$16.12
Fuel Cost Charge				\$3.79
Resource Adjustment				\$0.65
Interim Rate Adj				\$1.25
Total				\$21.81

INVOICE NUMBER: 658030961
ADDRESS: 135 STADIUM RD
MANKATO, MN 56001-4087

DESCRIPTION	USAGE UNITS	UNIT CHARGE	QTY	CHARGE
Install Number 162997 01/02/17 to 01/30/17 250 WATT HPS AREA CO OWN				
Auto Protective Lgt	128 kWh	\$11.64	1	\$11.64
Fuel Cost Charge				\$2.40

RECEIVED
MN STATE UNIV, MANKATO

FEB 13 2017

ACCOUNTS PAYABLE
BUSINESS OFFICE

21080

002968 7/8

02/06/2017

51-5986264-1

Utility Information



MAILING ADDRESS		ACCOUNT NUMBER	DUE DATE
MINNESOTA STATE UNIV MANKATO ACCOUNTS PAYABLE PO 194834 236 WIGLEY ADMINISTRATION CTR MANKATO MN 56001-6067		51-5986264-1	03/08/2017
		STATEMENT NUMBER	STATEMENT DATE
		534021068	02/06/2017
			AMOUNT DUE
			\$182,536.06

OTHER RECURRING CHARGES DETAILS

INVOICE NUMBER: 658030961
ADDRESS: 135 STADIUM RD
MANKATO, MN 56001-4087

DESCRIPTION	USAGE UNITS	UNIT		CHARGE
		CHARGE	QTY	
Resource Adjustment				\$0.41
Interim Rate Adj				\$0.90
Total				\$15.35



MAILING ADDRESS		ACCOUNT NUMBER	DUE DATE
MINNESOTA STATE UNIV MANKATO ACCOUNTS PAYABLE PO 194834 236 WIGLEY ADMINISTRATION CTR MANKATO MN 56001-6067		51-5986264-1	03/08/2017
		STATEMENT NUMBER	STATEMENT DATE
		534021068	02/06/2017
			AMOUNT DUE
			\$182,536.06



The right mix

We are always working to deliver energy that is safe, clean, reliable and affordable. It's a balancing act. Learn more in our annual Corporate Responsibility Report at xcelenergy.com/CorporateResponsibility.

Add Energy Efficiency to your 2017 To-Do List

Start the New Year off right. It's time to save money where you can, and start fresh this year, by making energy efficiency a priority for your business. Reduce your energy usage by using our rebate programs and energy-saving tips, which will lead to reduced energy bills. Simple changes can amount to big savings, so get started today.

Visit xcelenergy.com to learn more ways to save energy costs for your business.

002966 8/8



Be aware of scams

If someone calls threatening to turn off your power due to an unpaid balance and asks you to pay with a prepaid or reloadable card, hang up the phone immediately. You may also be approached by people claiming to be with Xcel Energy and needing to do work at your business. Ask for Xcel Energy identification, and please, check with us if you're still not sure. Call us anytime at **800.481.4700**. Don't let imposters steal your money.

RECEIVED
MN STATE UNIV, MANKATO

FEB 13 2017

ACCOUNTS PAYABLE
BUSINESS OFFICE

02/06/2017

51-5986264-1

Utility Information

Electric Emergencies:	1-800-895-1999	24 hours, 7 days a week
Natural Gas Emergencies:	1-800-895-2999	24 hours, 7 days a week
Residential Customer Service:*	1-800-895-4999	24 hours, 7 days a week
Business Solutions Center:*	1-800-481-4700	8am – 5pm, Mon – Fri
TTD/TTY	1-800-895-4949	24 hours, 7 days a week
Call Before You Dig	811	24 hours, 7 days a week

General Inquiries*

Xcel Energy
PO Box 8
Eau Claire, WI 54702-0008
xcelenergy.com

Payments

Xcel Energy
PO Box 9477
Minneapolis, MN 55484-9477
Please include stub for faster processing.

*Register any inquiry or complaint at the above.

City Fees

A fee some cities impose that Xcel Energy collects from customers and pays directly to the city.

Electronic Check Conversion

When you pay your bill by check, in most cases Xcel Energy will use your check information to make a one-time electronic debit from your checking account on the day we receive your check. There are no fees for this electronic conversion. In all other cases we will process your check.

Environmental Information

Fuels used to generate electricity have different costs, reliability and air emissions. For more information, contact Xcel Energy at 1-800-895-4999 or online at xcelenergy.com. You can also contact the Minnesota Department of Commerce at www.commerce.state.mn.us or the Minnesota Pollution Control Agency at www.pca.state.mn.us/programs/electricity.html.

Estimated Bills

Xcel Energy attempts to read meters each month. If no reading is taken, Xcel Energy estimates your month's bill based on your past use.

Governing Regulatory Agency

The Minnesota Public Utilities Commission regulates this utility and is available for mediation. MPUC: 121 7th Place E., Suite 350, St. Paul, MN 55101-2147 – www.puc.state.mn.us.

Late Payment Charge

Xcel Energy will assess a late payment charge on unpaid amounts two working days after the due date. The late payment charge is 1.5% monthly, or \$1, whichever is greater. No late payment charge will be assessed if the unpaid amount is less than \$10.

Payment Responsibility

If the name on the front of your bill is not that of a person or business who has payment responsibility, call Xcel Energy at 1-800-895-4999.

Further information is available to customers upon request.

Affordability Charge

A surcharge to recover the costs of offering bill payment assistance and discount programs for low-income customers.

Basic Service Charge

Fixed monthly charge for certain fixed costs (metering, billing, maintenance, etc.)

Conservation Improvement Programs

Minnesota law requires Xcel Energy to invest in programs that help customers save energy.

Demand Charge

Charge to commercial and industrial customers for the fixed costs of the electric capacity required to meet the peak electric loads on Xcel Energy's system. The charge, which is adjusted seasonally, applies to the highest 15 minute kW demand during the billing period.

Energy Charge

Charge per kWh of electricity usage to recover the variable costs of producing energy.

Environmental Improvement Rider

Minnesota law allows Xcel Energy to recover the costs of significant environmental improvements at three of Xcel Energy's fossil fuel power plants.

Fuel Cost Charge

Charge per kWh to recover the costs of fuel needed to run Xcel Energy's generating plants, as well as the cost of purchasing energy from other suppliers.

kWh

One kilowatt-hour (kWh) is a unit of electrical usage. One kWh equals 1,000 watts of electricity used for one hour. This is enough electricity to light a 100-watt light bulb for 10 hours.

Mercury Cost Recovery

Minnesota law allows Xcel Energy to recover costs related to reducing Mercury emissions at two of Xcel Energy's fossil fuel power plants.

Renewable Development Fund

Minnesota law requires Xcel Energy to allocate money to support development of renewable energy projects and research and development of renewable energy technologies.

Renewable Energy Standard

Minnesota law allows Xcel Energy to recover the costs of new renewable generation.

Resource Adjustment

This includes costs related to: Conservation Improvement Programs, Mercury Cost Recovery, Renewable Development Fund, Renewable Energy Standard, State Energy Policy, Transmission Cost Recovery.

State Energy Policy

Minnesota law allows Xcel Energy to recover costs related to various energy policies approved by the Legislature.

Transmission Cost Recovery

Minnesota law allows Xcel Energy to recover costs associated with new investments in the electric transmission system necessary to deliver electric energy to customers.

Windsource®

Windsource is an optional program where you choose how much wind energy you would like to support. You can choose a fixed number of Windsource blocks (100 kWh each) or choose a 100% Windsource option.

Basic Service Charge

Monthly charge for certain fixed costs (metering, billing, maintenance, etc.)

Charge per therm

Xcel Energy's distribution system via pipeline. This charge is adjusted each month.

Conservation Improvement Programs

Minnesota law requires Xcel Energy to invest in programs that help customers save energy.

Distribution Charge

Charge per therm that covers only the delivery costs of natural gas to a home or business through our distribution system. It does not include the charges for the natural gas itself.

Gas Affordability Program

A surcharge to recover the costs of offering a low-income customer co-pay program designed to reduce natural gas service disconnections. Billed to all non-interruptible customers.

Gas Utility Infrastructure Costs

Minnesota law allows Xcel Energy to recover MPUC-approved costs of assessments, modifications, and replacement of natural gas facilities as required to comply with state and federal pipeline safety programs.

Heat Content Adjustment

Corrects for variances in the heating capability of natural gas, and the adjustment varies monthly. The higher the heat content, the lower the volume of natural gas needed to provide the same heating.

Monthly charge for extending natural gas service to areas where the cost would otherwise have been prohibitive under Company's present rates and service extension policy.

Pressure Correction Adjustment

Adjusts for variances in the amount of natural gas measured by different types of meters due to pressure differences in the natural gas delivered to a service.

Resource Adjustment

This includes costs related to Conservation Improvement Programs, Gas Utility Infrastructure Costs and State Energy Policy Rider.

State Energy Policy

Minnesota law allows Xcel Energy to recover costs related to various energy policies approved by the Legislature.

Therm

A therm is a unit of heating value equal to 100,000 British Thermal Units (BTUs). Since natural gas meters measure the volume of natural gas consumed in cubic feet, the Heat Content Adjustment is used to determine how much heat, in therms, is contained in the volume consumed.

Standard Payment Options: (No fees apply)

- **My Account/eBill™** – View/pay your bill online, view energy usage and access account information.
- **Auto Pay** – Automatically pay your bill directly from your bank account.
- **Pay By Phone** – Make your payment by phone from your checking or savings account by calling 1-800-895-4999.
- **Pay By Mail** – Return the enclosed envelope and attached bill stub with your payment. Apply proper postage.

- **Online View and Pay** – View and pay your bills online through a third-party vendor.

Other Payment Options (Third-party fees will apply. Xcel Energy does not collect nor benefit from these fees.)

- **Credit/Debit Card Payment** – Use your credit or debit card either online or by calling 1-888-747-1523.
- **Pay Stations** – Pay your bill in-person at a location near you.

Learn more at xcelenergy.com/MyAccount

16-02-242



NORTHERN STATES POWER COMPANY

174837 Page 1 of 10

MAILING ADDRESS	ACCOUNT NUMBER	DUE DATE
MINNESOTA STATE UNIV MANKATO ACCOUNTS PAYABLE PO 194834 236 WIGLEY ADMINISTRATION CTR MANKATO MN 56001-6067	51-5986264-1	05/30/2017
	STATEMENT NUMBER	STATEMENT DATE
	546206736	05/12/2017
		AMOUNT DUE
		\$191,752.44

QUESTIONS ABOUT YOUR BILL?

See our website: xcelenergy.com
 Email us at: Customerservice@xcelenergy.com
 Please Call: 1-800-481-4700
 Hearing Impaired: 1-800-895-4949
 Fax: 1-800-311-0050
 Or write us at: XCEL ENERGY
 PO BOX 8
 EAU CLAIRE WI 54702-0008

ACCOUNT BALANCE

Previous Balance	As of 04/02	\$30,300.38
No Payments Received		\$0.00
Balance Forward		\$30,300.38
Current Charges		\$161,445.42
Other Recurring Charges		\$6.64
Amount Due		\$191,752.44

PREMISES SUMMARY

PREMISES NUMBER	PREMISES IDENTIFIER	PREMISES DESCRIPTOR	CURRENT BILL
302425708	800 VAL IMM DR	CHILLER	NOT INCLUDED
302470608	500 HINIKER MILL RD	ANDREAS OBSERVATORY	NOT INCLUDED
303254484	1720 WARREN ST UNIT TRNCMP	VIKINGS TRAINING CAMP	NOT INCLUDED
303482079	800 VAL IMM DR	LOAD PROFILE Main Service	\$161,445.42
303680993	200 HINIKER MILL RD	Standeford Observatory	NOT INCLUDED
303842133	225 STADIUM RD	PARKING LOT LIGHTS	NOT INCLUDED
304221045	103 MAYWOOD ST	TRAFTON CHILLER SERVICE	NOT INCLUDED
304250275	450 ELLIS AVE	Residential Facilities Service	NOT INCLUDED
Total			\$161,445.42

OTHER RECURRING CHARGES SUMMARY

DESCRIPTION	CURRENT BILL
Auto Protective Lgt	\$6.64
Total	\$6.64

RECEIVED
MN STATE UNIV, MANKATO

MAY 17 2017

ACCOUNTS PAYABLE
BUSINESS OFFICE

RETURN BOTTOM PORTION WITH YOUR PAYMENT • PLEASE DO NOT USE STAPLES, TAPE OR PAPER CLIPS




ACCOUNT NUMBER	DUE DATE	AMOUNT DUE	AMOUNT ENCLOSED
51-5986264-1	05/30/2017	\$191,752.44	

Please see the back of this bill for more information regarding the late payment charge. Pay on or before the date due to avoid assessment of a late payment charge. Make your check payable to XCEL ENERGY

MAY						
S	M	T	W	T	F	S
	1	2	3	4	5	6
7	8	9	10	11	12	13
14	15	16	17	18	19	20
21	22	23	24	25	26	27
28	29	30	31			

AB 02 002308 34567 B 11 A



MINNESOTA STATE UNIV MANKATO
 ACCOUNTS PAYABLE PO 194834
 236 WIGLEY ADMINISTRATION CTR
 MANKATO MN 56001-6067

|||||
 XCEL ENERGY
 P.O. BOX 9477
 MPLS MN 55484-9477

31 51053017 59862641 0001614520600019175244

517.17

Utility Information

Page 2 of 10



MAILING ADDRESS	ACCOUNT NUMBER		DUE DATE
MINNESOTA STATE UNIV MANKATO ACCOUNTS PAYABLE PO 194834 236 WIGLEY ADMINISTRATION CTR MANKATO MN 56001-6067	51-5986264-1		05/30/2017
	STATEMENT NUMBER	STATEMENT DATE	AMOUNT DUE
	546206736	05/12/2017	\$191,752.44


INFORMATION ABOUT YOUR BILL

This month the Resource Adjustment has increased due to changes in the Renewable Energy Standard Rider, which recovers our investments and expenses to add renewable energy systems to our generation resources. The RES Rider portion of the Resource Adjustment is 0.497% of these charges on your bill: basic service charge, energy charge, and demand charge.

Convenience at your service - Pay your bills electronically-fast and easy with Electronic Funds Transfer. Call us at 1-800-481-4700 or visit us at www.xcelenergy.com.

HERE'S A POWER-TIP: USE A POWER STRIP.

Plugging your electronics into a power strip provides an easy and convenient way to turn everything on and off. And that can help your business use energy only when it's really necessary.



ALWAYS delivering.



MAILING ADDRESS	ACCOUNT NUMBER	DUE DATE
MINNESOTA STATE UNIV MANKATO ACCOUNTS PAYABLE PO 194834 236 WIGLEY ADMINISTRATION CTR MANKATO MN 56001-6067	51-5986264-1	05/30/2017
	STATEMENT NUMBER	STATEMENT DATE
	546206736	05/12/2017
		AMOUNT DUE
		\$191,752.44

SERVICE ADDRESS: LOAD PROFILE Main Service
800 VAL IMM DR MANKATO, MN 56001

NEXT READ DATE: 06/02/17

ELECTRICITY SERVICE DETAILS

PREMISES NUMBER: 303482079

INVOICE NUMBER: 0671930225

METER READING INFORMATION

CONTRIBUTING METER 17091087 - Multiplier x 2800

Read Dates: 04/02/17 - 05/02/17 (30 Days)

DESCRIPTION	CURRENT READING	PREVIOUS READING	MEASURED USAGE	BILLED USAGE
Measured Readings				
Total Delivered by Xcel	2 Actual	2 Actual	0	0 kWh
Reactive	0 Actual	0 Actual	0	0 kVArh
Interval Usage				
Total Contributing Energy	0 Actual	Actual	0	0 kWh
Contributing On Pk Energy	0 Actual	Actual	0	0 kWh
Contributing Off Pk Energy	0 Actual	Actual	0	0 kWh
Contributing Reactive Energy	0 Actual	Actual	0	0 kVArh
Contributing Demand	Actual			0 kW
Contributing On Pk Demand	Actual			0 kW
Contributing Off Pk Demand	Actual			0 kW

METER READING INFORMATION

CONTRIBUTING METER 17091085 - Multiplier x 2800

Read Dates: 04/02/17 - 05/02/17 (30 Days)

DESCRIPTION	CURRENT READING	PREVIOUS READING	MEASURED USAGE	BILLED USAGE
Measured Readings				
Total Delivered by Xcel	15787 Actual	15320 Actual	467	1307600 kWh
Reactive	6367 Actual	6186 Actual	181	506800 kVArh
Interval Usage				
Total Contributing Energy	1307277 Actual	Actual	1307277	1307277 kWh
Contributing On Pk Energy	523866 Actual	Actual	523866	523866 kWh
Contributing Off Pk Energy	783411 Actual	Actual	783411	783411 kWh
Contributing Reactive Energy	505996 Actual	Actual	505996	505996 kVArh
Contributing Demand	Actual			2499 kW
Contributing On Pk Demand	Actual			2499 kW
Contributing Off Pk Demand	Actual			2292 kW

METER READING INFORMATION

TOTALIZED METER 17091088 - Multiplier x 2800

Read Dates: 04/02/17 - 05/02/17 (30 Days)

DESCRIPTION	CURRENT READING	PREVIOUS READING	MEASURED USAGE	BILLED USAGE
Measured Readings				
Total Delivered by Xcel	11083 Actual	10761 Actual	322	901600 kWh
Reactive	3124 Actual	3040 Actual	84	235200 kVArh
Interval Usage				
Total Contributing Energy	903393 Actual	Actual	903393	903393 kWh
Contributing On Pk Energy	369491 Actual	Actual	369491	369491 kWh
Contributing Off Pk Energy	533902 Actual	Actual	533902	533902 kWh
Contributing Reactive Energy	236088 Actual	Actual	236088	236088 kVArh
Contributing Demand	Actual			1757 kW
Contributing On Pk Demand	Actual			1757 kW
Contributing Off Pk Demand	Actual			1521 kW
Total Energy	2210670 Actual	Actual	2210670	2210670 kWh
On Pk Energy	893357 Actual	Actual	893357	893357 kWh
Off Pk Energy	1317313 Actual	Actual	1317313	1317313 kWh
Reactive Energy	742083 Actual	Actual	742083	742083 kVArh
Firm Demand	Actual			0 kW
Interrupt Demand	Actual			4199 kW
Demand	Actual			4199 kW
Billable Demand				4199 kW
On Pk Demand	Actual			4199 kW

2014

002308 2/5

05/12/2017

51-5986264-1

Utility Information

Page 4 of 10



MAILING ADDRESS	ACCOUNT NUMBER	DUE DATE
MINNESOTA STATE UNIV MANKATO ACCOUNTS PAYABLE PO 194834 236 WIGLEY ADMINISTRATION CTR MANKATO MN 56001-6067	51-5986264-1	05/30/2017
	STATEMENT NUMBER	STATEMENT DATE
	546206736	05/12/2017
		AMOUNT DUE
		\$191,752.44

METER READING INFORMATION				
TOTALIZED METER 17091088 - Multiplier x 2800		Read Dates: 04/02/17 - 05/02/17 (30 Days)		
DESCRIPTION	CURRENT READING	PREVIOUS READING	MEASURED USAGE	BILLED USAGE
Billable On Pk Demand				4199 kW
Off Pk Demand	Actual			3808 kW
Billable Off Pk Demand				0 kW
Power Factor On Pk Demand	94.80%			

ELECTRICITY CHARGES		RATE: Peak Control TOD	
DESCRIPTION	USAGE UNITS	RATE	CHARGE
Basic Service Chrg			\$55.00
On-Peak Energy	893357 kWh	\$0.043890	\$39,209.44
Off-Peak Energy	1317313 kWh	\$0.021400	\$28,190.50
Fuel Cost Charge	893357 kWh	\$0.034268	\$30,613.56
Fuel Cost Charge	1317313 kWh	\$0.021502	\$28,324.86
Energy Chg Crd	531070 kWh	-\$0.014000	-\$7,434.98 CR
Firm On Pk Demand/Winter	0 kW	\$9.060000	\$0.00
Off Peak Demand	0 kW	\$1.500000	\$0.00
Cntl On Pk Demand	4199 kW	\$5.800000	\$24,354.20
Affordability Chrg			\$2.79
Resource Adjustment			\$11,368.06
Interim Rate Adj			\$6,538.99
Subtotal			\$161,222.42
City Fees			\$223.00
Total			\$161,445.42

Meter 17091088 Predetermined Demand Level 0

Premises Total	\$161,445.42
-----------------------	---------------------

DAILY AVERAGES	Last Year	This Year
Temperature	49° F	50° F
Electricity kWh	82430.2	73689.0
Electricity Cost	\$5,838.47	\$5,381.51

INFORMATION ABOUT YOUR BILL

For an average non-demand customer, 72% of your bill refers to power plant costs, 12% to high voltage line costs, and 16% to the cost of local wires connected to your business. For an average demand-billed customer, 81% of your total bill refers to power plant costs, 12% to high voltage lines, and 7% to the cost of local wires connected to your business.



MAILING ADDRESS		ACCOUNT NUMBER	DUE DATE
MINNESOTA STATE UNIV MANKATO ACCOUNTS PAYABLE PO 194834 236 WIGLEY ADMINISTRATION CTR MANKATO MN 56001-6067		51-5986264-1	05/30/2017
		STATEMENT NUMBER	STATEMENT DATE
		546206736	05/12/2017
		AMOUNT DUE	
		\$191,752.44	

OTHER RECURRING CHARGES DETAILS

INVOICE NUMBER: 671930220
 ADDRESS: 135 STADIUM RD
 MANKATO, MN 56001-4087

DESCRIPTION	USAGE UNITS	UNIT CHARGE	QTY	CHARGE
Install Number 162994 05/01/17 to 05/01/17 250 WATT HPS DIRECTIONAL CO OWN				
Auto Protective Lgt	13 kWh	\$12.62	5	\$2.10
Fuel Cost Charge				\$0.27
Resource Adjustment				\$0.05
Interim Rate Adj				\$0.16
Total				\$2.58

INVOICE NUMBER: 671930221
 ADDRESS: 135 STADIUM RD
 MANKATO, MN 56001-4087

DESCRIPTION	USAGE UNITS	UNIT CHARGE	QTY	CHARGE
Install Number 162995 05/01/17 to 05/01/17 250 WATT HPS AREA CO OWN				
Auto Protective Lgt	16 kWh	\$11.64	6	\$2.33
Fuel Cost Charge				\$0.33
Resource Adjustment				\$0.06
Interim Rate Adj				\$0.18
Total				\$2.90

INVOICE NUMBER: 671930222
 ADDRESS: 135 STADIUM RD
 MANKATO, MN 56001-4087

DESCRIPTION	USAGE UNITS	UNIT CHARGE	QTY	CHARGE
Install Number 162996 05/01/17 to 05/01/17 400 WATT HPS DIRECTIONAL CO OWN				
Auto Protective Lgt	4 kWh	\$16.12	1	\$0.54
Fuel Cost Charge				\$0.08
Resource Adjustment				\$0.01
Interim Rate Adj				\$0.04
Total				\$0.67

INVOICE NUMBER: 671930223
 ADDRESS: 135 STADIUM RD
 MANKATO, MN 56001-4087

DESCRIPTION	USAGE UNITS	UNIT CHARGE	QTY	CHARGE
Install Number 162997 05/01/17 to 05/01/17 250 WATT HPS AREA CO OWN				
Auto Protective Lgt	3 kWh	\$11.64	1	\$0.39
Fuel Cost Charge				\$0.06

002308 3/5



05/12/2017

51-5986264-1

Utility Information

Page 6 of 10



MAILING ADDRESS	ACCOUNT NUMBER		DUE DATE
MINNESOTA STATE UNIV MANKATO ACCOUNTS PAYABLE PO 194834 236 WIGLEY ADMINISTRATION CTR MANKATO MN 56001-6067	51-5986264-1		05/30/2017
	STATEMENT NUMBER	STATEMENT DATE	AMOUNT DUE
	546206736	05/12/2017	\$191,752.44

OTHER RECURRING CHARGES DETAILS

INVOICE NUMBER: 671930223
 ADDRESS: 135 STADIUM RD
 MANKATO, MN 56001-4087

DESCRIPTION	USAGE UNITS	UNIT		CHARGE
		CHARGE	QTY	
Resource Adjustment				\$0.01
Interim Rate Adj				\$0.03
Total				\$0.49





Page / 01 / 10

MAILING ADDRESS	ACCOUNT NUMBER		DUE DATE
MINNESOTA STATE UNIV MANKATO ACCOUNTS PAYABLE PO 194834 236 WIGLEY ADMINISTRATION CTR MANKATO MN 56001-6067	51-5986264-1		05/30/2017
	STATEMENT NUMBER	STATEMENT DATE	AMOUNT DUE
	546206736	05/12/2017	\$191,752.44

WE MIX SO YOU CAN MAX.

Energy that comes from diverse sources is better for everyone. We're always working to deliver energy that is safe, clean, reliable and affordable. It's a balancing act, and we all benefit from it. Learn more in our annual Corporate Responsibility Report at xcelenergy.com/CorporateResponsibility.



Energy efficiency during the summer

Summer is approaching fast, and now's the time to get your office ready for those hot, sometimes uncomfortable, days! Walking into a cool workplace during a hot summer day is as soothing as a warm cup of tea. But, staying cool and comfortable can increase your energy bills during those summer months. Lucky for you, it doesn't have to! Simply lower your energy bills by implementing energy-efficient upgrades for your business.

Visit xcelenergy.com for seasonal efficiency tips and to learn more about our energy efficiency programs.

KEEP AN EYE OUT FOR SCAMS AND SHADY PHONE CALLS.

If someone calls threatening to turn off your power due to an unpaid balance, and asks you to pay with a prepaid or reloadable card, hang up the phone immediately. And if someone comes by claiming to be us, be sure to ask for identification.

Call us anytime at 800.895.4999.



ALWAYS delivering.

Utility Information

IMPORTANT PHONE NUMBERS

Electric Emergencies:	1-800-895-1999	24 hours, 7 days a week
Natural Gas Emergencies:	1-800-895-2999	24 hours, 7 days a week
Residential Customer Service:*	1-800-895-4999	24 hours, 7 days a week
Business Solutions Center:*	1-800-481-4700	8am – 5pm, Mon – Fri
TTD/TTY	1-800-895-4949	24 hours, 7 days a week
Call Before You Dig	811	24 hours, 7 days a week

*Register any inquiry or complaint at the above.

IMPORTANT ADDRESSES

General Inquiries*	Payments
Xcel Energy	Xcel Energy
PO Box 8	PO Box 9477
Eau Claire, WI 54702-0008	Minneapolis, MN 55484-9477
xcelenergy.com	Please include stub for faster processing.

GENERAL INFORMATION

City Fees

A fee some cities impose that Xcel Energy collects from customers and pays directly to the city.

Electronic Check Conversion

When you pay your bill by check, in most cases Xcel Energy will use your check information to make a one-time electronic debit from your checking account on the day we receive your check. There are no fees for this electronic conversion. In all other cases we will process your check.

Environmental Information

Fuels used to generate electricity have different costs, reliability and air emissions. For more information, contact Xcel Energy at 1-800-895-4999 or online at xcelenergy.com. You can also contact the Minnesota Department of Commerce at www.commerce.state.mn.us or the Minnesota Pollution Control Agency at www.pca.state.mn.us/programs/electricity.html.

Estimated Bills

Xcel Energy attempts to read meters each month. If no reading is taken, Xcel Energy estimates your month's bill based on your past use.

Governing Regulatory Agency

The Minnesota Public Utilities Commission regulates this utility and is available for mediation. MPUC: 121 7th Place E., Suite 350, St. Paul, MN 55101-2147 – www.puc.state.mn.us.

Late Payment Charge

Xcel Energy will assess a late payment charge on unpaid amounts two working days after the due date. The late payment charge is 1.5% monthly, or \$1, whichever is greater. No late payment charge will be assessed if the unpaid amount is less than \$10.

Payment Responsibility

If the name on the front of your bill is not that of a person or business who has payment responsibility, call Xcel Energy at 1-800-895-4999.

Further information is available to customers upon request.

ABOUT YOUR ELECTRIC RATES

Affordability Charge

A surcharge to recover the costs of offering bill payment assistance and discount programs for low-income customers.

Basic Service Charge

Fixed monthly charge for certain fixed costs (metering, billing, maintenance, etc.)

Conservation Improvement Programs

Minnesota law requires Xcel Energy to invest in programs that help customers save energy.

Demand Charge

Charge to commercial and industrial customers for the fixed costs of the electric capacity required to meet the peak electric loads on Xcel Energy's system. The charge, which is adjusted seasonally, applies to the highest 15 minute kW demand during the billing period.

Energy Charge

Charge per kWh of electricity usage to recover the variable costs of producing energy.

Environmental Improvement Rider

Minnesota law allows Xcel Energy to recover the costs of significant environmental improvements at three of Xcel Energy's fossil fuel power plants.

Fuel Cost Charge

Charge per kWh to recover the costs of fuel needed to run Xcel Energy's generating plants, as well as the cost of purchasing energy from other suppliers.

kWh

One kilowatt-hour (kWh) is a unit of electrical usage. One kWh equals 1,000 watts of electricity used for one hour. This is enough electricity to light a 100-watt light bulb for 10 hours.

Mercury Cost Recovery

Minnesota law allows Xcel Energy to recover costs related to reducing Mercury emissions at two of Xcel Energy's fossil fuel power plants.

Renewable Development Fund

Minnesota law requires Xcel Energy to allocate money to support development of renewable energy projects and research and development of renewable energy technologies.

Renewable Energy Standard

Minnesota law allows Xcel Energy to recover the costs of new renewable generation.

Resource Adjustment

This includes costs related to: Conservation Improvement Programs, Mercury Cost Recovery, Renewable Development Fund, Renewable Energy Standard, State Energy Policy, Transmission Cost Recovery.

State Energy Policy

Minnesota law allows Xcel Energy to recover costs related to various energy policies approved by the Legislature.

Transmission Cost Recovery

Minnesota law allows Xcel Energy to recover costs associated with new investments in the electric transmission system necessary to deliver electric energy to customers.

Windsource®

Windsource is an optional program where you choose how much wind energy you would like to support. You can choose a fixed number of Windsource blocks (100 kWh each) or choose a 100% Windsource option.

ABOUT YOUR NATURAL GAS RATES

Basic Service Charge

Monthly charge for certain fixed costs (metering, billing, maintenance, etc.)

Charge per therm

Charge to recover the cost of natural gas purchases from wholesale suppliers and delivered to Xcel Energy's distribution system via pipeline. This charge is adjusted each month.

Conservation Improvement Programs

Minnesota law requires Xcel Energy to invest in programs that help customers save energy.

Distribution Charge

Charge per therm that covers only the delivery costs of natural gas to a home or business through our distribution system. It does not include the charges for the natural gas itself.

Gas Affordability Program

A surcharge to recover the costs of offering a low-income customer co-pay program designed to reduce natural gas service disconnections. Billed to all non-interruptible customers.

Gas Utility Infrastructure Costs

Minnesota law allows Xcel Energy to recover MPUC-approved costs of assessments, modifications, and replacement of natural gas facilities as required to comply with state and federal pipeline safety programs.

Heat Content Adjustment

Corrects for variances in the heating capability of natural gas, and the adjustment varies monthly. The higher the heat content, the lower the volume of natural gas needed to provide the same heating.

New Area Service/Extension Surcharge

Monthly charge for extending natural gas service to areas where the cost would otherwise have been prohibitive under Company's present rates and service extension policy.

Pressure Correction Adjustment

Adjusts for variances in the amount of natural gas measured by different types of meters due to pressure differences in the natural gas delivered to a service.

Resource Adjustment

This includes costs related to Conservation Improvement Programs, Gas Utility Infrastructure Costs and State Energy Policy Rider.

State Energy Policy

Minnesota law allows Xcel Energy to recover costs related to various energy policies approved by the Legislature.

Therm

A therm is a unit of heating value equal to 100,000 British Thermal Units (BTUs). Since natural gas meters measure the volume of natural gas consumed in cubic feet, the Heat Content Adjustment is used to determine how much heat, in therms, is contained in the volume consumed.

PAYMENT OPTIONS

Standard Payment Options: (No fees apply)


- **My Account/eBill™** – View/pay your bill online, view energy usage and access account information.
- **Auto Pay** – Automatically pay your bill directly from your bank account.
- **Pay By Phone** – Make your payment by phone from your checking or savings account by calling 1-800-895-4999.
- **Pay By Mail** – Return the enclosed envelope and attached bill stub with your payment. Apply proper postage.

- **Online View and Pay** – View and pay your bills online through a third-party vendor.

Other Payment Options (Third-party fees will apply. Xcel Energy does not collect nor benefit from these fees.)

- **Credit/Debit Card Payment** – Use your credit or debit card either online or by calling 1-888-747-1523.
- **Pay Stations** – Pay your bill in-person at a location near you.

Learn more at xcelenergy.com/MyAccount



Does your cooling system help your business save?

Why consider a cooling upgrade?

Cooling systems have advanced significantly in design and efficiency. According to the U.S. Small Business Administration, today's air conditioners use 30 to 50 percent less energy to produce the same amount of cooling as air conditioners made in the mid-1970s. Even if your air conditioner is only 10 years old, you may save 20 percent on your cooling energy costs by replacing it with a newer, more efficient model.

(U.S. Small Business Administration, HVAC Systems, <https://www.sba.gov/content/hvac-systems>).

Use our rebates, save on up-front costs.

Our Cooling Efficiency rebates are available on a wide range of cooling upgrades designed to help you save on long-term energy costs and increase the comfort of your employees and customers.

Contact us to learn more.

To learn more about our Cooling Efficiency Rebate program, contact your account manager or an energy efficiency specialist at 855.839.8862. They can provide you with upgrade recommendations tailored to your business and walk you through the rebate process.

Snapshot of Cooling Efficiency Rebates

To learn more about product specifications, refer to the Cooling Efficiency Rebate application available at xcelenergy.com/Rebates.

	Base rebate
Chillers* (air-cooled)	\$8/ton
Chillers* (water-cooled)	\$15/ton
DX Unit*	\$50/ton
Packaged Terminal Air Conditioner* (PTAC)	\$75/ton
Energy Recovery Ventilator	\$1/CFM for cooling \$1/CFM for heating
Rooftop Unit Economizer	\$20/ton
Plate and Frame Heat Exchanger	Custom rebate (preapproval required before purchase)
Water Source Heat Pump*	\$75/ton
	Base rebate
Anti-sweat Heater Controls	\$60/door
Close the Case Doors	\$50/linear foot (cooler) \$75/linear foot (freezer)
EC Motors	\$40 - \$70/motor
Zero Loss Energy Doors	\$100/door (cooler) \$150/door (freezer)

*Additional, incremental rebates are available on these products.
Note: Rebates are subject to full program eligibility, participation requirements and restrictions available at xcelenergy.com/Rebates.

Visit xcelenergy.com/Rebates for more information about our rebate programs.
Contact your Account Manager or an Energy Efficiency Specialist at 855.839.8862 with any questions.

Utility Information



NORTHERN STATES POWER COMPANY

194834 Page 1 of 8

MAILING ADDRESS	ACCOUNT NUMBER	DUE DATE
MINNESOTA STATE UNIV MANKATO ACCOUNTS PAYABLE PO 194834 236 WIGLEY ADMINISTRATION CTR MANKATO MN 56001-6067	51-5986264-1	06/29/2017
	STATEMENT NUMBER	STATEMENT DATE
	550243071	06/14/2017
		AMOUNT DUE
		\$188,627.49

QUESTIONS ABOUT YOUR BILL?

See our website: xcelenergy.com
 Email us at: Customerservice@xcelenergy.com
 Please Call: 1-800-481-4700
 Hearing Impaired: 1-800-895-4949
 Fax: 1-800-311-0050
 Or write us at: XCEL ENERGY
 PO BOX 8
 EAU CLAIRE WI 54702-0008

ACCOUNT BALANCE

Previous Balance	As of 05/02	\$50,465.82
No Payments Received		\$0.00
Balance Forward		\$50,465.82
Current Charges		\$138,141.83
Other Recurring Charges		\$19.84
Amount Due		\$188,627.49

PREMISES SUMMARY

PREMISES NUMBER	PREMISES IDENTIFIER	PREMISES DESCRIPTOR	CURRENT BILL
302425708	800 VAL IMM DR	CHILLER	NOT INCLUDED
302470608	500 HINIKER MILL RD	ANDREAS OBSERVATORY	NOT INCLUDED
303254484	1720 WARREN ST UNIT TRNCMP	VIKINGS TRAINING CAMP	NOT INCLUDED
303482079	800 VAL IMM DR	LOAD PROFILE Main Service	\$138,141.83
303680993	200 HINIKER MILL RD	Standeford Observatory	NOT INCLUDED
303842133	225 STADIUM RD	PARKING LOT LIGHTS	NOT INCLUDED
304221045	103 MAYWOOD ST	TRAFTON CHILLER SERVICE	NOT INCLUDED
304250275	450 ELLIS AVE	Residential Facilities Service	NOT INCLUDED
Total			\$138,141.83

OTHER RECURRING CHARGES SUMMARY

DESCRIPTION	CURRENT BILL
Auto Protective Lgt	\$19.84
Total	\$19.84

RECEIVED
MN STATE UNIV, MANKATO

JUN 19 2017

ACCOUNTS PAYABLE
BUSINESS OFFICE
ATTENTION: BOTTOM PORTION WITH YOUR PAYMENT • PLEASE DO NOT USE STAPLES, TAPE OR PAPER CLIPS




ACCOUNT NUMBER	DUE DATE	AMOUNT DUE	AMOUNT ENCLOSED
51-5986264-1	06/29/2017	\$188,627.49	

Please see the back of this bill for more information
regarding the late payment charge. Pay on or before the
date due to avoid assessment of a late payment charge.
Make your check payable to XCEL ENERGY

JUNE						
S	M	T	W	T	F	S
4	5	6	7	8	9	10
11	12	13	14	15	16	17
18	19	20	21	22	23	24
25	26	27	28	29	30	

AV 02 051271 63633B161 A**5DGT



MINNESOTA STATE UNIV MANKATO
ACCOUNTS PAYABLE PO 194834
236 WIGLEY ADMINISTRATION CTR
MANKATO MN 56001-6067

|||||
XCEL ENERGY
P.O. BOX 9477
MPLS MN 55484-9477

31 51062917 59862641 0001381616700018862749

6.19.17



MAILING ADDRESS	ACCOUNT NUMBER	DUE DATE
MINNESOTA STATE UNIV MANKATO ACCOUNTS PAYABLE PO 194834 236 WIGLEY ADMINISTRATION CTR MANKATO MN 56001-6067	51-5986264-1	06/29/2017
	STATEMENT NUMBER	STATEMENT DATE
	550243071	06/14/2017
		AMOUNT DUE
		\$188,627.49

SERVICE ADDRESS: **LOAD PROFILE Main Service**
800 VAL IMM DR MANKATO, MN 56001
 NEXT READ DATE: 07/03/17

ELECTRICITY SERVICE DETAILS


PREMISES NUMBER: 303482079
 INVOICE NUMBER: 0676466111

METER READING INFORMATION				
CONTRIBUTING METER 17091087 - Multiplier x 2800			Read Dates: 05/02/17 - 06/03/17 (32 Days)	
DESCRIPTION	CURRENT READING	PREVIOUS READING	MEASURED USAGE	BILLED USAGE
Measured Readings				
Total Delivered by Xcel	2 Actual	2 Actual	0	0 kWh
Reactive	0 Actual	0 Actual	0	0 kVArh
Interval Usage				
Total Contributing Energy	4 Actual	Actual	4	4 kWh
Contributing On Pk Energy	2 Actual	Actual	2	2 kWh
Contributing Off Pk Energy	2 Actual	Actual	2	2 kWh
Contributing Reactive Energy	0 Actual	Actual	0	0 kVArh
Contributing Demand	Actual			1 kW
Contributing On Pk Demand	Actual			1 kW
Contributing Off Pk Demand	Actual			1 kW

METER READING INFORMATION				
CONTRIBUTING METER 17091085 - Multiplier x 2800			Read Dates: 05/02/17 - 06/03/17 (32 Days)	
DESCRIPTION	CURRENT READING	PREVIOUS READING	MEASURED USAGE	BILLED USAGE
Measured Readings				
Total Delivered by Xcel	16169 Actual	15787 Actual	382	1069600 kWh
Reactive	6540 Actual	6367 Actual	173	484400 kVArh
Interval Usage				
Total Contributing Energy	1070632 Actual	Actual	1070632	1070632 kWh
Contributing On Pk Energy	432404 Actual	Actual	432404	432404 kWh
Contributing Off Pk Energy	638228 Actual	Actual	638228	638228 kWh
Contributing Reactive Energy	485760 Actual	Actual	485760	485760 kVArh
Contributing Demand	Actual			2185 kW
Contributing On Pk Demand	Actual			2185 kW
Contributing Off Pk Demand	Actual			1914 kW

BUILDING A FOUNDATION STARTS WITH BUILDINGS AND FOUNDATIONS.

We know a strong community needs to be built from the ground up. We work with nonprofit organizations, and invest in areas like STEM education and environmental stewardship to create communities that have the power to make themselves better.



ALWAYS delivering.

Utility Information

Page 3 of 6



MAILING ADDRESS	ACCOUNT NUMBER	DUE DATE
MINNESOTA STATE UNIV MANKATO ACCOUNTS PAYABLE PO 194834 236 WIGLEY ADMINISTRATION CTR MANKATO MN 56001-6067	51-5986264-1	06/29/2017
	STATEMENT NUMBER	STATEMENT DATE
	550243071	06/14/2017
		AMOUNT DUE
		\$188,627.49

METER READING INFORMATION				
TOTALIZED METER 17091088 - Multiplier x 2800			Read Dates: 05/02/17 - 06/03/17 (32 Days)	
DESCRIPTION	CURRENT READING	PREVIOUS READING	MEASURED USAGE	BILLED USAGE
Measured Readings				
Total Delivered by Xcel	11344 Actual	11083 Actual	261	730800 kWh
Reactive	3197 Actual	3124 Actual	73	204400 kVArh
Interval Usage				
Total Contributing Energy	730959 Actual	Actual	730959	730959 kWh
Contributing On Pk Energy	303003 Actual	Actual	303003	303003 kWh
Contributing Off Pk Energy	427956 Actual	Actual	427956	427956 kWh
Contributing Reactive Energy	204044 Actual	Actual	204044	204044 kVArh
Contributing Demand	Actual			1503 kW
Contributing On Pk Demand	Actual			1503 kW
Contributing Off Pk Demand	Actual			1352 kW
Total Energy	1801595 Actual	Actual	1801595	1801595 kWh
On Pk Energy	735409 Actual	Actual	735409	735409 kWh
Off Pk Energy	1066187 Actual	Actual	1066187	1066187 kWh
Reactive Energy	689804 Actual	Actual	689804	689804 kVArh
Firm Demand	Actual			0 kW
Interrupt Demand	Actual			3623 kW
Demand	Actual			3623 kW
Billable Demand				3623 kW
On Pk Demand	Actual			3623 kW
Billable On Pk Demand				3623 kW
Off Pk Demand	Actual			3233 kW
Billable Off Pk Demand				0 kW
Power Factor On Pk Demand	93.39%			

ELECTRICITY CHARGES		RATE: Peak Control TOD	
DESCRIPTION	USAGE UNITS	RATE	CHARGE
Basic Service Chrg			\$55.00
On-Peak Energy	735409 kWh	\$0.043890	\$32,277.10
Off-Peak Energy	1066187 kWh	\$0.021400	\$22,816.40
Fuel Cost Charge	735409 kWh	\$0.035515	\$26,118.28
Fuel Cost Charge	1066187 kWh	\$0.022291	\$23,766.64
Energy Chg Crd	254574 kWh	-\$0.014000	-\$3,564.04 CR
Firm On Pk Demand Summe	0 kW	\$13.170000	\$0.00
Firm On Pk Demand Winter	0 kW	\$9.060000	\$0.00
Off Peak Demand	0 kW	\$1.500000	\$0.00
Cntl On Pk Demand	3623 kW	\$5.800000	\$21,013.40
Affordability Chrg			\$2.79
Resource Adjustment			\$9,806.92
Interim Rate Adj			\$5,626.34
Subtotal			\$137,918.83
City Fees			\$223.00
Total			\$138,141.83

Meter 17091088 Predetermined Demand Level 0

RECEIVED
MN STATE UNIV, MANKATO

JUN 19 2017

ACCOUNTS PAYABLE
BUSINESS OFFICE

Premises Total **\$138,141.83**

DAILY AVERAGES	Last Year	This Year
Temperature	62° F	61° F
Electricity kWh	66721.3	56299.8
Electricity Cost	\$4,805.78	\$4,316.93




MAILING ADDRESS		ACCOUNT NUMBER	DUE DATE
MINNESOTA STATE UNIV MANKATO ACCOUNTS PAYABLE PO 194834 236 WIGLEY ADMINISTRATION CTR MANKATO MN 56001-6067		51-5986264-1	06/29/2017
		STATEMENT NUMBER	STATEMENT DATE
		550243071	06/14/2017
		AMOUNT DUE	
		\$188,627.49	

INFORMATION ABOUT YOUR BILL

For an average non-demand customer, 69% of your bill refers to power plant costs, 14% to high voltage line costs, and 17% to the cost of local wires connected to your business. For an average demand customer, 79% of your total bill refers to power plant costs, 13% to high voltage lines, and 8% to the cost of local wires connected to your business.

THE SUN CAN BE THE MOST PRODUCTIVE MEMBER OF THE FAMILY BUSINESS.

The sun is pretty darn powerful. Use it. Open window shades and curtains during the day to heat your business with sunlight. At dusk, close the shades and curtains to keep in the heat.



ALWAYS delivering.

Utility Information



Page 5 of 8

MAILING ADDRESS		ACCOUNT NUMBER	DUE DATE
MINNESOTA STATE UNIV MANKATO ACCOUNTS PAYABLE PO 194834 236 WIGLEY ADMINISTRATION CTR MANKATO MN 56001-6067		51-5986264-1	06/29/2017
		STATEMENT NUMBER	STATEMENT DATE
		550243071	06/14/2017
		AMOUNT DUE	
		\$188,627.49	

OTHER RECURRING CHARGES DETAILS

INVOICE NUMBER: 676466025
ADDRESS: 135 STADIUM RD
MANKATO, MN 56001-4087

DESCRIPTION	USAGE UNITS	UNIT CHARGE	QTY	CHARGE
Install Number 162994 05/31/17 to 06/02/17 250 WATT HPS DIRECTIONAL CO OWN				
Auto Protective Lgt	38 kWh	\$12.62	5	\$6.31
Fuel Cost Charge				\$0.77
Resource Adjustment				\$0.15
Interim Rate Adj				\$0.49
Total				\$7.72

INVOICE NUMBER: 676466043
ADDRESS: 135 STADIUM RD
MANKATO, MN 56001-4087

DESCRIPTION	USAGE UNITS	UNIT CHARGE	QTY	CHARGE
Install Number 162995 05/31/17 to 06/02/17 250 WATT HPS AREA CO OWN				
Auto Protective Lgt	46 kWh	\$11.64	6	\$6.98
Fuel Cost Charge				\$0.94
Resource Adjustment				\$0.18
Interim Rate Adj				\$0.54
Total				\$8.64

INVOICE NUMBER: 676466068
ADDRESS: 135 STADIUM RD
MANKATO, MN 56001-4087

DESCRIPTION	USAGE UNITS	UNIT CHARGE	QTY	CHARGE
Install Number 162996 05/31/17 to 06/02/17 400 WATT HPS DIRECTIONAL CO OWN				
Auto Protective Lgt	12 kWh	\$16.12	1	\$1.61
Fuel Cost Charge				\$0.24
Resource Adjustment				\$0.05
Interim Rate Adj				\$0.12
Total				\$2.02

INVOICE NUMBER: 676466086
ADDRESS: 135 STADIUM RD
MANKATO, MN 56001-4087

DESCRIPTION	USAGE UNITS	UNIT CHARGE	QTY	CHARGE
Install Number 162997 05/31/17 to 06/02/17 250 WATT HPS AREA CO OWN				
Auto Protective Lgt	8 kWh	\$11.64	1	\$1.16
Fuel Cost Charge				\$0.17

RECEIVED
MN STATE UNIV, MANKATO

JUN 19 2017

ACCOUNTS PAYABLE
BUSINESS OFFICE

051271 3/4

06/14/2017

51-5986264-1



MAILING ADDRESS	ACCOUNT NUMBER	DUE DATE
MINNESOTA STATE UNIV MANKATO ACCOUNTS PAYABLE PO 194834 236 WIGLEY ADMINISTRATION CTR MANKATO MN 56001-6067	51-5986264-1	06/29/2017
	STATEMENT NUMBER	STATEMENT DATE
	550243071	06/14/2017
		AMOUNT DUE
		\$188,627.49

OTHER RECURRING CHARGES DETAILS

INVOICE NUMBER: 676466086
ADDRESS: 135 STADIUM RD
MANKATO, MN 56001-4087

DESCRIPTION	USAGE	UNITS	UNIT CHARGE	QTY	CHARGE
Resource Adjustment					\$0.04
Interim Rate Adj					\$0.09
Total					\$1.46

Utility Information



Page 7 of 13

MAILING ADDRESS	ACCOUNT NUMBER		DUE DATE
MINNESOTA STATE UNIV MANKATO ACCOUNTS PAYABLE PO 194834 236 WIGLEY ADMINISTRATION CTR MANKATO MN 56001-6067	51-5986264-1		06/29/2017
	STATEMENT NUMBER	STATEMENT DATE	AMOUNT DUE
	550243071	06/14/2017	\$188,627.49



Go Paperless This Summer

Enroll in eBill now through My Account

Sign-up for eBill and simplify
your summer while also getting:

- Text or email payment notifications
- Online bill history
- Online payment options

And you won't miss giving up your
paper bill. To enroll in eBill go to
xcelenergy.com/MyAccount.
Enroll today!

To find more billing and
payment options visit
xcelenergy.com/MyAccount.

Energy efficiency during the summer

Summer is approaching fast, and now's the time to get your office ready for those hot, sometimes uncomfortable, days! Walking into a cool workplace during a hot summer day is as soothing as a warm cup of tea. But, staying cool and comfortable can increase your energy bills during those summer months. Lucky for you, it doesn't have to! Simply lower your energy bills by implementing energy-efficient upgrades for your business.

Visit xcelenergy.com for seasonal efficiency tips and to learn more about our energy efficiency programs.

RECEIVED
MN STATE UNIV, MANKATO

JUN 19 2017

ACCOUNTS PAYABLE
BUSINESS OFFICE

051271 4/4



Enroll in auto pay – no late fees and no worries

Auto Pay means saving time and mailing costs through the benefits of automatic payment withdrawal from your checking account. Your payment will automatically post to your Xcel Energy account on your due date and a withdrawal will be directed to the checking account you provide with this enrollment.

To enroll, just fill in the information on the lines below, cut off this form, and include along with your check and bill stub in the remittance envelope. Money orders do not qualify. Watch for **Automated Bank Payment** to appear on your billing statement to ensure your enrollment is in effect.

I authorize Xcel Energy to initiate transfers from the bank account indicated on the enclosed check payment to make monthly payments on my Xcel Energy account on my due date. This authority will remain in effect until I notify Xcel Energy, or Xcel Energy notifies me of the need to cancel the enrollment. I understand that a new authorization is required if I change my bank account. I have kept a record of this authorization.

Authorized signature
Signature above must match name on the bank account

Xcel Energy account
See page 1 of bill statement

Date

To enroll online, visit **xcelenergy.com/MyAccount**. For more information call **800.895.4999**.

06/14/2017

51-5986264-1

IMPORTANT PHONE NUMBERS

Electric Emergencies:	1-800-895-1999	24 hours, 7 days a week
Natural Gas Emergencies:	1-800-895-2999	24 hours, 7 days a week
Residential Customer Service.*	1-800-895-4999	24 hours, 7 days a week
Business Solutions Center.*	1-800-481-4700	8am – 5pm, Mon – Fri
TDD/TTY	1-800-895-4949	24 hours, 7 days a week
Call Before You Dig	811	24 hours, 7 days a week

*Register any inquiry or complaint at the above.

IMPORTANT ADDRESSES

General Inquiries*	Payments
Xcel Energy	Xcel Energy
PO Box 8	PO Box 9477
Eau Claire, WI 54702-0008	Minneapolis, MN 55484-9477
xcelenergy.com	Please include stub for faster processing.

GENERAL INFORMATION**City Fees**

A fee some cities impose that Xcel Energy collects from customers and pays directly to the city.

Electronic Check Conversion

When you pay your bill by check, in most cases Xcel Energy will use your check information to make a one-time electronic debit from your checking account on the day we receive your check. There are no fees for this electronic conversion. In all other cases we will process your check.

Environmental Information

Fuels used to generate electricity have different costs, reliability and air emissions. For more information, contact Xcel Energy at 1-800-895-4999 or online at xcelenergy.com. You can also contact the Minnesota Department of Commerce at www.commerce.state.mn.us or the Minnesota Pollution Control Agency at www.pca.state.mn.us/programs/electricity.html.

Estimated Bills

Xcel Energy attempts to read meters each month. If no reading is taken, Xcel Energy estimates your month's bill based on your past use.

Governing Regulatory Agency

The Minnesota Public Utilities Commission regulates this utility and is available for mediation. MPUC: 121 7th Place E., Suite 350, St. Paul, MN 55101-2147 – www.puc.state.mn.us.

Late Payment Charge

Xcel Energy will assess a late payment charge on unpaid amounts two working days after the due date. The late payment charge is 1.5% monthly, or \$1, whichever is greater. No late payment charge will be assessed if the unpaid amount is less than \$10.

Payment Responsibility

If the name on the front of your bill is not that of a person or business who has payment responsibility, call Xcel Energy at 1-800-895-4999.

Further information is available to customers upon request.

ABOUT YOUR ELECTRIC RATES**Affordability Charge**

A surcharge to recover the costs of offering bill payment assistance and discount programs for low-income customers.

Basic Service Charge

Fixed monthly charge for certain fixed costs (metering, billing, maintenance, etc.)

Conservation Improvement Programs

Minnesota law requires Xcel Energy to invest in programs that help customers save energy.

Demand Charge

Charge to commercial and industrial customers for the fixed costs of the electric capacity required to meet the peak electric loads on Xcel Energy's system. The charge, which is adjusted seasonally, applies to the highest 15 minute kW demand during the billing period.

Energy Charge

Charge per kWh of electricity usage to recover the variable costs of producing energy.

Environmental Improvement Rider

Minnesota law allows Xcel Energy to recover the costs of significant environmental improvements at three of Xcel Energy's fossil fuel power plants.

Fuel Cost Charge

Charge per kWh to recover the costs of fuel needed to run Xcel Energy's generating plants, as well as the cost of purchasing energy from other suppliers.

kWh

One kilowatt-hour (kWh) is a unit of electrical usage. One kWh equals 1,000 watts of electricity used for one hour. This is enough electricity to light a 100-watt light bulb for 10 hours.

Mercury Cost Recovery

Minnesota law allows Xcel Energy to recover costs related to reducing Mercury emissions at two of Xcel Energy's fossil fuel power plants.

Renewable Development Fund

Minnesota law requires Xcel Energy to allocate money to support development of renewable energy projects and research and development of renewable energy technologies.

Renewable Energy Standard

Minnesota law allows Xcel Energy to recover the costs of new renewable generation.

Resource Adjustment

This includes costs related to: Conservation Improvement Programs, Mercury Cost Recovery, Renewable Development Fund, Renewable Energy Standard, State Energy Policy, Transmission Cost Recovery.

State Energy Policy

Minnesota law allows Xcel Energy to recover costs related to various energy policies approved by the Legislature.

Transmission Cost Recovery

Minnesota law allows Xcel Energy to recover costs associated with new investments in the electric transmission system necessary to deliver electric energy to customers.

Windsource®

Windsource is an optional program where you choose how much wind energy you would like to support. You can choose a fixed number of Windsource blocks (100 kWh each) or choose a 100% Windsource option.

ABOUT YOUR NATURAL GAS RATES**Basic Service Charge**

Monthly charge for certain fixed costs (metering, billing, maintenance, etc.)

Charge per therm

Charge to recover the cost of natural gas purchases from wholesale suppliers and delivered to Xcel Energy's distribution system via pipeline. This charge is adjusted each month.

Conservation Improvement Programs

Minnesota law requires Xcel Energy to invest in programs that help customers save energy.

Distribution Charge

Charge per therm that covers only the delivery costs of natural gas to a home or business through our distribution system. It does not include the charges for the natural gas itself.

Gas Affordability Program

A surcharge to recover the costs of offering a low-income customer co-pay program designed to reduce natural gas service disconnections. Billed to all non-interruptible customers.

Gas Utility Infrastructure Costs

Minnesota law allows Xcel Energy to recover MPUC-approved costs of assessments, modifications, and replacement of natural gas facilities as required to comply with state and federal pipeline safety programs.

Heat Content Adjustment

Corrects for variances in the heating capability of natural gas, and the adjustment varies monthly. The higher the heat content, the lower the volume of natural gas needed to provide the same heating.

New Area Service/Extension Surcharge

Monthly charge for extending natural gas service to areas where the cost would otherwise have been prohibitive under Company's present rates and service extension policy.

Pressure Correction Adjustment

Adjusts for variances in the amount of natural gas measured by different types of meters due to pressure differences in the natural gas delivered to a service.

Resource Adjustment

This includes costs related to Conservation Improvement Programs, Gas Utility Infrastructure Costs and State Energy Policy Rider.

State Energy Policy

Minnesota law allows Xcel Energy to recover costs related to various energy policies approved by the Legislature.

Therm

A therm is a unit of heating value equal to 100,000 British Thermal Units (BTUs). Since natural gas meters measure the volume of natural gas consumed in cubic feet, the Heat Content Adjustment is used to determine how much heat, in therms, is contained in the volume consumed.

PAYMENT OPTIONS

Standard Payment Options: (No fees apply)

- **My Account/eBill™** – View/pay your bill online, view energy usage and access account information.
- **Auto Pay** – Automatically pay your bill directly from your bank account.
- **Pay By Phone** – Make your payment by phone from your checking or savings account by calling 1-800-895-4999.
- **Pay By Mail** – Return the enclosed envelope and attached bill stub with your payment. Apply proper postage.

- **Online View and Pay** – View and pay your bills online through a third-party vendor.

Other Payment Options (Third-party fees will apply. Xcel Energy does not collect nor benefit from these fees.)

- **Credit/Debit Card Payment** – Use your credit or debit card either online or by calling 1-888-747-1523.
- **Pay Stations** – Pay your bill in-person at a location near you.

Learn more at xcelenergy.com/MyAccount

Utility Information



NORTHERN STATES POWER COMPANY

194834 Page 1 of 18

MAILING ADDRESS	ACCOUNT NUMBER	DUE DATE
MINNESOTA STATE UNIV MANKATO ACCOUNTS PAYABLE PO 194834 236 WIGLEY ADMINISTRATION CTR MANKATO MN 56001-6067	51-5986264-1	03/23/2017
STATEMENT NUMBER	STATEMENT DATE	AMOUNT DUE
537851293	03/08/2017	\$170,983.43

QUESTIONS ABOUT YOUR BILL?

See our website: xcelenergy.com
 Email us at: Customerservice@xcelenergy.com
 Please Call: 1-800-481-4700
 Hearing Impaired: 1-800-895-4949
 Fax: 1-800-311-0050
 Or write us at: XCEL ENERGY
 PO BOX 8
 EAU CLAIRE WI 54702-0008

ACCOUNT BALANCE

Previous Balance	As of 01/31	\$182,536.06
Payment Received	Cash 02/21	-\$182,536.06 CR
Balance Forward		\$0.00
Current Charges		\$170,779.53
Other Recurring Charges		\$209.48
Non-Recurring Charges / Credits		-\$5.58 CR
Amount Due		\$170,983.43

PREMISES SUMMARY

PREMISES NUMBER	PREMISES IDENTIFIER	PREMISES DESCRIPTOR	CURRENT BILL
302425708	800 VAL IMM DR	CHILLER	\$2,043.89
302470608	500 HINIKER MILL RD	ANDREAS OBSERVATORY	\$82.44
303254484	1720 WARREN ST UNIT TRNCMP	VIKINGS TRAINING CAMP	\$40.18
303482079	800 VAL IMM DR	LOAD PROFILE Main Service	\$150,270.29
303680993	200 HINIKER MILL RD	Standeford Observatory	\$69.27
303842133	225 STADIUM RD	PARKING LOT LIGHTS	\$1,671.37
304221045	103 MAYWOOD ST	TRAFTON CHILLER SERVICE	\$617.06
304250275	450 ELLIS AVE	Residential Facilities Service	\$15,985.03
Total			\$170,779.53

OTHER RECURRING CHARGES SUMMARY

DESCRIPTION	RECEIVED	CURRENT BILL
Auto Protective Lgt	MN STATE UNIV, MANKATO	\$209.48
Total		\$209.48

MAR 13 2017

ACCOUNTS PAYABLE
BUSINESS OFFICE

RETURN BOTTOM PORTION WITH YOUR PAYMENT • PLEASE DO NOT USE STAPLES, TAPE OR PAPER CLIPS



ACCOUNT NUMBER	DUE DATE	AMOUNT DUE	AMOUNT ENCLOSED
51-5986264-1	03/23/2017	\$170,983.43	

Please see the back of this bill for more information
 regarding the late payment charge. Pay on or before the
 date due to avoid assessment of a late payment charge.
 Make your check payable to XCEL ENERGY

MARCH						
S	M	T	W	T	F	S
				1	2	3
5	6	7	8	9	10	11
12	13	14	15	16	17	18
19	20	21	22	23	24	25
26	27	28	29	30	31	

AB 03 003243 69422 A 14 A



MINNESOTA STATE UNIV MANKATO
 ACCOUNTS PAYABLE PO 194834
 236 WIGLEY ADMINISTRATION CTR
 MANKATO MN 56001-6067

XCEL ENERGY
 P.O. BOX 9477
 MPLS MN 55484-9477

31 51032317 59862641 0001709834300017098343

314.17



MAILING ADDRESS	ACCOUNT NUMBER	DUE DATE
MINNESOTA STATE UNIV MANKATO ACCOUNTS PAYABLE PO 194834 236 WIGLEY ADMINISTRATION CTR MANKATO MN 56001-6067	51-5986264-1	03/23/2017
	STATEMENT NUMBER	STATEMENT DATE
	537851293	03/08/2017
		AMOUNT DUE
		\$170,983.43

NON-RECURRING CHARGES/CREDITS SUMMARY

DESCRIPTION

Nuclear Fuel Settlement

Total

CURRENT BILL

-\$5.58 CR

-\$5.58 CR


INFORMATION ABOUT YOUR BILL

Thank you for your payment.

Convenience at your service - Pay your bills electronically-fast and easy with Electronic Funds Transfer. Call us at 1-800-481-4700 or visit us at www.xcelenergy.com.

HERE'S A POWER-TIP: USE A POWER STRIP.

Plugging your electronics into a power strip provides an easy and convenient way to turn everything on and off. And that can help your business use energy only when it's really necessary.



ALWAYS delivering.

Utility Information

Page 3 of 18



MAILING ADDRESS	ACCOUNT NUMBER	DUE DATE
MINNESOTA STATE UNIV MANKATO ACCOUNTS PAYABLE PO 194834 236 WIGLEY ADMINISTRATION CTR MANKATO MN 56001-6067	51-5986264-1	03/23/2017
	STATEMENT NUMBER	STATEMENT DATE
	537851293	03/08/2017
		AMOUNT DUE
		\$170,983.43

SERVICE ADDRESS: CHILLER
800 VAL IMM DR MANKATO, MN 56001
NEXT READ DATE: 04/04/17

ELECTRICITY SERVICE DETAILS

PREMISES NUMBER: 302425708
INVOICE NUMBER: 0662477676

METER READING INFORMATION**METER 14050961 - Multipiler x 700**

Read Dates: 01/31/17 - 03/02/17 (30 Days)

DESCRIPTION	CURRENT READING	PREVIOUS READING	MEASURED USAGE	BILLED USAGE
Total Delivered by Xcel	9516 Actual	9500 Actual	16	11200 kWh
Reactive	5131 Actual	5131 Actual	0	0 kVarh
On Pk Energy	4266 Actual	4260 Actual	6	4200 kWh
Off Pk Energy	5250 Actual	5240 Actual	10	7000 kWh
Demand	Actual			91 kW
Billable Demand				91 kW
On Pk Demand	Actual			91 kW
Billable On Pk Demand				112 kW
Off Pk Demand	Actual			21 kW
Billable Off Pk Demand				872 kW
Power Factor On Pk Demand	100.00%			

ELECTRICITY CHARGES**RATE: General TOD Srvc**

DESCRIPTION	USAGE UNITS	RATE	CHARGE
Basic Service Chg			\$29.75
On-Peak Energy Chg	4200 kWh	\$0.043890	\$184.34
Off-Peak Energy Ch	7000 kWh	\$0.021400	\$149.80
Fuel Cost Charge	4200 kWh	\$0.029688	\$124.69
Fuel Cost Charge	7000 kWh	\$0.018626	\$130.38
On-Peak Demand ChWinte	112 kW	\$9.060000	\$1,014.72
Off-Peak Demand Ch	872 kW	\$1.500000	\$1,308.00
Affordability Chrg			\$2.79
Resource Adjustment			\$149.72
Interim Rate Adj			\$208.22
Subtotal			\$3,302.41
City Fees			\$223.00
Total			\$3,525.41

NON-RECURRING CHARGES / CREDITS DETAILS

DESCRIPTION		CHARGE
Nuclear Fuel Settlement	Premise # 302425708	- \$1,481.52 CR
Total		- \$1,481.52 CR

Premises Total **\$2,043.89**

DAILY AVERAGES	Last Year	This Year
Temperature	25° F	31° F
Electricity kWh	1750.0	373.3
Electricity Cost	\$331.33	\$117.51

RECEIVED
MN STATE UNIV, MANKATO

MAR 13 2017

ACCOUNTS PAYABLE
BUSINESS OFFICE

003243 2/8

03/08/2017

51-5986264-1



MAILING ADDRESS		ACCOUNT NUMBER	DUE DATE
MINNESOTA STATE UNIV MANKATO ACCOUNTS PAYABLE PO 194834 236 WIGLEY ADMINISTRATION CTR MANKATO MN 56001-6067		51-5986264-1	03/23/2017
		STATEMENT NUMBER	STATEMENT DATE
		537851293	03/08/2017
			AMOUNT DUE
			\$170,983.43

INFORMATION ABOUT YOUR BILL

The Minnesota Public Utilities Commission has approved a customer credit for funds received as part of a settlement with the U.S. Department of Energy regarding nuclear fuel storage. Your credit is shown as "Nuclear Fuel Settlement" on this billing statement.


For an average non-demand customer, 72% of your bill refers to power plant costs, 12% to high voltage line costs, and 16% to the cost of local wires connected to your business. For an average demand-billed customer, 81% of your total bill refers to power plant costs, 12% to high voltage lines, and 7% to the cost of local wires connected to your business.

POP QUIZ!

Dimmer switches can help bulbs last up to ___ times longer if dimmed to half the brightness. Fill in the blank, and learn how installing dimmer switches could help take your home or business to the bank.

A: 5 B: 10 C: 20 D: 50

Answer: C



ALWAYS delivering.

Utility Information

Page 5 of 18



YOUR MONTHLY ELECTRICITY USAGE



DAILY AVERAGES	Last Year	This Year
Temperature	24° F	30° F
Electricity kWh	23.0	22.2
Electricity Cost	\$3.04	\$2.92

MAILING ADDRESS	ACCOUNT NUMBER	DUE DATE
MINNESOTA STATE UNIV MANKATO ACCOUNTS PAYABLE PO 194834 236 WIGLEY ADMINISTRATION CTR MANKATO MN 56001-6067	51-5986264-1	03/23/2017
	STATEMENT NUMBER	STATEMENT DATE
	537851293	03/08/2017
		AMOUNT DUE
		\$170,983.43

SERVICE ADDRESS: ANDREAS OBSERVATORY
500 HINIKER MILL RD MANKATO, MN 56001
NEXT READ DATE: 03/28/17

ELECTRICITY SERVICE DETAILS

PREMISES NUMBER: 302470608
INVOICE NUMBER: 0662480787

METER READING INFORMATION

METER 60843507			
Read Dates: 01/24/17 - 02/23/17 (30 Days)			
DESCRIPTION	CURRENT READING	PREVIOUS READING	USAGE
Total Delivered by Xcel	58074 Actual	57408 Actual	666 kWh

ELECTRICITY CHARGES

RATE: Sm Gen Svc (Metered)

DESCRIPTION	USAGE UNITS	RATE	CHARGE
Basic Service Chg			\$10.00
Energy Charge Winter	666 kWh	\$0.074320	\$49.50
Fuel Cost Charge	666 kWh	\$0.025000	\$16.65
Affordability Chrg			\$0.97
Resource Adjustment			\$4.34
Interim Rate Adj			\$4.62
Subtotal			\$86.08
City Fees			\$1.55
Total			\$87.63

NON-RECURRING CHARGES / CREDITS DETAILS

DESCRIPTION		CHARGE
Nuclear Fuel Settlement	Premise # 302470608	- \$5.19 CR
Total		- \$5.19 CR

Premises Total **\$82.44**

INFORMATION ABOUT YOUR BILL

The Minnesota Public Utilities Commission has approved a customer credit for funds received as part of a settlement with the U.S. Department of Energy regarding nuclear fuel storage. Your credit is shown as "Nuclear Fuel Settlement" on this billing statement.

For an average non-demand customer, 72% of your bill refers to power plant costs, 12% to high voltage line costs, and 16% to the cost of local wires connected to your business. For an average demand-billed customer, 81% of your total bill refers to power plant costs, 12% to high voltage lines, and 7% to the cost of local wires connected to your business.

RECEIVED
MN STATE UNIV, MANKATO

MAR 13 2017

ACCOUNTS PAYABLE
BUSINESS OFFICE

003243 369

03/08/2017

51-5986264-1



MAILING ADDRESS	ACCOUNT NUMBER	DUE DATE
MINNESOTA STATE UNIV MANKATO ACCOUNTS PAYABLE PO 194834 236 WIGLEY ADMINISTRATION CTR MANKATO MN 56001-6067	51-5986264-1	03/23/2017
	STATEMENT NUMBER	STATEMENT DATE
	537851293	03/08/2017
		AMOUNT DUE
		\$170,983.43

SERVICE ADDRESS: VIKINGS TRAINING CAMP
1720 WARREN ST UNIT TRNCMP MANKATO, MN 56001
NEXT READ DATE: 03/28/17

ELECTRICITY SERVICE DETAILS

PREMISES NUMBER: 303254484
INVOICE NUMBER: 0662475374

METER READING INFORMATION				
METER 10022931 - Multiplier x 40		Read Dates: 01/24/17 - 02/25/17 (32 Days)		
DESCRIPTION	CURRENT READING	PREVIOUS READING	MEASURED USAGE	BILLED USAGE
Total Delivered by Xcel	2255 Actual	2255 Actual	0	0 kWh
Reactive	4978 Actual	4978 Actual	0	0 kVarh
Demand	Actual			0 kW
Billable Demand				0 kW

ELECTRICITY CHARGES

RATE: General Service

DESCRIPTION	USAGE UNITS	RATE	CHARGE
Basic Service Chg			\$25.75
Energy Charge	0 kWh	\$0.032010	\$0.00
Fuel Cost Charge	0 kWh	\$0.025260	\$0.00
Demand Charge Winter	0 kW	\$9.960000	\$0.00
Affordability Chrg			\$2.79
Resource Adjustment			\$0.00
Interim Rate Adj			\$2.00
Subtotal			\$30.54
City Fees			\$16.50
Total			\$47.04

NON-RECURRING CHARGES / CREDITS DETAILS

DESCRIPTION	CHARGE
Nuclear Fuel Settlement Premise # 303254484	- \$6.86 CR
Total	- \$6.86 CR

Premises Total **\$40.18**

DAILY AVERAGES	Last Year	This Year
Temperature	25° F	30° F
Electricity kWh	0.0	0.0
Electricity Cost	\$0.81	\$1.47

INFORMATION ABOUT YOUR BILL

The Minnesota Public Utilities Commission has approved a customer credit for funds received as part of a settlement with the U.S. Department of Energy regarding nuclear fuel storage. Your credit is shown as "Nuclear Fuel Settlement" on this billing statement.

For an average non-demand customer, 72% of your bill refers to power plant costs, 12% to high voltage line costs, and 16% to the cost of local wires connected to your business. For an average demand-billed customer, 81% of your total bill refers to power plant costs, 12% to high voltage lines, and 7% to the cost of local wires connected to your business.

Utility Information



MAILING ADDRESS		ACCOUNT NUMBER	DUE DATE
MINNESOTA STATE UNIV MANKATO ACCOUNTS PAYABLE PO 194834 236 WIGLEY ADMINISTRATION CTR MANKATO MN 56001-6067		51-5986264-1	03/23/2017
		STATEMENT NUMBER	STATEMENT DATE
		537851293	03/08/2017
		AMOUNT DUE	
		\$170,983.43	

Page 1 of 15

SERVICE ADDRESS: LOAD PROFILE Main Service
800 VAL IMM DR MANKATO, MN 56001

NEXT READ DATE: 04/04/17

ELECTRICITY SERVICE DETAILS

PREMISES NUMBER: 303482079

INVOICE NUMBER: 0662480479

METER READING INFORMATION**CONTRIBUTING METER 17091087 - Multiplier x 2800**

Read Dates: 01/31/17 - 03/02/17 (30 Days)

DESCRIPTION	CURRENT READING	PREVIOUS READING	MEASURED USAGE	BILLED USAGE
Measured Readings				
Total Delivered by Xcel	2 Actual	2 Actual	0	0 kWh
Reactive	0 Actual	0 Actual	0	0 kVAh
Interval Usage				
Total Contributing Energy	19 Actual	Actual	19	19 kWh
Contributing On Pk Energy	8 Actual	Actual	8	8 kWh
Contributing Off Pk Energy	11 Actual	Actual	11	11 kWh
Contributing Reactive Energy	0 Actual	Actual	0	0 kVAh
Contributing Demand	Actual			1 kW
Contributing On Pk Demand	Actual			1 kW
Contributing Off Pk Demand	Actual			1 kW

METER READING INFORMATION**CONTRIBUTING METER 17091085 - Multiplier x 2800**

Read Dates: 01/31/17 - 03/02/17 (30 Days)

DESCRIPTION	CURRENT READING	PREVIOUS READING	MEASURED USAGE	BILLED USAGE
Measured Readings				
Total Delivered by Xcel	14870 Actual	14406 Actual	464	1299200 kWh
Reactive	6006 Actual	5817 Actual	189	529200 kVAh
Interval Usage				
Total Contributing Energy	1299730 Actual	Actual	1299730	1299730 kWh
Contributing On Pk Energy	562483 Actual	Actual	562483	562483 kWh
Contributing Off Pk Energy	737247 Actual	Actual	737247	737247 kWh
Contributing Reactive Energy	530180 Actual	Actual	530180	530180 kVAh
Contributing Demand	Actual			2474 kW
Contributing On Pk Demand	Actual			2474 kW
Contributing Off Pk Demand	Actual			2154 kW

RECEIVED
MN-STATE UNIV, MANKATO

METER READING INFORMATION**TOTALIZED METER 17091088 - Multiplier x 2800**

Read Dates: 01/31/17 - 03/02/17 (30 Days)

DESCRIPTION	CURRENT READING	PREVIOUS READING	MEASURED USAGE	BILLED USAGE
Measured Readings				
Total Delivered by Xcel	10428 Actual	10070 Actual	358	1002400 kWh
Reactive	2945 Actual	2848 Actual	97	271600 kVAh
Interval Usage				
Total Contributing Energy	1003034 Actual	Actual	1003034	1003034 kWh
Contributing On Pk Energy	445411 Actual	Actual	445411	445411 kWh
Contributing Off Pk Energy	557623 Actual	Actual	557623	557623 kWh
Contributing Reactive Energy	273776 Actual	Actual	273776	273776 kVAh
Contributing Demand	Actual			1904 kW
Contributing On Pk Demand	Actual			1904 kW
Contributing Off Pk Demand	Actual			1722 kW
Total Energy	2302783 Actual	Actual	2302783	2302783 kWh
On Pk Energy	1007902 Actual	Actual	1007902	1007902 kWh
Off Pk Energy	1294881 Actual	Actual	1294881	1294881 kWh
Reactive Energy	803956 Actual	Actual	803956	803956 kVAh
Firm Demand	Actual			1 kW
Interrupt Demand	Actual			4370 kW
Demand	Actual			4371 kW
Billable Demand				4371 kW
On Pk Demand	Actual			4371 kW

MAR 13 2017

ACCOUNTS PAYABLE
BUSINESS OFFICE

003243 4/9

03/08/2017

51-5986264-1



MAILING ADDRESS	ACCOUNT NUMBER	DUE DATE
MINNESOTA STATE UNIV MANKATO ACCOUNTS PAYABLE PO 194834 236 WIGLEY ADMINISTRATION CTR MANKATO MN 56001-6067	51-5986264-1	03/23/2017
	STATEMENT NUMBER	STATEMENT DATE
	537851293	03/08/2017
		AMOUNT DUE
		\$170,983.43

METER READING INFORMATION				
TOTALIZED METER 17091088 - Multiplier x 2800			Read Dates: 01/31/17 - 03/02/17 (30 Days)	
DESCRIPTION	CURRENT READING	PREVIOUS READING	MEASURED USAGE	BILLED USAGE
Billable On Pk Demand				4371 kW
Off Pk Demand	Actual			3858 kW
Billable Off Pk Demand				0 kW
Power Factor On Pk Demand	94.41%			

ELECTRICITY CHARGES**RATE: Peak Control TOD**

DESCRIPTION	USAGE UNITS	RATE	CHARGE
Basic Service Chrg			\$55.00
On-Peak Energy	1007902 kWh	\$0.043890	\$44,236.82
Off-Peak Energy	1294881 kWh	\$0.021400	\$27,710.45
Fuel Cost Charge	1007902 kWh	\$0.029688	\$29,922.60
Fuel Cost Charge	1294881 kWh	\$0.018626	\$24,118.45
Failure to Contrl	1 kW	\$8.000000	\$8.00
Energy Chg Crd	554383 kWh	-\$0.014000	-\$7,761.36 CR
Firm On Pk DemandWinter	1 kW	\$9.060000	\$9.06
Off Peak Demand	0 kW	\$1.500000	\$0.00
Cntl On Pk Demand	4370 kW	\$5.800000	\$25,346.00
Affordability Chrg			\$2.79
Resource Adjustment			\$11,809.61
Interim Rate Adj			\$6,943.68
Subtotal			\$162,401.10
City Fees			\$223.00
Total			\$162,624.10

Begin Control Period 02/02/17 16:00
End Control Period 02/02/17 17:00

Meter 17091088 Predetermined Demand Level 0

NON-RECURRING CHARGES / CREDITS DETAILS

DESCRIPTION		CHARGE
Nuclear Fuel Settlement	Premise # 303482079	-\$12,353.81 CR
Total		-\$12,353.81 CR

Premises Total**\$150,270.29**

DAILY AVERAGES	Last Year	This Year
Temperature	25° F	31° F
Electricity kWh	81068.4	76759.4
Electricity Cost	\$5,773.95	\$5,420.80

Utility Information

Page 9 of 18



MAILING ADDRESS	ACCOUNT NUMBER		DUE DATE
MINNESOTA STATE UNIV MANKATO ACCOUNTS PAYABLE PO 194834 236 WIGLEY ADMINISTRATION CTR MANKATO MN 56001-6067	51-5986264-1		03/23/2017
	STATEMENT NUMBER	STATEMENT DATE	AMOUNT DUE
	537851293	03/08/2017	\$170,983.43

INFORMATION ABOUT YOUR BILL

The Minnesota Public Utilities Commission has approved a customer credit for funds received as part of a settlement with the U.S. Department of Energy regarding nuclear fuel storage. Your credit is shown as "Nuclear Fuel Settlement" on this billing statement.

For an average non-demand customer, 72% of your bill refers to power plant costs, 12% to high voltage line costs, and 16% to the cost of local wires connected to your business. For an average demand-billed customer, 81% of your total bill refers to power plant costs, 12% to high voltage lines, and 7% to the cost of local wires connected to your business.

003243 59



RECEIVED
MN STATE UNIV, MANKATO
MAR 13 2017
ACCOUNTS PAYABLE
BUSINESS OFFICE

POP QUIZ!

Dimmer switches can help bulbs last up to _____ times longer if dimmed to half the brightness. Fill in the blank, and learn how installing dimmer switches could help take your home or business to the bank.

A: 5 B: 10 C: 20 D: 50

Answer: C



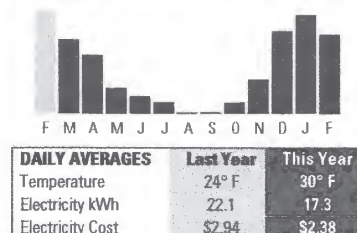
ALWAYS delivering.

03/08/2017

51-5986264-1



YOUR MONTHLY ELECTRICITY USAGE



MAILING ADDRESS	ACCOUNT NUMBER	DUE DATE
MINNESOTA STATE UNIV MANKATO ACCOUNTS PAYABLE PO 194834 236 WIGLEY ADMINISTRATION CTR MANKATO MN 56001-6067	51-5986264-1	03/23/2017
	STATEMENT NUMBER	STATEMENT DATE
	537851293	03/08/2017
		AMOUNT DUE
		\$170,983.43

SERVICE ADDRESS: **Standeford Observatory**
200 HINIKER MILL RD MANKATO, MN 56001

NEXT READ DATE: 03/28/17

ELECTRICITY SERVICE DETAILS

PREMISES NUMBER: 303680993
INVOICE NUMBER: 0662480270

METER READING INFORMATION			
METER 60425587	Read Dates: 01/24/17 - 02/23/17 (30 Days)		
DESCRIPTION	CURRENT READING	PREVIOUS READING	USAGE
Total Delivered by Xcel	25838 Actual	25318 Actual	520 kWh

ELECTRICITY CHARGES

RATE: Sm Gen Svc (Metered)

DESCRIPTION	USAGE UNITS	RATE	CHARGE
Basic Service Chg			\$10.00
Energy Charge Winter	520 kWh	\$0.074320	\$38.65
Fuel Cost Charge	520 kWh	\$0.025000	\$13.00
Affordability Chrg			\$0.97
Resource Adjustment			\$3.39
Interim Rate Adj			\$3.78
Subtotal			\$69.79
City Fees			\$1.55
Total			\$71.34

NON-RECURRING CHARGES / CREDITS DETAILS

DESCRIPTION	CHARGE
Nuclear Fuel Settlement Premise # 303680993	- \$2.07 CR
Total	- \$2.07 CR

Premises Total

\$69.27

INFORMATION ABOUT YOUR BILL

The Minnesota Public Utilities Commission has approved a customer credit for funds received as part of a settlement with the U.S. Department of Energy regarding nuclear fuel storage. Your credit is shown as "Nuclear Fuel Settlement" on this billing statement.

For an average non-demand customer, 72% of your bill refers to power plant costs, 12% to high voltage line costs, and 16% to the cost of local wires connected to your business. For an average demand-billed customer, 81% of your total bill refers to power plant costs, 12% to high voltage lines, and 7% to the cost of local wires connected to your business.

Utility Information



Page 11 of 10

DAILY AVERAGES	Last Year	This Year
Temperature	25° F	30° F
Electricity kWh	639.0	574.9
Electricity Cost	\$59.15	\$51.41

MAILING ADDRESS	ACCOUNT NUMBER	DUE DATE
MINNESOTA STATE UNIV MANKATO ACCOUNTS PAYABLE PO 194834 236 WIGLEY ADMINISTRATION CTR MANKATO MN 56001-6067	51-5986264-1	03/23/2017
	STATEMENT NUMBER	STATEMENT DATE
	537851293	03/08/2017
		AMOUNT DUE
		\$170,983.43

SERVICE ADDRESS: PARKING LOT LIGHTS
225 STADIUM RD MANKATO, MN 56001-4928

NEXT READ DATE: 03/28/17

ELECTRICITY SERVICE DETAILS

PREMISES NUMBER: 303842133
INVOICE NUMBER: 0662479994

METER READING INFORMATION			
METER 7824466			
Read Dates: 01/24/17 - 02/25/17 (32 Days)			
DESCRIPTION	CURRENT READING	PREVIOUS READING	USAGE
Total Energy	42641 Actual	24245 Actual	18396 kWh
On Pk Energy	19157 Actual	15076 Actual	4081 kWh
Off Pk Energy	23484 Actual	9169 Actual	14315 kWh
Demand	Actual		51.2 kW
Billable Demand			51 kW
On Pk Demand	Actual		51.2 kW
Billable On Pk Demand			51 kW
Off Pk Demand	Actual		48.22 kW
Billable Off Pk Demand			0 kW

ELECTRICITY CHARGES**RATE: General TOD Srvc**

DESCRIPTION	USAGE UNITS	RATE	CHARGE
Basic Service Chg			\$29.75
On-Peak Energy Chg	4081 kWh	\$0.044820	\$182.91
Off-Pk Energy Chg	14315 kWh	\$0.022330	\$319.65
Fuel Cost Charge	4081 kWh	\$0.030287	\$123.60
Fuel Cost Charge	14315 kWh	\$0.019002	\$272.02
Off-Pk Demand Chg	0 kW	\$2.400000	\$0.00
On-Pk Dmnd Chg Winter	51 kW	\$9.960000	\$507.96
Affordability Chrg			\$2.79
Resource Adjustment			\$109.46
Interim Rate Adj			\$80.63
Subtotal			\$1,828.77
City Fees			\$16.50
Total			\$1,845.27

OTHER RECURRING CHARGES DETAILS

DESCRIPTION	CHARGE
Invoice Number 662479984 225 STADIUM RD	
01/26/17 to 02/24/17 MANKATO, MN 56001-4928	
ODL St Light Maintenanc	\$111.20
Total	\$111.20

NON-RECURRING CHARGES / CREDITS DETAILS

DESCRIPTION	CHARGE
Nuclear Fuel Settlement Premise # 303842133	- \$85.10 CR
Total	- \$85.10 CR

Premises Total **\$1,871.37**

RECEIVED
MN STATE UNIV, MANKATO

MAR 13 2017

ACCOUNTS PAYABLE
BUSINESS OFFICE

003243 609

03/08/2017

51-5986264-1



MAILING ADDRESS	ACCOUNT NUMBER	DUE DATE
MINNESOTA STATE UNIV MANKATO ACCOUNTS PAYABLE PO 194834 236 WIGLEY ADMINISTRATION CTR MANKATO MN 56001-6067	51-5986264-1	03/23/2017
	STATEMENT NUMBER	STATEMENT DATE
	537851293	03/08/2017
		AMOUNT DUE
		\$170,983.43

INFORMATION ABOUT YOUR BILL

The Minnesota Public Utilities Commission has approved a customer credit for funds received as part of a settlement with the U.S. Department of Energy regarding nuclear fuel storage. Your credit is shown as "Nuclear Fuel Settlement" on this billing statement.


For an average non-demand customer, 72% of your bill refers to power plant costs, 12% to high voltage line costs, and 16% to the cost of local wires connected to your business. For an average demand-billed customer, 81% of your total bill refers to power plant costs, 12% to high voltage lines, and 7% to the cost of local wires connected to your business.

POP QUIZ!

Dimmer switches can help bulbs last up to ___ times longer if dimmed to half the brightness. Fill in the blank, and learn how installing dimmer switches could help take your home or business to the bank.

A: 5 B: 10 C: 20 D: 50

Answer: C



ALWAYS delivering.

Utility Information

Page 13 of 18



MAILING ADDRESS	ACCOUNT NUMBER	DUE DATE
MINNESOTA STATE UNIV MANKATO ACCOUNTS PAYABLE PO 194834 236 WIGLEY ADMINISTRATION CTR MANKATO MN 56001-6067	51-5986264-1	03/23/2017
	STATEMENT NUMBER	STATEMENT DATE
	537851293	03/08/2017
		AMOUNT DUE
		\$170,983.43

SERVICE ADDRESS: TRAFTON CHILLER SERVICE
103 MAYWOOD ST MANKATO, MN 56001
NEXT READ DATE: 04/04/17

ELECTRICITY SERVICE DETAILS

PREMISES NUMBER: 304221045
INVOICE NUMBER: 0662480262

METER READING INFORMATION				
METER 12231842 - Multiplier x 700		Read Dates: 01/31/17 - 03/04/17 (32 Days)		
DESCRIPTION	CURRENT READING	PREVIOUS READING	MEASURED USAGE	BILLED USAGE
Total Delivered by Xcel	9250 Actual	9241 Actual	9	6300 kWh
Reactive	5405 Actual	5385 Actual	20	14000 kVArh
Demand	Actual			21 kW
Adjusted Demand				46 kW
Billable Demand				59 kW
Power Factor Demand	41.04%			

ELECTRICITY CHARGES**RATE: General Service**

DESCRIPTION	USAGE UNITS	RATE	CHARGE
Basic Service Chg			\$25.75
Energy Charge	6300 kWh	\$0.031080	\$195.80
Fuel Cost Charge	6300 kWh	\$0.023319	\$146.91
Demand Charge Winter	59 kW	\$9.060000	\$534.54
Affordability Chrg			\$2.79
Resource Adjustment			\$80.14
Interim Rate Adj			\$58.60
Subtotal			\$1,044.53
City Fees			\$223.00
Total			\$1,267.53

NON-RECURRING CHARGES / CREDITS DETAILS

DESCRIPTION		CHARGE
Nuclear Fuel Settlement	Premise # 304221045	- \$650.47 CR
Total		- \$650.47 CR

Premises Total **\$817.06**

DAILY AVERAGES	Last Year	This Year
Temperature	25° F	31° F
Electricity kWh	186.7	196.9
Electricity Cost	\$39.83	\$39.61

INFORMATION ABOUT YOUR BILL

The Minnesota Public Utilities Commission has approved a customer credit for funds received as part of a settlement with the U.S. Department of Energy regarding nuclear fuel storage. Your credit is shown as "Nuclear Fuel Settlement" on this billing statement.

For an average non-demand customer, 72% of your bill refers to power plant costs, 12% to high voltage line costs, and 16% to the cost of local wires connected to your business. For an average demand-billed customer, 81% of your total bill refers to power plant costs, 12% to high voltage lines, and 7% to the cost of local wires connected to your business.

RECEIVED
MN STATE UNIV, MANKATO

MAR 13 2017

ACCOUNTS PAYABLE
BUSINESS OFFICE

003243 7/9

03/08/2017

51-5986264-1



MAILING ADDRESS	ACCOUNT NUMBER	DUE DATE
MINNESOTA STATE UNIV MANKATO ACCOUNTS PAYABLE PO 194834 236 WIGLEY ADMINISTRATION CTR MANKATO MN 56001-6067	51-5986264-1	03/23/2017
	STATEMENT NUMBER	STATEMENT DATE
	537851293	03/08/2017
		AMOUNT DUE
		\$170,983.43

SERVICE ADDRESS: Residential Facilities Service
450 ELLIS AVE MANKATO, MN 56001
NEXT READ DATE: 04/04/17

ELECTRICITY SERVICE DETAILS

PREMISES NUMBER: 304250275
INVOICE NUMBER: 0662482364

METER READING INFORMATION

METER 12516865 - Multiplier x 1400

Read Dates: 01/31/17 - 03/04/17 (32 Days)

DESCRIPTION	CURRENT READING	PREVIOUS READING	MEASURED USAGE	BILLED USAGE
Total Delivered by Xcel	10395 Actual	10238 Actual	157	219800 kWh
Reactive	3088 Actual	3045 Actual	43	60200 kVarh
Demand	Actual			406 kW
Billable Demand				406 kW
Power Factor Demand	96.45%			

ELECTRICITY CHARGES

RATE: General Service

DESCRIPTION	USAGE UNITS	RATE	CHARGE
Basic Service Chg			\$25.75
Energy Charge	219800 kWh	\$0.031080	\$6,831.38
Fuel Cost Charge	219800 kWh	\$0.023319	\$5,125.46
Energy Chg Crd	46438 kWh	-\$0.014000	-\$650.13 CR
Demand Charge Winter	406 kW	\$9.060000	\$3,678.36
Affordability Chrg			\$2.79
Resource Adjustment			\$1,115.82
Interim Rate Adj			\$766.11
Subtotal			\$16,895.54
City Fees			\$223.00
Total			\$17,118.54

NON-RECURRING CHARGES / CREDITS DETAILS

DESCRIPTION		CHARGE
Nuclear Fuel Settlement	Premise # 304250275	-\$1,133.51 CR
Total		-\$1,133.51 CR

Premises Total **\$15,985.03**

DAILY AVERAGES	Last Year	This Year
Temperature	25° F	31° F
Electricity kWh	7466.7	6868.8
Electricity Cost	\$611.72	\$534.95

INFORMATION ABOUT YOUR BILL

The Minnesota Public Utilities Commission has approved a customer credit for funds received as part of a settlement with the U.S. Department of Energy regarding nuclear fuel storage. Your credit is shown as "Nuclear Fuel Settlement" on this billing statement.

For an average non-demand customer, 72% of your bill refers to power plant costs, 12% to high voltage line costs, and 16% to the cost of local wires connected to your business. For an average demand-billed customer, 81% of your total bill refers to power plant costs, 12% to high voltage lines, and 7% to the cost of local wires connected to your business.

Utility Information



MAILING ADDRESS		ACCOUNT NUMBER	DUE DATE
MINNESOTA STATE UNIV MANKATO ACCOUNTS PAYABLE PO 194834 236 WIGLEY ADMINISTRATION CTR MANKATO MN 56001-6067		51-5986264-1	03/23/2017
		STATEMENT NUMBER	STATEMENT DATE
		537851293	03/08/2017
		AMOUNT DUE	
		\$170,983.43	

Page 15 of 18

OTHER RECURRING CHARGES DETAILS

INVOICE NUMBER: 662480121
 ADDRESS: 135 STADIUM RD
 MANKATO, MN 56001-4087

DESCRIPTION	USAGE UNITS	UNIT CHARGE	QTY	CHARGE
Install Number 162994 01/31/17 to 03/03/17 250 WATT HPS DIRECTIONAL CO OWN				
Auto Protective Lgt	650 kWh	\$12.62	5	\$63.10
Fuel Cost Charge				\$11.30
Resource Adjustment				\$2.08
Interim Rate Adj				\$4.89
Total				\$81.37

INVOICE NUMBER: 662480160
 ADDRESS: 135 STADIUM RD
 MANKATO, MN 56001-4087

DESCRIPTION	USAGE UNITS	UNIT CHARGE	QTY	CHARGE
Install Number 162995 01/31/17 to 03/03/17 250 WATT HPS AREA CO OWN				
Auto Protective Lgt	781 kWh	\$11.64	6	\$69.84
Fuel Cost Charge				\$13.58
Resource Adjustment				\$2.50
Interim Rate Adj				\$5.41
Total				\$91.33

INVOICE NUMBER: 662480187
 ADDRESS: 135 STADIUM RD
 MANKATO, MN 56001-4087

DESCRIPTION	USAGE UNITS	UNIT CHARGE	QTY	CHARGE
Install Number 162996 01/31/17 to 03/03/17 400 WATT HPS DIRECTIONAL CO OWN				
Auto Protective Lgt	204 kWh	\$16.12	1	\$16.12
Fuel Cost Charge				\$3.55
Resource Adjustment				\$0.65
Interim Rate Adj				\$1.25
Total				\$21.57

INVOICE NUMBER: 662480224
 ADDRESS: 135 STADIUM RD
 MANKATO, MN 56001-4087

DESCRIPTION	USAGE UNITS	UNIT CHARGE	QTY	CHARGE
Install Number 162997 01/31/17 to 03/03/17 250 WATT HPS AREA CO OWN				
Auto Protective Lgt	130 kWh	\$11.64	1	\$11.64
Fuel Cost Charge				\$2.26

003243 8/9



03/08/2017

51-5986264-1

RECEIVED
 MN STATE UNIV, MANKATO

MAR 13 2017

ACCOUNTS PAYABLE
 BUSINESS OFFICE



MAILING ADDRESS	ACCOUNT NUMBER	DUE DATE
MINNESOTA STATE UNIV MANKATO ACCOUNTS PAYABLE PO 194834 236 WIGLEY ADMINISTRATION CTR MANKATO MN 56001-6067	51-5986264-1	03/23/2017
	STATEMENT NUMBER	STATEMENT DATE
	537851293	03/08/2017
		AMOUNT DUE
		\$170,983.43

OTHER RECURRING CHARGES DETAILS

INVOICE NUMBER: 662480224
 ADDRESS: 135 STADIUM RD
 MANKATO, MN 56001-4087

DESCRIPTION	USAGE UNITS	UNIT CHARGE	QTY	CHARGE
Resource Adjustment				\$0.41
Interim Rate Adj				\$0.90
Total				\$15.21

NON-RECURRING CHARGES / CREDITS DETAILS

DESCRIPTION		CHARGE
Nuclear Fuel Settlement	Premise # 3294795	-\$2.05 CR
Nuclear Fuel Settlement	Premise # 3294796	-\$2.47 CR
Nuclear Fuel Settlement	Premise # 3294797	-\$0.64 CR
Nuclear Fuel Settlement	Premise # 3294798	-\$0.42 CR
Total		-\$5.58 CR

INFORMATION ABOUT YOUR BILL

The Minnesota Public Utilities Commission has approved a customer credit for funds received as part of a settlement with the U.S. Department of Energy regarding nuclear fuel storage. Your credit is shown as "Nuclear Fuel Settlement" on this billing statement.



Utility Information

Page 17 of 18



MAILING ADDRESS		ACCOUNT NUMBER	DUE DATE
MINNESOTA STATE UNIV MANKATO ACCOUNTS PAYABLE PO 194834 236 WIGLEY ADMINISTRATION CTR MANKATO MN 56001-6067		51-5986264-1	03/23/2017
		STATEMENT NUMBER	STATEMENT DATE
		537851293	03/08/2017
			AMOUNT DUE
			\$170,983.43

WE MIX SO YOU CAN MAX.

Energy that comes from diverse sources is better for everyone. We're always working to deliver energy that is safe, clean, reliable and affordable. It's a balancing act, and we all benefit from it. Learn more in our annual Corporate Responsibility Report at xcelenergy.com/CorporateResponsibility.



Add Energy Efficiency to your 2017 To-Do List

Start the New Year off right. It's time to save money where you can, and start fresh this year, by making energy efficiency a priority for your business. Reduce your energy usage by using our rebate programs and energy-saving tips, which will lead to reduced energy bills. Simple changes can amount to big savings, so get started today.

Visit xcelenergy.com to learn more ways to save energy costs for your business.

RECEIVED
MN STATE UNIV, MANKATO

MAR 13 2017

ACCOUNTS PAYABLE
BUSINESS OFFICE

KEEP AN EYE OUT FOR SCAMS AND SHADY PHONE CALLS.

If someone calls threatening to turn off your power due to an unpaid balance, and asks you to pay with a prepaid or reloadable card, hang up the phone immediately. And if someone comes by claiming to be us, be sure to ask for identification.

Call us anytime at 800.895.4999.



ALWAYS *delivering.*

003243 9/9

03/08/2017

51-5986264-1

IMPORTANT PHONE NUMBERS

Electric Emergencies:	1-800-895-1999	24 hours, 7 days a week
Natural Gas Emergencies:	1-800-895-2999	24 hours, 7 days a week
Residential Customer Service*:	1-800-895-4999	24 hours, 7 days a week
Business Solutions Center*:	1-800-481-4700	8am – 5pm, Mon – Fri
TTD/TTY	1-800-895-4949	24 hours, 7 days a week
Call Before You Dig	811	24 hours, 7 days a week

*Register any inquiry or complaint at the above.

IMPORTANT ADDRESSES

General Inquiries*	Payments
Xcel Energy	Xcel Energy
PO Box 8	PO Box 9477
Eau Claire, WI 54702-0008	Minneapolis, MN 55484-9477
xcelenergy.com	Please include stub for faster processing.

GENERAL INFORMATION**City Fees**

A fee some cities impose that Xcel Energy collects from customers and pays directly to the city.

Electronic Check Conversion

When you pay your bill by check, in most cases Xcel Energy will use your check information to make a one-time electronic debit from your checking account on the day we receive your check. There are no fees for this electronic conversion. In all other cases we will process your check.

Environmental Information

Fuels used to generate electricity have different costs, reliability and air emissions. For more information, contact Xcel Energy at 1-800-895-4999 or online at xcelenergy.com. You can also contact the Minnesota Department of Commerce at www.commerce.state.mn.us or the Minnesota Pollution Control Agency at www.pca.state.mn.us/programs/electricity.html.

Estimated Bills

Xcel Energy attempts to read meters each month. If no reading is taken, Xcel Energy estimates your month's bill based on your past use.

Governing Regulatory Agency

The Minnesota Public Utilities Commission regulates this utility and is available for mediation. MPUC: 121 7th Place E., Suite 350, St. Paul, MN 55101-2147 – www.puc.state.mn.us.

Late Payment Charge

Xcel Energy will assess a late payment charge on unpaid amounts two working days after the due date. The late payment charge is 1.5% monthly, or \$1, whichever is greater. No late payment charge will be assessed if the unpaid amount is less than \$10.

Payment Responsibility

If the name on the front of your bill is not that of a person or business who has payment responsibility, call Xcel Energy at 1-800-895-4999.

Further information is available to customers upon request.

ABOUT YOUR ELECTRIC RATES**Affordability Charge**

A surcharge to recover the costs of offering bill payment assistance and discount programs for low-income customers.

Basic Service Charge

Fixed monthly charge for certain fixed costs (metering, billing, maintenance, etc.)

Conservation Improvement Programs

Minnesota law requires Xcel Energy to invest in programs that help customers save energy.

Demand Charge

Charge to commercial and industrial customers for the fixed costs of the electric capacity required to meet the peak electric loads on Xcel Energy's system. The charge, which is adjusted seasonally, applies to the highest 15 minute kW demand during the billing period.

Energy Charge

Charge per kWh of electricity usage to recover the variable costs of producing energy.

Environmental Improvement Rider

Minnesota law allows Xcel Energy to recover the costs of significant environmental improvements at three of Xcel Energy's fossil fuel power plants.

Fuel Cost Charge

Charge per kWh to recover the costs of fuel needed to run Xcel Energy's generating plants, as well as the cost of purchasing energy from other suppliers.

kWh

One kilowatt-hour (kWh) is a unit of electrical usage. One kWh equals 1,000 watts of electricity used for one hour. This is enough electricity to light a 100-watt light bulb for 10 hours.

Mercury Cost Recovery

Minnesota law allows Xcel Energy to recover costs related to reducing Mercury emissions at two of Xcel Energy's fossil fuel power plants.

Renewable Development Fund

Minnesota law requires Xcel Energy to allocate money to support development of renewable energy projects and research and development of renewable energy technologies.

Renewable Energy Standard

Minnesota law allows Xcel Energy to recover the costs of new renewable generation.

Resource Adjustment

This includes costs related to: Conservation Improvement Programs, Mercury Cost Recovery, Renewable Development Fund, Renewable Energy Standard, State Energy Policy, Transmission Cost Recovery.

State Energy Policy

Minnesota law allows Xcel Energy to recover costs related to various energy policies approved by the Legislature.

Transmission Cost Recovery

Minnesota law allows Xcel Energy to recover costs associated with new investments in the electric transmission system necessary to deliver electric energy to customers.

Windsource*

Windsource is an optional program where you choose how much wind energy you would like to support. You can choose a fixed number of Windsource blocks (100 kWh each) or choose a 100% Windsource option.

ABOUT YOUR NATURAL GAS RATES**Basic Service Charge**

Monthly charge for certain fixed costs (metering, billing, maintenance, etc.)

Charge per therm

Charge to recover the cost of natural gas purchases from wholesale suppliers and delivered to Xcel Energy's distribution system via pipeline. This charge is adjusted each month.

Conservation Improvement Programs

Minnesota law requires Xcel Energy to invest in programs that help customers save energy.

Distribution Charge

Charge per therm that covers only the delivery costs of natural gas to a home or business through our distribution system. It does not include the charges for the natural gas itself.

Gas Affordability Program

A surcharge to recover the costs of offering a low-income customer co-pay program designed to reduce natural gas service disconnections. Billed to all non-interruptible customers.

Gas Utility Infrastructure Costs

Minnesota law allows Xcel Energy to recover MPUC-approved costs of assessments, modifications, and replacement of natural gas facilities as required to comply with state and federal pipeline safety programs.

Heat Content Adjustment

Corrects for variances in the heating capability of natural gas, and the adjustment varies monthly. The higher the heat content, the lower the volume of natural gas needed to provide the same heating.

New Area Service/Extension Surcharge

Monthly charge for extending natural gas service to areas where the cost would otherwise have been prohibitive under Company's present rates and service extension policy.

Pressure Correction Adjustment

Adjusts for variances in the amount of natural gas measured by different types of meters due to pressure differences in the natural gas delivered to a service.

Resource Adjustment

This includes costs related to Conservation Improvement Programs, Gas Utility Infrastructure Costs and State Energy Policy Rider.

State Energy Policy

Minnesota law allows Xcel Energy to recover costs related to various energy policies approved by the Legislature.

Therm

A therm is a unit of heating value equal to 100,000 British Thermal Units (BTUs). Since natural gas meters measure the volume of natural gas consumed in cubic feet, the Heat Content Adjustment is used to determine how much heat, in therms, is contained in the volume consumed.

PAYMENT OPTIONS

Standard Payment Options: (No fees apply)

- **My Account/eBill™** – View/pay your bill online, view energy usage and access account information.
- **Auto Pay** – Automatically pay your bill directly from your bank account.
- **Pay By Phone** – Make your payment by phone from your checking or savings account by calling 1-800-895-4999.
- **Pay By Mail** – Return the enclosed envelope and attached bill stub with your payment. Apply proper postage.

- **Online View and Pay** – View and pay your bills online through a third-party vendor.

Other Payment Options (Third-party fees will apply. Xcel Energy does not collect nor benefit from these fees.)

- **Credit/Debit Card Payment** – Use your credit or debit card either online or by calling 1-888-747-1523.
- **Pay Stations** – Pay your bill in-person at a location near you.

Learn more at xcelenergy.com/MyAccount

18-02-242

Utility Information



NORTHERN STATES POWER COMPANY

P00094088 Page 1 of 16

MAILING ADDRESS	ACCOUNT NUMBER	DUE DATE
MINNESOTA STATE UNIV MANKATO ACCOUNTS PAYABLE PO 194834 236 WIGLEY ADMINISTRATION CTR MANKATO MN 56001-6067	51-5986264-1	09/25/2017
	STATEMENT NUMBER	STATEMENT DATE
	561071389	09/08/2017
		AMOUNT DUE
		\$224,022.54

QUESTIONS ABOUT YOUR BILL?

See our website: xcelenergy.com
 Email us at: Customerservice@xcelenergy.com
 Please Call: 1-800-481-4700
 Hearing Impaired: 1-800-895-4949
 Fax: 1-800-311-0050
 Or write us at: XCEL ENERGY
 PO BOX 8
 EAU CLAIRE WI 54702-0008

ACCOUNT BALANCE

Previous Balance	As of 07/31	\$250,234.74
Payment Received	Cash 09/05	-\$126,181.89 CR
	Cash 08/24	-\$124,052.85 CR
Balance Forward		\$0.00
Current Charges		\$223,826.00
Other Recurring Charges		\$196.54
Amount Due		\$224,022.54

PREMISES SUMMARY

PREMISES NUMBER	PREMISES IDENTIFIER	PREMISES DESCRIPTOR	CURRENT BILL
302425708	800 VAL IMM DR	CHILLER	\$49,307.77
302470608	500 HINIKER MILL RD	ANDREAS OBSERVATORY	\$145.67
303254484	1720 WARREN ST UNIT TRNCMP	VIKINGS TRAINING CAMP	\$1,618.72
303482079	800 VAL IMM DR	LOAD PROFILE Main Service	\$123,639.50
303680993	200 HINIKER MILL RD	Standeford Observatory	\$14.73
303842133	225 STADIUM RD	PARKING LOT LIGHTS	\$808.02
304221045	103 MAYWOOD ST	TRAFTON CHILLER SERVICE	\$29,025.11
304250275	450 ELLIS AVE	Residential Facilities Service	\$19,266.48
Total			\$223,826.00

OTHER RECURRING CHARGES SUMMARY

DESCRIPTION	CURRENT BILL
Auto Protective Lgt	\$196.54
Total	\$196.54

RECEIVED
MN STATE UNIV, MANKATO
SEP 13 2017

ACCOUNTS PAYABLE
BUSINESS OFFICE

RETURN TO THE PORTION WITH YOUR PAYMENT • PLEASE DO NOT USE STAPLES, TAPE OR PAPER CLIPS



ACCOUNT NUMBER	DUE DATE	AMOUNT DUE	AMOUNT ENCLOSED
51-5986264-1	09/25/2017	\$224,022.54	

Please see the back of this bill for more information
regarding the late payment charge. Pay on or before the
date due to avoid assessment of a late payment charge.
Make your check payable to XCEL ENERGY

SEPTEMBER						
S	M	T	W	T	F	S
					1	2
3	4	5	6	7	8	9
10	11	12	13	14	15	16
17	18	19	20	21	22	23
24	25	26	27	28	29	30

AB 02 002682 42073 A 14 A



MINNESOTA STATE UNIV MANKATO
ACCOUNTS PAYABLE PO 194834
236 WIGLEY ADMINISTRATION CTR
MANKATO MN 56001-6067



XCEL ENERGY
P.O. BOX 9477
MPLS MN 55484-9477

31 51092517 59862641 0002240225400022402254

M9.13.17



MAILING ADDRESS	ACCOUNT NUMBER		DUE DATE
MINNESOTA STATE UNIV MANKATO ACCOUNTS PAYABLE PO 194834 236 WIGLEY ADMINISTRATION CTR MANKATO MN 56001-6067	51-5986264-1		09/25/2017
	STATEMENT NUMBER	STATEMENT DATE	AMOUNT DUE
	561071389	09/08/2017	\$224,022.54

INFORMATION ABOUT YOUR BILL


Different fuel sources are used to generate electricity, and they produce different air emissions. For updated environmental information for the year ended 2016, go to: www.xcelenergy.com/Rates, under Rates, go to Learn More, then Rates: Brochures & Resources, and select Inside Your Electric Bill-Environmental Disclosure & Costs. If you don't have internet access, please contact us at 1-800-895-4999 and we can provide you with this information.

Thank you for your payment.

Convenience at your service - Pay your bills electronically-fast and easy with Electronic Funds Transfer. Call us at 1-800-481-4700 or visit us at www.xcelenergy.com.

BUILDING A FOUNDATION STARTS WITH BUILDINGS AND FOUNDATIONS.

We know a strong community needs to be built from the ground up. We work with nonprofit organizations, and invest in areas like STEM education and environmental stewardship to create communities that have the power to make themselves better.



ALWAYS delivering.

Utility Information



MAILING ADDRESS	ACCOUNT NUMBER	DUE DATE
MINNESOTA STATE UNIV MANKATO ACCOUNTS PAYABLE PO 194834 236 WIGLEY ADMINISTRATION CTR MANKATO MN 56001-8067	51-5986264-1	09/25/2017
	STATEMENT NUMBER	STATEMENT DATE
	561071389	09/08/2017
		AMOUNT DUE
		\$224,022.54

SERVICE ADDRESS: CHILLER
800 VAL IMM DR MANKATO, MN 56001
NEXT READ DATE: 10/02/17

ELECTRICITY SERVICE DETAILS

PREMISES NUMBER: 302425708
INVOICE NUMBER: 0688723618

METER READING INFORMATION				
METER 14060961 - Multiplier x 700				
Read Dates: 07/31/17 - 08/29/17 (29 Days)				
DESCRIPTION	CURRENT READING	PREVIOUS READING	MEASURED USAGE	BILLED USAGE
Total Energy	12180 Actual	11580 Actual	600	420000 kWh
On Pk Energy	5516 Actual	5220 Actual	296	207200 kWh
Off Pk Energy	6663 Actual	6359 Actual	304	212800 kWh
Reactive Energy	5454 Actual	5411 Actual	43	30100 kVarh
Demand	Actual			1526 kW
Billable Demand				1526 kW
On Pk Demand	Actual			1526 kW
Billable On Pk Demand				1526 kW
Off Pk Demand	Actual			1463 kW
Billable Off Pk Demand				0 kW
Power Factor On Pk Demand	99.74%			

ELECTRICITY CHARGES

RATE: General TOD Srvc

DESCRIPTION	USAGE UNITS	RATE	CHARGE
Basic Service Chg			\$29.75
On-Peak Energy Chg	207200 kWh	\$0.043890	\$9,094.01
Off-Peak Energy Chg	212800 kWh	\$0.021400	\$4,553.92
Fuel Cost Charge	207200 kWh	\$0.028250	\$5,853.40
Fuel Cost Charge	212800 kWh	\$0.017730	\$3,772.94
On-Peak Demand ChSumm	1526 kW	\$13.170000	\$20,097.42
Off-Peak Demand Ch	0 kW	\$1.500000	\$0.00
Affordability Chrg			\$2.79
Resource Adjustment			\$3,062.96
Interim Rate Adj			\$2,617.58
Subtotal			\$49,084.77
City Fees			\$223.00
Total			\$49,307.77

Premises Total **\$49,307.77**

DAILY AVERAGES	Last Year	This Year
Temperature	74° F	69° F
Electricity kWh	23124.1	14482.8
Electricity Cost	\$2,489.31	\$1,700.27

INFORMATION ABOUT YOUR BILL

For an average non-demand customer, 69% of your bill refers to power plant costs, 14% to high voltage line costs, and 17% to the cost of local wires connected to your business. For an average demand customer, 79% of your total bill refers to power plant costs, 13% to high voltage lines, and 8% to the cost of local wires connected to your business.

RECEIVED
MN STATE UNIV, MANKATO

SEP 18 2017

ACCOUNTS PAYABLE
BUSINESS OFFICE



YOUR MONTHLY ELECTRICITY USAGE



DAILY AVERAGES	Last Year	This Year
Temperature	74° F	71° F
Electricity kWh	30.5	36.2
Electricity Cost	\$4.25	\$5.02

MAILING ADDRESS	ACCOUNT NUMBER	DUE DATE
MINNESOTA STATE UNIV MANKATO ACCOUNTS PAYABLE PO 194834 236 WIGLEY ADMINISTRATION CTR MANKATO MN 56001-6067	51-5986264-1	09/25/2017
	STATEMENT NUMBER	STATEMENT DATE
	561071389	09/08/2017
		AMOUNT DUE
		\$224,022.54

SERVICE ADDRESS: ANDREAS OBSERVATORY
500 HINIKER MILL RD MANKATO, MN 56001
NEXT READ DATE: 09/25/17

ELECTRICITY SERVICE DETAILS

PREMISES NUMBER: 302470608
INVOICE NUMBER: 0688725037

METER READING INFORMATION

METER 60843507			
Read Dates: 07/24/17 - 08/22/17 (29 Days)			
DESCRIPTION	CURRENT READING	PREVIOUS READING	USAGE
Total Delivered by Xcel	62611 Actual	61561 Actual	1050 kWh

ELECTRICITY CHARGES

RATE: Sm Gen Svc (Metered)


DESCRIPTION	USAGE UNITS	RATE	CHARGE
Basic Service Chg			\$10.00
Energy Charge Summer	1050 kWh	\$0.087870	\$92.26
Fuel Cost Charge	1050 kWh	\$0.024324	\$25.54
Affordability Chrg			\$0.97
Resource Adjustment			\$7.42
Interim Rate Adj			\$7.93
Subtotal			\$144.12
City Fees			\$1.55
Total			\$145.67
Premises Total			\$145.67

INFORMATION ABOUT YOUR BILL

For an average non-demand customer, 69% of your bill refers to power plant costs, 14% to high voltage line costs, and 17% to the cost of local wires connected to your business. For an average demand customer, 79% of your total bill refers to power plant costs, 13% to high voltage lines, and 8% to the cost of local wires connected to your business.

THE SUN CAN BE THE MOST PRODUCTIVE MEMBER OF THE FAMILY BUSINESS.

The sun is pretty darn powerful. Use it. Open window shades and curtains during the day to heat your business with sunlight. At dusk, close the shades and curtains to keep in the heat.



ALWAYS delivering.

Utility Information



MAILING ADDRESS	ACCOUNT NUMBER	DUE DATE
MINNESOTA STATE UNIV MANKATO ACCOUNTS PAYABLE PO 194834 236 WIGLEY ADMINISTRATION CTR MANKATO MN 56001-6067	51-5986264-1	09/25/2017
	STATEMENT NUMBER	STATEMENT DATE
	561071389	09/08/2017
		AMOUNT DUE
		\$224,022.54

Page 5 of 18

SERVICE ADDRESS: VIKINGS TRAINING CAMP
1720 WARREN ST UNIT TRNCMP MANKATO, MN 56001
NEXT READ DATE: 09/25/17

ELECTRICITY SERVICE DETAILS

PREMISES NUMBER: 303254484
INVOICE NUMBER: 0688728034

METER READING INFORMATION				
METER 10022831 - Multiplier x 40		Read Dates: 07/24/17 - 08/22/17 (29 Days)		
DESCRIPTION	CURRENT READING	PREVIOUS READING	MEASURED USAGE	BILLED USAGE
Total Delivered by Xcel	2546 Actual	2375 Actual	171	6840 kWh
Reactive	5498 Actual	5317 Actual	181	7240 kVAh
Demand	Actual			59.6 kW
Adjusted Demand				78 kW
Billable Demand				71 kW
Power Factor Demand	68.67%			

ELECTRICITY CHARGES**RATE: General Service**

DESCRIPTION	USAGE UNITS	RATE	CHARGE
Basic Service Chg			\$25.75
Energy Charge	6840 kWh	\$0.032010	\$218.95
Fuel Cost Charge	6840 kWh	\$0.023262	\$159.11
Demand Charge Summer	71 kW	\$14.070000	\$998.97
Affordability Chrg			\$2.79
Resource Adjustment			\$100.26
Interim Rate Adj			\$96.39
Subtotal			\$1,002.22
City Fees			\$16.50
Total			\$1,018.72
Premises Total			\$1,018.72

DAILY AVERAGES	Last Year	This Year
Temperature	74° F	71° F
Electricity kWh	408.7	235.9
Electricity Cost	\$62.93	\$55.82

INFORMATION ABOUT YOUR BILL

For an average non-demand customer, 69% of your bill refers to power plant costs, 14% to high voltage line costs, and 17% to the cost of local wires connected to your business. For an average demand customer, 79% of your total bill refers to power plant costs, 13% to high voltage lines, and 8% to the cost of local wires connected to your business.

RECEIVED
MN STATE UNIV, MANKATO

SEP 13 2017

ACCOUNTS PAYABLE
BUSINESS OFFICE

002862 38

09/08/2017

51-5986264-1



MAILING ADDRESS	ACCOUNT NUMBER	DUE DATE
MINNESOTA STATE UNIV MANKATO ACCOUNTS PAYABLE PO 194834 236 WIGLEY ADMINISTRATION CTR MANKATO MN 56001-6067	51-5986264-1	09/25/2017
	STATEMENT NUMBER	STATEMENT DATE
	561071389	09/08/2017
		AMOUNT DUE
		\$224,022.54

SERVICE ADDRESS: **LOAD PROFILE Main Service**
800 VAL IMM DR MANKATO, MN 56001
 NEXT READ DATE: 10/02/17

ELECTRICITY SERVICE DETAILS

PREMISES NUMBER: 303482079
 INVOICE NUMBER: 0688725101

METER READING INFORMATION

CONTRIBUTING METER 17091087 - Multiplier x 2800

Read Dates: 07/31/17 - 08/29/17 (29 Days)

DESCRIPTION	CURRENT READING	PREVIOUS READING	MEASURED USAGE	BILLED USAGE
Measured Readings				
Total Energy	2 Actual	2 Actual	0	0 kWh
Reactive Energy	0 Actual	0 Actual	0	0 kVArh
Interval Usage				
Total Contributing Energy	3 Actual	Actual	3	3 kWh
Contributing On Pk Energy	1 Actual	Actual	1	1 kWh
Contributing Off Pk Energy	2 Actual	Actual	2	2 kWh
Contributing Reactive Energy	0 Actual	Actual	0	0 kVArh
Contributing Demand	Actual			1 kW
Contributing On Pk Demand	Actual			1 kW
Contributing Off Pk Demand	Actual			1 kW

METER READING INFORMATION

CONTRIBUTING METER 17091085 - Multiplier x 2800

Read Dates: 07/31/17 - 08/29/17 (29 Days)

DESCRIPTION	CURRENT READING	PREVIOUS READING	MEASURED USAGE	BILLED USAGE
Measured Readings				
Total Energy	17247 Actual	16865 Actual	382	1069600 kWh
Reactive Energy	7025 Actual	6856 Actual	169	473200 kVArh
Interval Usage				
Total Contributing Energy	1049732 Actual	Actual	1049732	1049732 kWh
Contributing On Pk Energy	437349 Actual	Actual	437349	437349 kWh
Contributing Off Pk Energy	612383 Actual	Actual	612383	612383 kWh
Contributing Reactive Energy	464538 Actual	Actual	464538	464538 kVArh
Contributing Demand	Actual			2165 kW
Contributing On Pk Demand	Actual			2165 kW
Contributing Off Pk Demand	Actual			2018 kW

METER READING INFORMATION

TOTALIZED METER 17091088 - Multiplier x 2800

Read Dates: 07/31/17 - 08/29/17 (29 Days)

DESCRIPTION	CURRENT READING	PREVIOUS READING	MEASURED USAGE	BILLED USAGE
Measured Readings				
Total Energy	12058 Actual	11810 Actual	248	694400 kWh
Reactive Energy	3410 Actual	3340 Actual	70	196000 kVArh
Interval Usage				
Total Contributing Energy	695822 Actual	Actual	695822	695822 kWh
Contributing On Pk Energy	301704 Actual	Actual	301704	301704 kWh
Contributing Off Pk Energy	394118 Actual	Actual	394118	394118 kWh
Contributing Reactive Energy	195512 Actual	Actual	195512	195512 kVArh
Contributing Demand	Actual			1430 kW
Contributing On Pk Demand	Actual			1430 kW
Contributing Off Pk Demand	Actual			1348 kW
Total Energy	1745557 Actual	Actual	1745557	1745557 kWh
On Pk Energy	739054 Actual	Actual	739054	739054 kWh
Off Pk Energy	1006503 Actual	Actual	1006503	1006503 kWh
Reactive Energy	660050 Actual	Actual	660050	660050 kVArh
Firm Demand	Actual			0 kW
Interrupt Demand	Actual			3577 kW
Demand	Actual			3577 kW
Billable Demand				3577 kW
On Pk Demand	Actual			3577 kW

Utility Information



MAILING ADDRESS	ACCOUNT NUMBER	DUE DATE
MINNESOTA STATE UNIV MANKATO ACCOUNTS PAYABLE PO 194834 236 WIGLEY ADMINISTRATION CTR MANKATO MN 56001-6067	51-5986264-1	09/25/2017
	STATEMENT NUMBER	STATEMENT DATE
	561071389	09/08/2017
		AMOUNT DUE
		\$224,022.54

METER READING INFORMATION				
TOTALIZED METER 17091088 - Multiplier x 2800			Read Dates: 07/31/17 - 08/29/17 (29 Days)	
DESCRIPTION	CURRENT READING	PREVIOUS READING	MEASURED USAGE	BILLED USAGE
Billable On Pk Demand				3577 kW
Off Pk Demand	Actual			3340 kW
Billable Off Pk Demand				0 kW
Power Factor On Pk Demand	93.54%			

ELECTRICITY CHARGES		RATE: Peak Control TOD	
DESCRIPTION	USAGE UNITS	RATE	CHARGE
Basic Service Chrg			\$55.00
On-Peak Energy	739054 kWh	\$0.043890	\$32,437.08
Off-Peak Energy	1006503 kWh	\$0.021400	\$21,539.16
Fuel Cost Charge	739054 kWh	\$0.028250	\$20,878.28
Fuel Cost Charge	1006503 kWh	\$0.017730	\$17,845.30
Energy Chg Crd	361258 kWh	-\$0.014000	-\$5,057.61 CR
Firm On Pk Demand Summe	0 kW	\$13.170000	\$0.00
Off Peak Demand	0 kW	\$1.500000	\$0.00
Cntl On Pk Demand	3577 kW	\$5.800000	\$20,746.60
Affordability Chrg			\$2.79
Resource Adjustment			\$9,566.59
Interim Rate Adj			\$5,403.31
Subtotal			\$123,416.50
City Fees			\$223.00
Total			\$123,639.50

Meter 17091088 Predetermined Demand Level 0

Premises Total **\$123,639.50**

DAILY AVERAGES	Last Year	This Year
Temperature	74° F	69° F
Electricity kWh	72198.3	60191.6
Electricity Cost	\$5,016.53	\$4,263.43

INFORMATION ABOUT YOUR BILL

For an average non-demand customer, 69% of your bill refers to power plant costs, 14% to high voltage line costs, and 17% to the cost of local wires connected to your business. For an average demand customer, 79% of your total bill refers to power plant costs, 13% to high voltage lines, and 8% to the cost of local wires connected to your business.

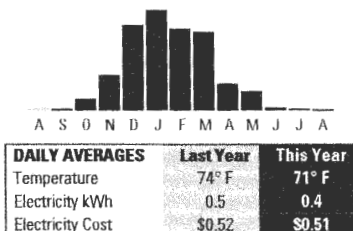
RECEIVED
MN STATE UNIV, MANKATO

SEP 13 2017

ACCOUNTS PAYABLE
BUSINESS OFFICE



YOUR MONTHLY ELECTRICITY USAGE



MAILING ADDRESS	ACCOUNT NUMBER	DUE DATE
MINNESOTA STATE UNIV MANKATO ACCOUNTS PAYABLE PO 194834 236 WIGLEY ADMINISTRATION CTR MANKATO MN 56001-6067	51-5986264-1	09/25/2017
	STATEMENT NUMBER	STATEMENT DATE
	561071389	09/08/2017
		AMOUNT DUE
		\$224,022.54

SERVICE ADDRESS: Standeford Observatory
200 HINIKER MILL RD MANKATO, MN 56001
NEXT READ DATE: 09/25/17

ELECTRICITY SERVICE DETAILS

PREMISES NUMBER: 303680993
INVOICE NUMBER: 0688724858

METER READING INFORMATION			
METER 60425587		Read Dates: 07/24/17 - 08/22/17 (29 Days)	
DESCRIPTION	CURRENT READING	PREVIOUS READING	USAGE
Total Delivered by Xcel	26685 Actual	26674 Actual	11 kWh

ELECTRICITY CHARGES

RATE: Sm Gen Svc (Metered)

DESCRIPTION	USAGE UNITS	RATE	CHARGE
Basic Service Chg			\$10.00
Energy Charge Summer	11 kWh	\$0.087870	\$0.97
Fuel Cost Charge	11 kWh	\$0.023636	\$0.26
Affordability Chrg			\$0.97
Resource Adjustment			\$0.12
Interim Rate Adj			\$0.86
Subtotal			\$13.18
City Fees			\$1.55
Total			\$14.73


Premises Total **\$14.73**

INFORMATION ABOUT YOUR BILL

For an average non-demand customer, 69% of your bill refers to power plant costs, 14% to high voltage line costs, and 17% to the cost of local wires connected to your business. For an average demand customer, 79% of your total bill refers to power plant costs, 13% to high voltage lines, and 8% to the cost of local wires connected to your business.

THE SUN CAN BE THE MOST PRODUCTIVE MEMBER OF THE FAMILY BUSINESS.

The sun is pretty darn powerful. Use it. Open window shades and curtains during the day to heat your business with sunlight. At dusk, close the shades and curtains to keep in the heat.



ALWAYS delivering.

Utility Information



DAILY AVERAGES	Last Year	This Year
Temperature	74° F	71° F
Electricity kWh	386.7	134.9
Electricity Cost	\$40.43	\$24.03

MAILING ADDRESS	ACCOUNT NUMBER	DUE DATE
MINNESOTA STATE UNIV MANKATO ACCOUNTS PAYABLE PO 194834 236 WIGLEY ADMINISTRATION CTR MANKATO MN 56001-6067	51-5986264-1	09/25/2017
	STATEMENT NUMBER	STATEMENT DATE
	561071389	09/08/2017
		AMOUNT DUE
		\$224,022.54

SERVICE ADDRESS: PARKING LOT LIGHTS
225 STADIUM RD MANKATO, MN 56001-4928
NEXT READ DATE: 09/25/17

ELECTRICITY SERVICE DETAILS

PREMISES NUMBER: 303842133
INVOICE NUMBER: 0688721635

METER READING INFORMATION			
METER 7824468		Read Dates: 07/24/17 - 08/22/17 (29 Days)	
DESCRIPTION	CURRENT READING	PREVIOUS READING	USAGE
Total Energy	1503 Actual	97590 Actual	3913 kWh
On Pk Energy	24457 Actual	23986 Actual	471 kWh
Off Pk Energy	77046 Actual	73604 Actual	3442 kWh
Demand	Actual		30.09 kW
Billable Demand			30 kW
On Pk Demand	Actual		21.88 kW
Billable On Pk Demand			27 kW
Off Pk Demand	Actual		30.09 kW
Billable Off Pk Demand			4 kW

ELECTRICITY CHARGES**RATE: General TOD Srvc**

DESCRIPTION	USAGE UNITS	RATE	CHARGE
Basic Service Chg			\$29.75
On-Peak Energy Chg	471 kWh	\$0.044820	\$21.11
Off-Pk Energy Chg	3442 kWh	\$0.022330	\$76.86
Fuel Cost Charge	471 kWh	\$0.029512	\$13.90
Fuel Cost Charge	3442 kWh	\$0.018530	\$63.78
Off-Pk Demand Chg	4 kW	\$2.400000	\$9.60
On-Pk Dmnd Chg Summer	27 kW	\$14.070000	\$379.89
Affordability Chrg			\$2.79
Resource Adjustment			\$42.55
Interim Rate Adj			\$40.09
Subtotal			\$680.32
City Fees			\$16.50
Total			\$696.82

OTHER RECURRING CHARGES DETAILS

DESCRIPTION	CHARGE
Invoice Number 688721628 225 STADIUM RD 07/23/17 to 08/21/17 MANKATO, MN 56001-4928	
ODL St Light Maintenanc	\$111.20
Total	\$111.20
Premises Total	\$808.02

INFORMATION ABOUT YOUR BILL

For an average non-demand customer, 69% of your bill refers to power plant costs, 14% to high voltage line costs, and 17% to the cost of local wires connected to your business. For an average demand customer, 79% of your total bill refers to power plant costs, 13% to high voltage lines, and 8% to the cost of local wires connected to your business.

RECEIVED
MN STATE UNIV, MANKATO

SEP 13 2017

ACCOUNTS PAYABLE
BUSINESS OFFICE

002862 5/6

09/08/2017

51-5986264-1



MAILING ADDRESS	ACCOUNT NUMBER	DUE DATE
MINNESOTA STATE UNIV MANKATO ACCOUNTS PAYABLE PO 194834 236 WIGLEY ADMINISTRATION CTR MANKATO MN 56001-6067	51-5986264-1	09/25/2017
	STATEMENT NUMBER	STATEMENT DATE
	561071389	09/08/2017
		AMOUNT DUE
		\$224,022.54

SERVICE ADDRESS: TRAFTON CHILLER SERVICE
103 MAYWOOD ST MANKATO, MN 56001
NEXT READ DATE: 10/02/17

ELECTRICITY SERVICE DETAILS

PREMISES NUMBER: 304221045
INVOICE NUMBER: 0688726109

METER READING INFORMATION				
METER 12231842 - Multiplier x 700			Read Dates: 07/31/17 - 08/29/17 (29 Days)	
DESCRIPTION	CURRENT READING	PREVIOUS READING	MEASURED USAGE	BILLED USAGE
Total Energy	10833 Actual	10321 Actual	512	358400 kWh
Reactive Energy	6157 Actual	5924 Actual	233	163100 kVarh
Demand	Actual			616 kW
Billable Demand				616 kW
Power Factor Demand	91.02%			

ELECTRICITY CHARGES

RATE: General Service

DESCRIPTION	USAGE UNITS	RATE	CHARGE
Basic Service Chg			\$25.75
Energy Charge	358400 kWh	\$0.031080	\$11,139.07
Fuel Cost Charge	358400 kWh	\$0.022260	\$7,977.98
Energy Chg Crd	120008 kWh	-\$0.014000	-\$1,680.11 CR
Demand Charge Summer	616 kW	\$13.170000	\$8,112.72
Affordability Chrg			\$2.79
Resource Adjustment			\$1,860.10
Interim Rate Adj			\$1,363.81
Subtotal			\$28,802.11
City Fees			\$223.00
Total			\$29,025.11
Premises Total			\$29,025.11

DAILY AVERAGES	Last Year	This Year
Temperature	74° F	69° F
Electricity kWh	11456.7	12358.6
Electricity Cost	\$938.70	\$1,000.87

INFORMATION ABOUT YOUR BILL

For an average non-demand customer, 69% of your bill refers to power plant costs, 14% to high voltage line costs, and 17% to the cost of local wires connected to your business. For an average demand customer, 79% of your total bill refers to power plant costs, 13% to high voltage lines, and 8% to the cost of local wires connected to your business.

Utility Information



MAILING ADDRESS	ACCOUNT NUMBER	DUE DATE
MINNESOTA STATE UNIV MANKATO ACCOUNTS PAYABLE PO 194834 236 WIGLEY ADMINISTRATION CTR MANKATO MN 56001-6067	51-5986264-1	09/25/2017
	STATEMENT NUMBER	STATEMENT DATE
	561071389	09/08/2017
		AMOUNT DUE
		\$224,022.54

SERVICE ADDRESS: Residential Facilities Service
450 ELLIS AVE MANKATO, MN 56001
NEXT READ DATE: 10/02/17

ELECTRICITY SERVICE DETAILS

PREMISES NUMBER: 304250275
INVOICE NUMBER: 0688728699

METER READING INFORMATION				
METER 12516865 - Multiplier x 1400			Read Dates: 07/31/17 - 08/29/17 (29 Days)	
DESCRIPTION	CURRENT READING	PREVIOUS READING	MEASURED USAGE	BILLED USAGE
Total Energy	11098 Actual	10969 Actual	129	180600 kWh
Reactive Energy	3266 Actual	3234 Actual	32	44800 kVArh
Demand	Actual			546 kW
Billable Demand				546 kW
Power Factor Demand	97.06%			

ELECTRICITY CHARGES**RATE: General Service**

DESCRIPTION	USAGE UNITS	RATE	CHARGE
Basic Service Chg			\$25.75
Energy Charge	180600 kWh	\$0.031080	\$5,613.05
Fuel Cost Charge	180600 kWh	\$0.022260	\$4,020.16
Demand Charge Summer	546 kW	\$13.170000	\$7,190.82
Affordability Chrg			\$2.79
Resource Adjustment			\$1,196.61
Interim Rate Adj			\$994.30
Subtotal			\$19,043.48
City Fees			\$223.00
Total			\$19,266.48
Premises Total			\$19,266.48

DAILY AVERAGES	Last Year	This Year
Temperature	74° F	69° F
Electricity kWh	7233.3	6227.6
Electricity Cost	\$754.21	\$664.36

INFORMATION ABOUT YOUR BILL

For an average non-demand customer, 69% of your bill refers to power plant costs, 14% to high voltage line costs, and 17% to the cost of local wires connected to your business. For an average demand customer, 79% of your total bill refers to power plant costs, 13% to high voltage lines, and 8% to the cost of local wires connected to your business.

RECEIVED
MN STATE UNIV, MANKATO

SEP 13 2017

ACCOUNTS PAYABLE
BUSINESS OFFICE

002882 06

09/08/2017

51-5986264-1



MAILING ADDRESS	ACCOUNT NUMBER	DUE DATE
MINNESOTA STATE UNIV MANKATO ACCOUNTS PAYABLE PO 194834 236 WIGLEY ADMINISTRATION CTR MANKATO MN 56001-6067	51-5986264-1	09/25/2017
	STATEMENT NUMBER	STATEMENT DATE
	561071389	09/08/2017
		AMOUNT DUE
		\$224,022.54

OTHER RECURRING CHARGES DETAILS

INVOICE NUMBER: 688723499
ADDRESS: 135 STADIUM RD
 MANKATO, MN 56001-4087

DESCRIPTION	USAGE UNITS	UNIT CHARGE	QTY	CHARGE
Install Number 162994 07/31/17 to 08/28/17 250 WATT HPS DIRECTIONAL CO OWN				
Auto Protective Lgt	419 kWh	\$12.62	5	\$63.10
Fuel Cost Charge				\$6.97
Resource Adjustment				\$1.65
Interim Rate Adj				\$4.89
Total				\$76.61

INVOICE NUMBER: 688723529
ADDRESS: 135 STADIUM RD
 MANKATO, MN 56001-4087

DESCRIPTION	USAGE UNITS	UNIT CHARGE	QTY	CHARGE
Install Number 162995 07/31/17 to 08/28/17 250 WATT HPS AREA CO OWN				
Auto Protective Lgt	503 kWh	\$11.64	6	\$69.84
Fuel Cost Charge				\$8.37
Resource Adjustment				\$1.96
Interim Rate Adj				\$5.41
Total				\$85.58

INVOICE NUMBER: 688723559
ADDRESS: 135 STADIUM RD
 MANKATO, MN 56001-4087

DESCRIPTION	USAGE UNITS	UNIT CHARGE	QTY	CHARGE
Install Number 162996 07/31/17 to 08/28/17 400 WATT HPS DIRECTIONAL CO OWN				
Auto Protective Lgt	132 kWh	\$16.12	1	\$16.12
Fuel Cost Charge				\$2.20
Resource Adjustment				\$0.51
Interim Rate Adj				\$1.25
Total				\$20.08

INVOICE NUMBER: 688723593
ADDRESS: 135 STADIUM RD
 MANKATO, MN 56001-4087

DESCRIPTION	USAGE UNITS	UNIT CHARGE	QTY	CHARGE
Install Number 162997 07/31/17 to 08/28/17 250 WATT HPS AREA CO OWN				
Auto Protective Lgt	84 kWh	\$11.64	1	\$11.64
Fuel Cost Charge				\$1.40

Utility Information

Page 13 of 16



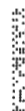
MAILING ADDRESS	ACCOUNT NUMBER	DUE DATE
MINNESOTA STATE UNIV MANKATO ACCOUNTS PAYABLE PO 194834 236 WIGLEY ADMINISTRATION CTR MANKATO MN 56001-6067	51-5986264-1	09/25/2017
	STATEMENT NUMBER	STATEMENT DATE
	561071389	09/08/2017
		AMOUNT DUE
		\$224,022.54

OTHER RECURRING CHARGES DETAILS

INVOICE NUMBER: 688723593
 ADDRESS: 135 STADIUM RD
 MANKATO, MN 56001-4087

DESCRIPTION	USAGE UNITS	UNIT CHARGE	QTY	CHARGE
Resource Adjustment				\$0.33
Interim Rate Adj				\$0.90
Total				\$14.27

002682 7/8



09/08/2017

RECEIVED
MN STATE UNIV, MANKATO

SEP 13 2017

ACCOUNTS PAYABLE
BUSINESS OFFICE

51-5986264-1

IMPORTANT PHONE NUMBERS

Electric Emergencies:	800.895.1999	24 hours, 7 days a week
Natural Gas Emergencies:	800.895.2999	24 hours, 7 days a week
Residential Customer Service:*	800.895.4999	24 hours, 7 days a week
Business Solutions Center:*	800.481.4700	8 a.m. – 5 p.m., Mon.– Fri.
TDD/TTY	800.895.4949	24 hours, 7 days a week
Call Before You Dig	811	24 hours, 7 days a week

*Register any inquiry or complaint at the above.

IMPORTANT ADDRESSES

General Inquiries*	Payments
Xcel Energy	Xcel Energy
PO Box 8	PO Box 9477
Eau Claire, WI 54702-0008	Minneapolis, MN 55484-9477
xcelenergy.com	Please include stub for faster processing.

GENERAL INFORMATION**City Fees**

A fee some cities impose that Xcel Energy collects from customers and pays directly to the city.

Electronic Check Conversion

When you pay your bill by check, in most cases Xcel Energy will use your check information to make a one-time electronic debit from your checking account on the day we receive your check. There are no fees for this electronic conversion. In all other cases we will process your check.

Environmental Information

Fuels used to generate electricity have different costs, reliability and air emissions. For more information, contact Xcel Energy at 800.895.4999 or online at xcelenergy.com. You can also contact the Minnesota Department of Commerce at <http://mn.gov/commerce/> or the Minnesota Pollution Control Agency at <https://www.pca.state.mn.us/quick-links/electricity-and-environment>.

Estimated Bills

Xcel Energy attempts to read meters each month. If no reading is taken, Xcel Energy estimates your month's bill based on your past use.

ABOUT YOUR ELECTRIC RATES**Affordability Charge**

A surcharge to recover the costs of offering bill payment assistance and discount programs for low-income customers.

Basic Service Charge

Fixed monthly charge for certain fixed costs (metering, billing, maintenance, etc.)

Conservation Improvement Programs

Minnesota law requires Xcel Energy to invest in programs that help customers save energy.

Decoupling Adjustment

A credit or surcharge to residential and non-demand business customers that separates the recovery of fixed costs from sales, adjusted annually based on the average use of each of these two customer classes.

Demand Charge

Charge to commercial and industrial customers for the fixed costs of the electric capacity required to meet the peak electric loads on Xcel Energy's system. The charge, which is adjusted seasonally, applies to the highest 15 minute kW demand during the billing period.

Energy Charge

Charge per kWh of electricity usage to recover the variable costs of producing energy.

Fuel Cost Charge

Charge per kWh to recover the costs of fuel needed to run Xcel Energy's generating plants, as well as the cost of purchasing energy from other suppliers.

kWh

One kilowatt-hour (kWh) is a unit of electrical usage. One kWh equals 1,000 watts of electricity used for one hour. This is enough electricity to light a 100-watt light bulb for 10 hours.

Governing Regulatory Agency

The Minnesota Public Utilities Commission regulates this utility and is available for mediation. MPUC: 121 7th Place E., Suite 350, St. Paul, MN 55101-2147 – <http://mn.gov/puc/>.

Late Payment Charge

Xcel Energy will assess a late payment charge on unpaid amounts two working days after the due date. The late payment charge is 1.5% monthly or \$1, whichever is greater. No late payment charge will be assessed if the unpaid amount is less than \$10.

Payment Responsibility

If the name on the front of your bill is not that of a person or business who has payment responsibility, call Xcel Energy at 800.895.4999.

Further information is available to customers upon request.

ABOUT YOUR NATURAL GAS RATES**Basic Service Charge**

Monthly charge for certain fixed costs (metering, billing, maintenance, etc.)

Charge per therm

Charge to recover the cost of natural gas purchases from wholesale suppliers and delivered to Xcel Energy's distribution system via pipeline. This charge is adjusted each month.

Conservation Improvement Programs

Minnesota law requires Xcel Energy to invest in programs that help customers save energy.

Distribution Charge

Charge per therm that covers only the delivery costs of natural gas to a home or business through our distribution system. It does not include the charges for the natural gas itself.

Gas Affordability Program

A surcharge to recover the costs of offering a low-income customer co-pay program designed to reduce natural gas service disconnections. Billed to all non-interruptible customers.

Gas Utility Infrastructure Costs

Minnesota law allows Xcel Energy to recover MPUC-approved costs of assessments, modifications, and replacement of natural gas facilities as required to comply with state and federal pipeline safety programs.

Heat Content Adjustment

Corrects for variances in the heating capability of natural gas, and the adjustment varies monthly. The higher the heat content, the lower the volume of natural gas needed to provide the same heating.

New Area Service/Extension Surcharge

Monthly charge for extending natural gas service to areas where the cost would otherwise have been prohibitive under Company's present rates and service extension policy.

Pressure Correction Adjustment

Adjusts for variances in the amount of natural gas measured by different types of meters due to pressure differences in the natural gas delivered to a service.

Resource Adjustment

This includes costs related to Conservation Improvement Programs, Gas Utility Infrastructure Costs and State Energy Policy Rider.

State Energy Policy

Minnesota law allows Xcel Energy to recover costs related to various energy policies approved by the Legislature.

Therm

A therm is a unit of heating value equal to 100,000 British Thermal Units (BTUs). Since natural gas meters measure the volume of natural gas consumed in cubic feet, the Heat Content Adjustment is used to determine how much heat, in therms, is contained in the volume consumed.

PAYMENT OPTIONS *Learn more at xcelenergy.com/payment*

Standard Payment Options: (No fees apply)

- **My Account/eBill/Mobile App** — View/pay your bill electronically, view energy usage and access account information.
- **Auto Pay** — Automatically pay your bill directly from your bank account.
- **Pay By Phone** — Make your payment by phone from your checking or savings account by calling 800.895.4999.
- **Pay By Mail** — Return the enclosed envelope and attached bill stub with your payment. Apply proper postage.
- **Bank View and Pay** — View and pay your bills online through a third-party vendor.

Other Payment Options (Third-party fees will apply. Xcel Energy does not collect nor benefit from these fees.)

- **Credit/Debit Card Payment** — Pay with your credit or debit card electronically in My Account/eBill/Mobile App, or by calling 888.747.1523. A processing fee is charged for each credit/debit card payment.
- **Pay Stations** — Pay your bill in-person at a location near you. A processing fee is charged for payments made at a pay station.

Learn more at xcelenergy.com/MyAccount

Utility Information

\$



002862 88



Don't miss out on cool savings

Upgrading your cooling equipment? Earn cash back with rebates!

Our Cooling Efficiency program offers rebates on a wide range of cooling upgrades. Earn cash back when you install qualifying energy-efficient equipment.

When's my deadline?

You have one year from the invoice date of your installed equipment to submit your rebate paperwork.

What can qualify?

We offer rebates on high-efficiency equipment replacements, improvements and refrigeration, including:

- Chillers, DX Units, PTACs
- Economizers, Energy Recovery Ventilators, Water Source Heat Pumps
- Anti-Sweat Heater Controls, EC Motors, Zero Loss Energy Doors

Learn more about equipment that qualifies.

Contact your account manager or an energy efficiency specialist at **855.839.8862** with any questions about equipment qualifications. They can even help you fill out rebate applications.

RECEIVED
MN STATE UNIV. MANKATO

SEP 13 2017

ACCOUNTS PAYABLE
BUSINESS OFFICE

09/08/2017

51-588264-1

Want to find out more? To learn about our Cooling Efficiency Rebate program, visit xcelenergy.com/Business.



NORTHERN STATES POWER COMPANY

MAILING ADDRESS	ACCOUNT NUMBER	DUE DATE
MINNESOTA STATE UNIV MANKATO ACCOUNTS PAYABLE PO 194834 236 WIGLEY ADMINISTRATION CTR MANKATO MN 56001-6067	51-5986264-1	11/27/2017
	STATEMENT NUMBER	STATEMENT DATE
	568859534	11/08/2017
		AMOUNT DUE
		\$180,433.86

QUESTIONS ABOUT YOUR BILL?

See our website: xcelenergy.com
 Email us at: Customerservice@xcelenergy.com
 Please Call: 1-800-481-4700
 Hearing Impaired: 1-800-895-4949
 Fax: 1-800-311-0050
 Or write us at: XCEL ENERGY
 PO BOX 8
 EAU CLAIRE WI 54702-0008

ACCOUNT BALANCE

Previous Balance	As of 09/30	\$251,613.82
Payment Received	Cash 10/23	-\$251,613.82 CR
Balance Forward		\$0.00
Current Charges		\$180,235.25
Other Recurring Charges		\$208.91
Non-Recurring Charges / Credits		-\$10.30 CR
Amount Due		\$180,433.86

PREMISES SUMMARY

PREMISES NUMBER	PREMISES IDENTIFIER	PREMISES DESCRIPTOR	CURRENT BILL
302425708	800 VAL IMM DR	CHILLER	\$19,413.31
302470608	500 HINIKER MILL RD	ANDREAS OBSERVATORY	\$131.88
303254484	1720 WARREN ST UNIT TRNCMP	VIKINGS TRAINING CAMP	\$123.99
303482079	800 VAL IMM DR	LOAD PROFILE Main Service	\$129,407.03
303680993	200 HINIKER MILL RD	Standeford Observatory	\$18.52
303842133	225 STADIUM RD	PARKING LOT LIGHTS	\$703.60
304221045	103 MAYWOOD ST	TRAFTON CHILLER SERVICE	\$13,210.79
304250275	450 ELLIS AVE	Residential Facilities Service	\$17,226.13
Total			\$180,235.25

OTHER RECURRING CHARGES SUMMARY

DESCRIPTION	CURRENT BILL
Auto Protective Lgt	\$208.91
Total	\$208.91

RECEIVED
MN STATE UNIV, MANKATO

NOV 13 2017

ACCOUNTS PAYABLE
BUSINESS OFFICE

RETURN BOTTOM PORTION WITH YOUR PAYMENT • PLEASE DO NOT USE STAPLES, TAPE OR PAPER CLIPS



ACCOUNT NUMBER	DUE DATE	AMOUNT DUE	AMOUNT ENCLOSED
51-5986264-1	11/27/2017	\$180,433.86	

Please see the back of this bill for more information
regarding the late payment charge. Pay on or before the
date due to avoid assessment of a late payment charge.
Make your check payable to XCEL ENERGY

NOVEMBER						
S	M	T	W	T	F	S
			1	2	3	4
5	6	7	8	9	10	11
12	13	14	15	16	17	18
19	20	21	22	23	24	25
26	27	28	29	30		

MINNESOTA STATE UNIV MANKATO
ACCOUNTS PAYABLE PO 194834
236 WIGLEY ADMINISTRATION CTR
MANKATO MN 56001-6067

|||||
XCEL ENERGY
P.O. BOX 9477
MPLS MN 55484-9477

31 51112717 59862641 0001804338600018043386

11.13.17

Utility Information



MAILING ADDRESS	ACCOUNT NUMBER	DUE DATE
MINNESOTA STATE UNIV MANKATO ACCOUNTS PAYABLE PO 194834 236 WIGLEY ADMINISTRATION CTR MANKATO MN 56001-6067	51-5986264-1	11/27/2017
	STATEMENT NUMBER	STATEMENT DATE
	568859534	11/08/2017
		AMOUNT DUE
		\$180,433.86

NON-RECURRING CHARGES/CREDITS SUMMARY

DESCRIPTION	CURRENT BILL
Elec Interim Refund CR	-\$10.30 CR
Total	-\$10.30 CR


INFORMATION ABOUT YOUR BILL

Thank you for your payment.

Convenience at your service - Pay your bills electronically-fast and easy with Electronic Funds Transfer. Call us at 1-800-481-4700 or visit us at www.xcelenergy.com.

BUILDING A FOUNDATION STARTS WITH BUILDINGS AND FOUNDATIONS.

We know a strong community needs to be built from the ground up. We work with nonprofit organizations, and invest in areas like STEM education and environmental stewardship to create communities that have the power to make themselves better.



ALWAYS delivering.



MAILING ADDRESS	ACCOUNT NUMBER	DUE DATE
MINNESOTA STATE UNIV MANKATO ACCOUNTS PAYABLE PO 194834 236 WIGLEY ADMINISTRATION CTR MANKATO MN 56001-6067	51-5986264-1	11/27/2017
	STATEMENT NUMBER	STATEMENT DATE
	568859534	11/08/2017
		AMOUNT DUE
		\$180,433.86

SERVICE ADDRESS: CHILLER
800 VAL IMM DR MANKATO, MN 56001
NEXT READ DATE: 12/01/17

ELECTRICITY SERVICE DETAILS

PREMISES NUMBER: 302425708
INVOICE NUMBER: 0697573333

METER READING INFORMATION				
METER 14050961 - Multiplier x 700				
Read Dates: 09/28/17 - 10/29/17 (31 Days)				
DESCRIPTION	CURRENT READING	PREVIOUS READING	MEASURED USAGE	BILLED USAGE
Total Energy	13036 Actual	12844 Actual	192	134400 kWh
On Pk Energy	5931 Actual	5836 Actual	95	66500 kWh
Off Pk Energy	7104 Actual	7007 Actual	97	67900 kWh
Reactive Energy	5530 Actual	5530 Actual	0	0 kVarh
Demand	Actual			875 kW
Billable Demand				875 kW
On Pk Demand	Actual			875 kW
Billable On Pk Demand				1061 kW
Off Pk Demand	Actual			847 kW
Billable Off Pk Demand				0 kW
Power Factor On Pk Demand	100.00%			

ELECTRICITY CHARGES

RATE: General TOD Srvc

DESCRIPTION	USAGE UNITS	RATE	CHARGE
Basic Service Chg			\$29.65
On-Peak Energy Chg	62209.68 kWh	\$0.048800	\$3,035.83
On-Peak Energy Chg	4290.32 kWh	\$0.043890	\$188.30
Off-Peak Energy Chg	63519.35 kWh	\$0.022980	\$1,459.67
Off-Peak Energy Chg	4380.65 kWh	\$0.021400	\$93.75
Fuel Cost Charge	66500 kWh	\$0.030178	\$2,006.82
Fuel Cost Charge	67900 kWh	\$0.019686	\$1,336.65
On-Peak Demand ChSumm	68.45 kW	\$13.170000	\$901.49
On-Peak Demand ChWinte	992.55 kW	\$9.910000	\$9,836.17
Off-Peak Demand Ch	0 kW	\$1.550000	\$0.00
Off-Peak Demand Ch	0 kW	\$1.500000	\$0.00
Affordability Chrg			\$2.79
Resource Adjustment			\$1,549.77
Interim Rate Adj			\$91.88
Subtotal			\$28,532.77
City Fees			\$223.00
Total			\$28,755.77

NON-RECURRING CHARGES / CREDITS DETAILS

DESCRIPTION	CHARGE
Elec Interim Refund CR	- \$1,342.46 CR
Total	- \$1,342.46 CR

Premises Total **\$19,413.31**

DAILY AVERAGES	Last Year	This Year
Temperature	54° F	53° F
Electricity kWh	5408.9	4335.5
Electricity Cost	\$900.47	\$669.54

RECEIVED
MN STATE UNIV, MANKATO

NOV 13 2017

ACCOUNTS PAYABLE
BUSINESS OFFICE

000030 3/11

11/08/2017

51-5986264-1



MAILING ADDRESS	ACCOUNT NUMBER		DUE DATE
MINNESOTA STATE UNIV MANKATO ACCOUNTS PAYABLE PO 194834 236 WIGLEY ADMINISTRATION CTR MANKATO MN 56001-6067	51-5986264-1		11/27/2017
	STATEMENT NUMBER	STATEMENT DATE	AMOUNT DUE
	568859534	11/08/2017	\$180,433.86


INFORMATION ABOUT YOUR BILL

Your electric bill this month includes a refund, with interest. Part of the refund is for the difference between what you paid under interim rates and final approved rates in the recent rate case. Other portions are for certain 2016 capital project timing changes and for our use of a deferred tax asset. Your refund is shown on your bill as "Elec Interim Refund CR".

For an average non-demand customer, 69% of your bill refers to power plant costs, 14% to high voltage line costs, and 17% to the cost of local wires connected to your business. For an average demand customer, 79% of your total bill refers to power plant costs, 13% to high voltage lines, and 8% to the cost of local wires connected to your business.

THE SUN CAN BE THE MOST PRODUCTIVE MEMBER OF THE FAMILY BUSINESS.

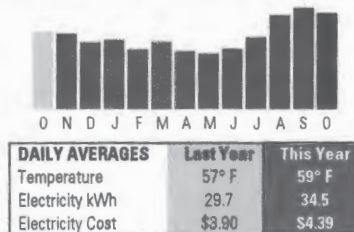
The sun is pretty darn powerful. Use it. Open window shades and curtains during the day to heat your business with sunlight. At dusk, close the shades and curtains to keep in the heat.



ALWAYS delivering.



YOUR MONTHLY ELECTRICITY USAGE



MAILING ADDRESS	ACCOUNT NUMBER	DUE DATE
MINNESOTA STATE UNIV MANKATO ACCOUNTS PAYABLE PO 194834 236 WIGLEY ADMINISTRATION CTR MANKATO MN 56001-6067	51-5986264-1	11/27/2017
	STATEMENT NUMBER	STATEMENT DATE
	568859534	11/08/2017
		AMOUNT DUE
		\$180,433.86

SERVICE ADDRESS: ANDREAS OBSERVATORY
500 HINIKER MILL RD MANKATO, MN 56001
NEXT READ DATE: 11/22/17

ELECTRICITY SERVICE DETAILS

PREMISES NUMBER: 302470608
INVOICE NUMBER: 0697573463

METER READING INFORMATION			
METER 60843507	Read Dates: 09/21/17 - 10/22/17 (31 Days)		
DESCRIPTION	CURRENT READING	PREVIOUS READING	USAGE
Total Delivered by Xcel	64811 Actual	63741 Actual	1070 kWh

ELECTRICITY CHARGES

RATE: Sm Gen Svc (Metered)

DESCRIPTION	USAGE UNITS	RATE	CHARGE
Basic Service Chg			\$10.00
Energy Charge Summer	310.65 kWh	\$0.087870	\$27.30
Energy Charge Winter	759.35 kWh	\$0.079650	\$60.48
Fuel Cost Charge	1070 kWh	\$0.024748	\$26.48
Decoupling Adj	759.35 kWh	-\$0.000291	-\$0.22 CR
Affordability Chrg			\$0.97
Resource Adjustment			\$7.31
Interim Rate Adj			\$2.35
Subtotal			\$134.67
City Fees			\$1.55
Total			\$136.22

NON-RECURRING CHARGES / CREDITS DETAILS

DESCRIPTION	CHARGE
Elec Interim Refund CR	- \$4.34 CR
Total	- \$4.34 CR

Premises Total \$131.88

INFORMATION ABOUT YOUR BILL

Your electric bill this month includes a refund, with interest. Part of the refund is for the difference between what you paid under interim rates and final approved rates in the recent rate case. Other portions are for certain 2016 capital project timing changes and for our use of a deferred tax asset. Your refund is shown on your bill as "Elec Interim Refund CR".

For an average non-demand customer, 69% of your bill refers to power plant costs, 14% to high voltage line costs, and 17% to the cost of local wires connected to your business. For an average demand customer, 79% of your total bill refers to power plant costs, 13% to high voltage lines, and 8% to the cost of local wires connected to your business.

RECEIVED
MN STATE UNIV, MANKATO

NOV 13 2017

ACCOUNTS PAYABLE
BUSINESS OFFICE

Utility Information



MAILING ADDRESS	ACCOUNT NUMBER	DUE DATE
MINNESOTA STATE UNIV MANKATO ACCOUNTS PAYABLE PO 194834 236 WIGLEY ADMINISTRATION CTR MANKATO MN 56001-6067	51-5986264-1	11/27/2017
	STATEMENT NUMBER	STATEMENT DATE
	568859534	11/08/2017
		AMOUNT DUE
		\$180,433.86

SERVICE ADDRESS: VIKINGS TRAINING CAMP
1720 WARREN ST UNIT TRNCMP MANKATO, MN 56001
NEXT READ DATE: 11/22/17

ELECTRICITY SERVICE DETAILS

PREMISES NUMBER: 303254484
INVOICE NUMBER: 0697571829

METER READING INFORMATION				
METER 10022931 - Multiplier x 40		Read Dates: 09/23/17 - 10/21/17 (28 Days)		
DESCRIPTION	CURRENT READING	PREVIOUS READING	MEASURED USAGE	BILLED USAGE
Total Delivered by Xcel	2570 Actual	2559 Actual	11	440 kWh
Reactive	5646 Actual	5576 Actual	70	2800 kVArh
Demand	Actual			2.4 kW
Adjusted Demand				14 kW
Billable Demand				5 kW
Power Factor Demand	15.52%			

ELECTRICITY CHARGES**RATE: General Service**

DESCRIPTION	USAGE UNITS	RATE	CHARGE
Basic Service Chg			\$25.67
Energy Charge	330 kWh	\$0.034980	\$11.54
Energy Charge	110 kWh	\$0.032010	\$3.52
Fuel Cost Charge	440 kWh	\$0.023932	\$10.53
Demand Charge Summer	1.25 kW	\$14.070000	\$17.59
Demand Charge Winter	3.75 kW	\$10.710000	\$40.16
Affordability Chrg			\$2.79
Resource Adjustment			\$6.89
Interim Rate Adj			\$2.13
Subtotal			\$120.82
City Fees			\$16.50
Total			\$137.32

NON-RECURRING CHARGES / CREDITS DETAILS

DESCRIPTION	CHARGE
Elec Interim Refund CR Premise # 303254484	-\$13.33 CR
Total	-\$13.33 CR

Premises Total **\$123.99**

DAILY AVERAGES	Last Year	This Year
Temperature	56° F	58° F
Electricity kWh	15.5	15.7
Electricity Cost	\$4.55	\$4.90



MAILING ADDRESS	ACCOUNT NUMBER	DUE DATE
MINNESOTA STATE UNIV MANKATO ACCOUNTS PAYABLE PO 194834 236 WIGLEY ADMINISTRATION CTR MANKATO MN 56001-8087	51-5986264-1	11/27/2017
	STATEMENT NUMBER	STATEMENT DATE
	568859534	11/08/2017
		AMOUNT DUE
		\$180,433.86

INFORMATION ABOUT YOUR BILL

Your electric bill this month includes a refund, with interest. Part of the refund is for the difference between what you paid under interim rates and final approved rates in the recent rate case. Other portions are for certain 2016 capital project timing changes and for our use of a deferred tax asset. Your refund is shown on your bill as "Elec Interim Refund CR".

For an average non-demand customer, 69% of your bill refers to power plant costs, 14% to high voltage line costs, and 17% to the cost of local wires connected to your business. For an average demand customer, 79% of your total bill refers to power plant costs, 13% to high voltage lines, and 8% to the cost of local wires connected to your business.

000030 5/11



06

RECEIVED
MN STATE UNIV, MANKATO

NOV 13 2017

ACCOUNTS PAYABLE
BUSINESS OFFICE

THE SUN CAN BE THE MOST PRODUCTIVE MEMBER OF THE FAMILY BUSINESS.

The sun is pretty darn powerful. Use it. Open window shades
and curtains during the day to heat your business with sunlight.
At dusk, close the shades and curtains to keep in the heat.



ALWAYS *delivering.*

11/08/2017

51-5986264-1

Utility Information



MAILING ADDRESS	ACCOUNT NUMBER	DUE DATE
MINNESOTA STATE UNIV MANKATO ACCOUNTS PAYABLE PO 194834 236 WIGLEY ADMINISTRATION CTR MANKATO MN 56001-6067	51-5986264-1	11/27/2017
	STATEMENT NUMBER	STATEMENT DATE
	568859534	11/08/2017
		AMOUNT DUE
		\$180,433.86

SERVICE ADDRESS: LOAD PROFILE Main Service
800 VAL IMM DR MANKATO, MN 56001

NEXT READ DATE: 12/01/17

ELECTRICITY SERVICE DETAILS

PREMISES NUMBER: 303482079

INVOICE NUMBER: 0697573434

METER READING INFORMATION

CONTRIBUTING METER 17091087 - Multiplier x 2800

Read Dates: 09/28/17 - 10/27/17 (29 Days)

DESCRIPTION	CURRENT READING	PREVIOUS READING	MEASURED USAGE	BILLED USAGE
Measured Readings				
Total Energy	2 Actual	2 Actual	0	0 kWh
Reactive Energy	0 Actual	0 Actual	0	0 kVArh
Interval Usage				
Total Contributing Energy	6 Actual	Actual	6	6 kWh
Contributing On Pk Energy	3 Actual	Actual	3	3 kWh
Contributing Off Pk Energy	3 Actual	Actual	3	3 kWh
Contributing Reactive Energy	0 Actual	Actual	0	0 kVArh
Contributing Demand	Actual			1 kW
Contributing On Pk Demand	Actual			1 kW
Contributing Off Pk Demand	Actual			1 kW

METER READING INFORMATION

CONTRIBUTING METER 17091085 - Multiplier x 2800

Read Dates: 09/28/17 - 10/27/17 (29 Days)


DESCRIPTION	CURRENT READING	PREVIOUS READING	MEASURED USAGE	BILLED USAGE
Measured Readings				
Total Energy	18065 Actual	17669 Actual	396	1108800 kWh
Reactive Energy	7373 Actual	7202 Actual	171	478800 kVArh
Interval Usage				
Total Contributing Energy	1122755 Actual	Actual	1122755	1122755 kWh
Contributing On Pk Energy	489330 Actual	Actual	489330	489330 kWh
Contributing Off Pk Energy	633426 Actual	Actual	633426	633426 kWh
Contributing Reactive Energy	483322 Actual	Actual	483322	483322 kVArh
Contributing Demand	Actual			2214 kW
Contributing On Pk Demand	Actual			2214 kW
Contributing Off Pk Demand	Actual			1943 kW

METER READING INFORMATION

TOTALIZED METER 17091088 - Multiplier x 2800

Read Dates: 09/28/17 - 10/27/17 (29 Days)

DESCRIPTION	CURRENT READING	PREVIOUS READING	MEASURED USAGE	BILLED USAGE
Measured Readings				
Total Energy	12590 Actual	12329 Actual	261	730800 kWh
Reactive Energy	3540 Actual	3477 Actual	63	176400 kVArh
Interval Usage				
Total Contributing Energy	730929 Actual	Actual	730929	730929 kWh
Contributing On Pk Energy	322257 Actual	Actual	322257	322257 kWh
Contributing Off Pk Energy	408673 Actual	Actual	408673	408673 kWh
Contributing Reactive Energy	177596 Actual	Actual	177596	177596 kVArh
Contributing Demand	Actual			1517 kW
Contributing On Pk Demand	Actual			1517 kW
Contributing Off Pk Demand	Actual			1440 kW
Total Energy	1853690 Actual	Actual	1853690	1853690 kWh
On Pk Energy	811590 Actual	Actual	811590	811590 kWh
Off Pk Energy	1042101 Actual	Actual	1042101	1042101 kWh
Reactive Energy	660917 Actual	Actual	660917	660917 kVArh
Firm Demand	Actual			0 kW
Interrupt Demand	Actual			3609 kW
Demand	Actual			3609 kW
Billable Demand				3609 kW
On Pk Demand	Actual			3609 kW



MAILING ADDRESS		ACCOUNT NUMBER	DUE DATE
MINNESOTA STATE UNIV MANKATO ACCOUNTS PAYABLE PO 194834 236 WIGLEY ADMINISTRATION CTR MANKATO MN 56001-6067		51-5986264-1	11/27/2017
		STATEMENT NUMBER	STATEMENT DATE
		568859534	11/08/2017
			AMOUNT DUE
			\$180,433.86

Page 9 of 20

METER READING INFORMATION				
TOTALIZED METER 17091088 - Multiplier x 2800				
			Read Dates: 09/28/17 - 10/27/17 (29 Days)	
DESCRIPTION	CURRENT READING	PREVIOUS READING	MEASURED USAGE	BILLED USAGE
Billable On Pk Demand				3609 kW
Off Pk Demand	Actual			3362 kW
Billable Off Pk Demand				0 kW
Power Factor On Pk Demand	94.19%			

ELECTRICITY CHARGES		RATE: Peak Control TOD	
DESCRIPTION	USAGE UNITS	RATE	CHARGE
Basic Service Chrg			\$55.00
On-Peak Energy	755618.28 kWh	\$0.048800	\$36,874.17
On-Peak Energy	55971.72 kWh	\$0.043890	\$2,456.60
Off-Peak Energy	970231.97 kWh	\$0.022980	\$22,295.93
Off-Peak Energy	71869.03 kWh	\$0.021400	\$1,538.00
Fuel Cost Charge	811590 kWh	\$0.030174	\$24,489.03
Fuel Cost Charge	1042101 kWh	\$0.019680	\$20,508.19
Energy Chg Crd	425489.28 kWh	-\$0.015580	-\$6,629.12 CR
Energy Chg Crd	31517.72 kWh	-\$0.014000	-\$441.25 CR
Firm On Pk Demand Summe	0 kW	\$13.170000	\$0.00
Firm On Pk Demand Winter	0 kW	\$9.910000	\$0.00
Off Peak Demand	0 kW	\$1.550000	\$0.00
Off Peak Demand	0 kW	\$1.500000	\$0.00
Cntl On Pk Demand	3360.10 kW	\$6.550000	\$22,008.66
Cntl On Pk Demand	248.90 kW	\$5.800000	\$1,443.62
Affordability Chrg			\$2.79
Resource Adjustment			\$9,495.26
Interim Rate Adj			\$387.56
Subtotal			\$134,484.44
City Fees			\$223.00
Total			\$134,707.44

Meter 17091088 Predetermined Demand Level 0

NON-RECURRING CHARGES / CREDITS DETAILS		
DESCRIPTION		CHARGE
Elec Interim Refund CR	Premise # 303482079	-\$5,300.41 CR
Total		-\$5,300.41 CR

Premises Total	\$129,407.03
-----------------------	---------------------

DAILY AVERAGES	Last Year	This Year
Temperature	54° F	54° F
Electricity kWh	80436.5	63920.3
Electricity Cost	\$5,612.08	\$4,645.08

RECEIVED
MN STATE UNIV, MANKATO

NOV 13 2017

ACCOUNTS PAYABLE
BUSINESS OFFICE

000030 6/11

11/08/2017

51-5986264-1

Utility Information



MAILING ADDRESS	ACCOUNT NUMBER		DUE DATE
MINNESOTA STATE UNIV MANKATO ACCOUNTS PAYABLE PO 194834 236 WIGLEY ADMINISTRATION CTR MANKATO MN 56001-6067	51-5986264-1		11/27/2017
	STATEMENT NUMBER	STATEMENT DATE	AMOUNT DUE
	568859534	11/08/2017	\$180,433.86


INFORMATION ABOUT YOUR BILL

Your electric bill this month includes a refund, with interest. Part of the refund is for the difference between what you paid under interim rates and final approved rates in the recent rate case. Other portions are for certain 2016 capital project timing changes and for our use of a deferred tax asset. Your refund is shown on your bill as "Elec Interim Refund CR".

For an average non-demand customer, 69% of your bill refers to power plant costs, 14% to high voltage line costs, and 17% to the cost of local wires connected to your business. For an average demand customer, 79% of your total bill refers to power plant costs, 13% to high voltage lines, and 8% to the cost of local wires connected to your business.

THE SUN CAN BE THE MOST PRODUCTIVE MEMBER OF THE FAMILY BUSINESS.

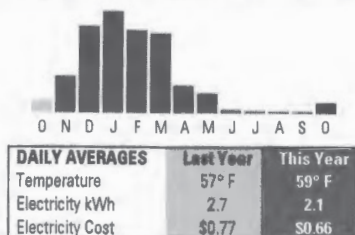
The sun is pretty darn powerful. Use it. Open window shades
and curtains during the day to heat your business with sunlight.
At dusk, close the shades and curtains to keep in the heat.



ALWAYS delivering.



YOUR MONTHLY ELECTRICITY USAGE



Page 11 of 20

MAILING ADDRESS	ACCOUNT NUMBER	DUE DATE
MINNESOTA STATE UNIV MANKATO ACCOUNTS PAYABLE PO 194834 236 WIGLEY ADMINISTRATION CTR MANKATO MN 56001-6067	51-5986264-1	11/27/2017
	STATEMENT NUMBER	STATEMENT DATE
	568859534	11/08/2017
		AMOUNT DUE
		\$180,433.86

SERVICE ADDRESS: Standeford Observatory
200 HINIKER MILL RD MANKATO, MN 56001

NEXT READ DATE: 11/22/17

ELECTRICITY SERVICE DETAILS

PREMISES NUMBER: 303680993
INVOICE NUMBER: 0697575707

METER READING INFORMATION			
METER 60425587			
Read Dates: 09/21/17 - 10/22/17 (31 Days)			
DESCRIPTION	CURRENT READING	PREVIOUS READING	USAGE
Total Delivered by Xcel	26764 Actual	26698 Actual	66 kWh

ELECTRICITY CHARGES

RATE: Sm Gen Svc (Metered)

DESCRIPTION	USAGE UNITS	RATE	CHARGE
Basic Service Chg			\$10.00
Energy Charge Summer	19.16 kWh	\$0.087870	\$1.68
Energy Charge Winter	46.84 kWh	\$0.079650	\$3.73
Fuel Cost Charge	66 kWh	\$0.024697	\$1.63
Decoupling Adj	46.84 kWh	-\$0.000291	-\$0.01 CR
Affordability Chrg			\$0.97
Resource Adjustment			\$0.50
Interim Rate Adj			\$0.36
Subtotal			\$18.86
City Fees			\$1.55
Total			\$20.41

NON-RECURRING CHARGES / CREDITS DETAILS

DESCRIPTION	CHARGE
Elec Interim Refund CR	Premise # 303680993
	-\$1.89 CR
Total	-\$1.89 CR

Premises Total

\$18.52

INFORMATION ABOUT YOUR BILL

Your electric bill this month includes a refund, with interest. Part of the refund is for the difference between what you paid under interim rates and final approved rates in the recent rate case. Other portions are for certain 2016 capital project timing changes and for our use of a deferred tax asset. Your refund is shown on your bill as "Elec Interim Refund CR".

For an average non-demand customer, 69% of your bill refers to power plant costs, 14% to high voltage line costs, and 17% to the cost of local wires connected to your business. For an average demand customer, 79% of your total bill refers to power plant costs, 13% to high voltage lines, and 8% to the cost of local wires connected to your business.

RECEIVED
MN STATE UNIV, MANKATO

NOV 13 2017

ACCOUNTS PAYABLE
BUSINESS OFFICE

Utility Information



DAILY AVERAGES	Last Year	This Year
Temperature	56° F	58° F
Electricity kWh	520.8	152.5
Electricity Cost	\$49.93	\$23.14

MAILING ADDRESS	ACCOUNT NUMBER	DUE DATE
MINNESOTA STATE UNIV MANKATO ACCOUNTS PAYABLE PO 194834 236 WIGLEY ADMINISTRATION CTR MANKATO MN 56001-6067	51-5986264-1	11/27/2017
	STATEMENT NUMBER	STATEMENT DATE
	568859534	11/08/2017
		AMOUNT DUE
		\$180,433.86

SERVICE ADDRESS: PARKING LOT LIGHTS
225 STADIUM RD MANKATO, MN 56001-4928
NEXT READ DATE: 11/22/17

ELECTRICITY SERVICE DETAILS

PREMISES NUMBER: 303842133
INVOICE NUMBER: 0697571183

METER READING INFORMATION			
METER 7824469		Read Dates: 09/23/17 - 10/21/17 (28 Days)	
DESCRIPTION	CURRENT READING	PREVIOUS READING	USAGE
Total Energy	9590 Actual	5320 Actual	4270 kWh
On Pk Energy	26301 Actual	25156 Actual	1145 kWh
Off Pk Energy	83289 Actual	80164 Actual	3125 kWh
Demand	Actual		25.93 kW
Billable Demand			26 kW
On Pk Demand	Actual		25.28 kW
Billable On Pk Demand			27 kW
Off Pk Demand	Actual		25.93 kW
Billable Off Pk Demand			4 kW

ELECTRICITY CHARGES**RATE: General TOD Srvc**

DESCRIPTION	USAGE UNITS	RATE	CHARGE
Basic Service Chg			\$29.67
On-Peak Energy Chg	858.75 kWh	\$0.049860	\$42.82
On-Peak Energy Chg	286.25 kWh	\$0.044820	\$12.83
Off-Pk Energy Chg	2343.75 kWh	\$0.024040	\$56.34
Off-Pk Energy Chg	781.25 kWh	\$0.022330	\$17.45
Fuel Cost Charge	1145 kWh	\$0.030026	\$34.38
Fuel Cost Charge	3125 kWh	\$0.019443	\$60.76
Off-Pk Demand Chg	3 kW	\$2.350000	\$7.05
Off-Pk Demand Chg	1 kW	\$2.400000	\$2.40
On-Pk Dmnd Chg Summer	6.75 kW	\$14.070000	\$94.97
On-Pk Dmnd Chg Winter	20.25 kW	\$10.710000	\$216.88
Affordability Chrg			\$2.79
Resource Adjustment			\$42.57
Interim Rate Adj			\$10.47
Subtotal			\$631.38
City Fees			\$16.50
Total			\$647.88

OTHER RECURRING CHARGES DETAILS

DESCRIPTION	CHARGE
Invoice Number 697571171 225 STADIUM RD	
09/21/17 to 10/20/17 MANKATO, MN 56001-4928	
ODL St Light Maintenanc	\$111.20
Total	\$111.20

NON-RECURRING CHARGES / CREDITS DETAILS

DESCRIPTION	CHARGE
Elec Interim Refund CR Premise # 303842133	-\$55.48 CR
Total	-\$55.48 CR

Premises Total **\$703.60**



Page 13 of 20

MAILING ADDRESS	ACCOUNT NUMBER		DUE DATE
MINNESOTA STATE UNIV MANKATO ACCOUNTS PAYABLE PO 194834 236 WIGLEY ADMINISTRATION CTR MANKATO MN 56001-6067	51-5986264-1		11/27/2017
	STATEMENT NUMBER	STATEMENT DATE	AMOUNT DUE
	568859534	11/08/2017	\$180,433.86

INFORMATION ABOUT YOUR BILL

Your electric bill this month includes a refund, with interest. Part of the refund is for the difference between what you paid under interim rates and final approved rates in the recent rate case. Other portions are for certain 2016 capital project timing changes and for our use of a deferred tax asset. Your refund is shown on your bill as "Elec Interim Refund CR".

For an average non-demand customer, 69% of your bill refers to power plant costs, 14% to high voltage line costs, and 17% to the cost of local wires connected to your business. For an average demand customer, 79% of your total bill refers to power plant costs, 13% to high voltage lines, and 8% to the cost of local wires connected to your business.

000030 8/11

11/08/2017

51-5986264-1

RECEIVED
MN STATE UNIV, MANKATO

NOV 13 2017

ACCOUNTS PAYABLE
BUSINESS OFFICE

THE SUN CAN BE THE MOST PRODUCTIVE MEMBER OF THE FAMILY BUSINESS.

The sun is pretty darn powerful. Use it. Open window shades
and curtains during the day to heat your business with sunlight.
At dusk, close the shades and curtains to keep in the heat.



ALWAYS delivering.

Utility Information



MAILING ADDRESS	ACCOUNT NUMBER	DUE DATE
MINNESOTA STATE UNIV MANKATO ACCOUNTS PAYABLE PO 194834 236 WIGLEY ADMINISTRATION CTR MANKATO MN 56001-6067	51-5986264-1	11/27/2017
	STATEMENT NUMBER	STATEMENT DATE
	568859534	11/08/2017
		AMOUNT DUE
		\$180,433.86

SERVICE ADDRESS: TRAFTON CHILLER SERVICE
103 MAYWOOD ST MANKATO, MN 56001
NEXT READ DATE: 12/01/17

ELECTRICITY SERVICE DETAILS

PREMISES NUMBER: 304221045
INVOICE NUMBER: 0697572184

METER READING INFORMATION				
METER 12231842 - Multiplier x 700			Read Dates: 09/30/17 - 10/28/17 (28 Days)	
DESCRIPTION	CURRENT READING	PREVIOUS READING	MEASURED USAGE	BILLED USAGE
Total Energy	11399 Actual	11242 Actual	157	109900 kWh
Reactive Energy	6437 Actual	6352 Actual	85	59500 kVAh
Demand	Actual			595 kW
Adjusted Demand				609 kW
Billable Demand				609 kW
Power Factor Demand	87.94%			

ELECTRICITY CHARGES**RATE: General Service**

DESCRIPTION	USAGE UNITS	RATE	CHARGE
Basic Service Chg			\$25.64
Energy Charge	109900 kWh	\$0.033920	\$3,727.81
Fuel Cost Charge	109900 kWh	\$0.024180	\$2,657.38
Demand Charge Winter	609 kW	\$9.910000	\$6,035.19
Affordability Chrg			\$2.79
Resource Adjustment			\$987.70
Subtotal			\$13,436.51
City Fees			\$223.00
Total			\$13,659.51

NON-RECURRING CHARGES / CREDITS DETAILS

DESCRIPTION		CHARGE
Elec Interim Refund CR	Premise # 304221045	-\$448.72 CR
Total		-\$448.72 CR

Premises Total **\$13,210.79**

DAILY AVERAGES	Last Year	This Year
Temperature	53° F	53° F
Electricity kWh	4312.9	3925.0
Electricity Cost	\$489.01	\$487.84

INFORMATION ABOUT YOUR BILL

Your electric bill this month includes a refund, with interest. Part of the refund is for the difference between what you paid under interim rates and final approved rates in the recent rate case. Other portions are for certain 2016 capital project timing changes and for our use of a deferred tax asset. Your refund is shown on your bill as "Elec Interim Refund CR".

For an average non-demand customer, 69% of your bill refers to power plant costs, 14% to high voltage line costs, and 17% to the cost of local wires connected to your business. For an average demand customer, 79% of your total bill refers to power plant costs, 13% to high voltage lines, and 8% to the cost of local wires connected to your business.



MAILING ADDRESS	ACCOUNT NUMBER	DUE DATE
MINNESOTA STATE UNIV MANKATO ACCOUNTS PAYABLE PO 194834 236 WIGLEY ADMINISTRATION CTR MANKATO MN 56001-6067	51-5986264-1	11/27/2017
	STATEMENT NUMBER	STATEMENT DATE
	568859534	11/08/2017
		AMOUNT DUE
		\$180,433.86

SERVICE ADDRESS: Residential Facilities Service
450 ELLIS AVE MANKATO, MN 56001

NEXT READ DATE: 12/01/17

ELECTRICITY SERVICE DETAILS

PREMISES NUMBER: 304250275
INVOICE NUMBER: 0697572862

METER READING INFORMATION				
METER 12516865 - Multiplier x 1400				
Read Dates: 09/30/17 - 10/28/17 (28 Days)				
DESCRIPTION	CURRENT READING	PREVIOUS READING	MEASURED USAGE	BILLED USAGE
Total Energy	11460 Actual	11305 Actual	155	217000 kWh
Reactive Energy	3361 Actual	3319 Actual	42	58800 kVarh
Demand	Actual			462 kW
Billable Demand				462 kW
Power Factor Demand	96.52%			

ELECTRICITY CHARGES

RATE: General Service

DESCRIPTION	USAGE UNITS	RATE	CHARGE
Basic Service Chg			\$25.64
Energy Charge	217000 kWh	\$0.033920	\$7,360.64
Fuel Cost Charge	217000 kWh	\$0.024180	\$5,247.06
Energy Chg Crd	44674 kWh	-\$0.015580	-\$696.02 CR
Demand Charge Winter	462 kW	\$9.910000	\$4,578.42
Affordability Chrg			\$2.79
Resource Adjustment			\$1,157.11
Subtotal			\$17,675.64
City Fees			\$223.00
Total			\$17,898.64

NON-RECURRING CHARGES / CREDITS DETAILS

DESCRIPTION	CHARGE
Elec Interim Refund CR Premise # 304250275	-\$672.51 CR
Total	-\$672.51 CR

Premises Total **\$17,226.13**

DAILY AVERAGES	Last Year	This Year
Temperature	53° F	53° F
Electricity kWh	8309.7	7750.0
Electricity Cost	\$675.64	\$639.24

INFORMATION ABOUT YOUR BILL

Your electric bill this month includes a refund, with interest. Part of the refund is for the difference between what you paid under interim rates and final approved rates in the recent rate case. Other portions are for certain 2016 capital project timing changes and for our use of a deferred tax asset. Your refund is shown on your bill as "Elec Interim Refund CR".

For an average non-demand customer, 69% of your bill refers to power plant costs, 14% to high voltage line costs, and 17% to the cost of local wires connected to your business. For an average demand customer, 79% of your total bill refers to power plant costs, 13% to high voltage lines, and 8% to the cost of local wires connected to your business.

RECEIVED
MN STATE UNIV. MANKATO

NOV 13 2017

ACCOUNTS PAYABLE
BUSINESS OFFICE

000030 9/11

11/08/2017

51-5986264-1

Utility Information



MAILING ADDRESS	ACCOUNT NUMBER	DUE DATE
MINNESOTA STATE UNIV MANKATO ACCOUNTS PAYABLE PO 194834 236 WIGLEY ADMINISTRATION CTR MANKATO MN 56001-6067	51-5986264-1	11/27/2017
	STATEMENT NUMBER	STATEMENT DATE
	568859534	11/08/2017
		AMOUNT DUE
		\$180,433.86

OTHER RECURRING CHARGES DETAILS

INVOICE NUMBER: 697573140
ADDRESS: 135 STADIUM RD
MANKATO, MN 56001-4087

DESCRIPTION	USAGE UNITS	UNIT CHARGE	QTY	CHARGE
Install Number 162994 09/30/17 to 10/28/17 250 WATT HPS DIRECTIONAL CO OWN				
Auto Protective Lgt	562 kWh	\$14.32	5	\$71.55
Fuel Cost Charge				\$10.81
Resource Adjustment				\$1.99
Interim Rate Adj				\$0.17
Total				\$84.52

INVOICE NUMBER: 697573192
ADDRESS: 135 STADIUM RD
MANKATO, MN 56001-4087

DESCRIPTION	USAGE UNITS	UNIT CHARGE	QTY	CHARGE
Install Number 162995 09/30/17 to 10/28/17 250 WATT HPS AREA CO OWN				
Auto Protective Lgt	674 kWh	\$12.05	6	\$72.33
Fuel Cost Charge				\$12.97
Resource Adjustment				\$2.33
Interim Rate Adj				\$0.19
Total				\$87.82

INVOICE NUMBER: 697573237
ADDRESS: 135 STADIUM RD
MANKATO, MN 56001-4087

DESCRIPTION	USAGE UNITS	UNIT CHARGE	QTY	CHARGE
Install Number 162996 09/30/17 to 10/28/17 400 WATT HPS DIRECTIONAL CO OWN				
Auto Protective Lgt	176 kWh	\$18.00	1	\$17.92
Fuel Cost Charge				\$3.38
Resource Adjustment				\$0.60
Interim Rate Adj				\$0.04
Total				\$21.94

INVOICE NUMBER: 697573286
ADDRESS: 135 STADIUM RD
MANKATO, MN 56001-4087

DESCRIPTION	USAGE UNITS	UNIT CHARGE	QTY	CHARGE
Install Number 162997 09/30/17 to 10/28/17 250 WATT HPS AREA CO OWN				
Auto Protective Lgt	112 kWh	\$12.10	1	\$12.05
Fuel Cost Charge				\$2.16



MAILING ADDRESS		ACCOUNT NUMBER	DUE DATE
MINNESOTA STATE UNIV MANKATO ACCOUNTS PAYABLE PO 194834 236 WIGLEY ADMINISTRATION CTR MANKATO MN 56001-6067		51-5986264-1	11/27/2017
		STATEMENT NUMBER	STATEMENT DATE
		568859534	11/08/2017
			\$180,433.86

OTHER RECURRING CHARGES DETAILS

INVOICE NUMBER: 697573286
ADDRESS: 135 STADIUM RD
MANKATO, MN 56001-4087

DESCRIPTION	USAGE UNITS	UNIT CHARGE	QTY	CHARGE
Resource Adjustment				\$0.39
Interim Rate Adj				\$0.03
Total				\$14.63

NON-RECURRING CHARGES / CREDITS DETAILS

DESCRIPTION		CHARGE
Elec Interim Refund CR	Premise # 3294795	- \$4.05 CR
Elec Interim Refund CR	Premise # 3294796	- \$4.45 CR
Elec Interim Refund CR	Premise # 3294797	- \$1.00 CR
Elec Interim Refund CR	Premise # 3294798	- \$0.80 CR
Total		- \$10.30 CR

INFORMATION ABOUT YOUR BILL

Your electric bill this month includes a refund, with interest. Part of the refund is for the difference between what you paid under interim rates and final approved rates in the recent rate case. Other portions are for certain 2016 capital project timing changes and for our use of a deferred tax asset. Your refund is shown on your bill as "Elec Interim Refund CR".

RECEIVED
MN STATE UNIV, MANKATO

NOV 18 2017

ACCOUNTS PAYABLE
BUSINESS OFFICE

000030 10/11

11/08/2017

51-5986264-1

Utility Information

IMPORTANT PHONE NUMBERS

Electric Emergencies:	800.895.1999	24 hours, 7 days a week
Natural Gas Emergencies:	800.895.2999	24 hours, 7 days a week
Residential Customer Service*:	800.895.4999	24 hours, 7 days a week
Business Solutions Center*:	800.481.4700	8 a.m. – 5 p.m., Mon.–Fri.
TDD/TTY	800.895.4949	24 hours, 7 days a week
Call Before You Dig	811	24 hours, 7 days a week

*Register any inquiry or complaint at the above.

IMPORTANT ADDRESSES

General Inquiries*	Payments
Xcel Energy	Xcel Energy
P.O. Box 8	P.O. Box 9477
Eau Claire, WI 54702-0008	Minneapolis, MN 55484-9477
xcelenergy.com	Please include stub for faster processing.

GENERAL INFORMATION

City Fees

A fee some cities impose that Xcel Energy collects from customers and pays directly to the city.

Electronic Check Conversion

When you pay your bill by check, in most cases Xcel Energy will use your check information to make a one-time electronic debit from your checking account on the day we receive your check. There are no fees for this electronic conversion. In all other cases we will process your check.

Environmental Information

Fuels used to generate electricity have different costs, reliability and air emissions. For more information, contact Xcel Energy at 800.895.4999 or online at xcelenergy.com. You can also contact the Minnesota Department of Commerce at <http://mn.gov/commerce/> or the Minnesota Pollution Control Agency at <https://www.pca.state.mn.us/quick-links/electricity-and-environment>.

Estimated Bills

Xcel Energy attempts to read meters each month. If no reading is taken, Xcel Energy estimates your month's bill based on your past use.

Governing Regulatory Agency

The Minnesota Public Utilities Commission regulates this utility and is available for mediation. MPUC: 121 7th Place E., Suite 350, St. Paul, MN 55101-2147 – <http://mn.gov/puc/>.

Late Payment Charge

Xcel Energy will assess a late payment charge on unpaid amounts two working days after the due date. The late payment charge is 1.5% monthly or \$1, whichever is greater. No late payment charge will be assessed if the unpaid amount is less than \$10.

Payment Responsibility

If the name on the front of your bill is not that of a person or business who has payment responsibility, call Xcel Energy at 800.895.4999.

Further information is available to customers upon request.

ABOUT YOUR ELECTRIC RATES

Affordability Charge

A surcharge to recover the costs of offering bill payment assistance and discount programs for low-income customers.

Basic Service Charge

Fixed monthly charge for certain fixed costs (metering, billing, maintenance, etc.)

Conservation Improvement Programs

Minnesota law requires Xcel Energy to invest in programs that help customers save energy.

Decoupling Adjustment

A credit or surcharge to residential and non-demand business customers that separates the recovery of fixed costs from sales, adjusted annually based on the average use of each of these two customer classes.

Demand Charge

Charge to commercial and industrial customers for the fixed costs of the electric capacity required to meet the peak electric loads on Xcel Energy's system. The charge, which is adjusted seasonally, applies to the highest 15 minute kW demand during the billing period.

Energy Charge

Charge per kWh of electricity usage to recover the variable costs of producing energy.

Fuel Cost Charge

Charge per kWh to recover the costs of fuel needed to run Xcel Energy's generating plants, as well as the cost of purchasing energy from other suppliers.

kWh

One kilowatt-hour (kWh) is a unit of electrical usage. One kWh equals 1,000 watts of electricity used for one hour. This is enough electricity to light a 100-watt light bulb for 10 hours.

Mercury Cost Recovery

Minnesota law allows Xcel Energy to recover costs related to reducing Mercury emissions at two of Xcel Energy's fossil fuel power plants.

Renewable Development Fund

Minnesota law requires Xcel Energy to allocate money to support development of renewable energy projects and research and development of renewable energy technologies.

Renewable Energy Standard

Minnesota law allows Xcel Energy to recover the costs of new renewable generation.

Resource Adjustment

This includes costs related to: Conservation Improvement Programs, Mercury Cost Recovery, Renewable Development Fund, Renewable Energy Standard, State Energy Policy, Transmission Cost Recovery.

State Energy Policy

Minnesota law allows Xcel Energy to recover costs related to various energy policies approved by the Legislature.

Transmission Cost Recovery

Minnesota law allows Xcel Energy to recover costs associated with new investments in the electric transmission system necessary to deliver electric energy to customers.

Windsources*

Windsources is an optional program where you choose how much wind energy you would like to support. You can choose a fixed number of Windsources blocks (100 kWh each) or choose a 100% Windsources option.

ABOUT YOUR NATURAL GAS RATES

Basic Service Charge

Monthly charge for certain fixed costs (metering, billing, maintenance, etc.)

Charge per therm

Charge to recover the cost of natural gas purchases from wholesale suppliers and delivered to Xcel Energy's distribution system via pipeline. This charge is adjusted each month.

Conservation Improvement Programs

Minnesota law requires Xcel Energy to invest in programs that help customers save energy.

Distribution Charge

Charge per therm that covers only the delivery costs of natural gas to a home or business through our distribution system. It does not include the charges for the natural gas itself.

Gas Affordability Program

A surcharge to recover the costs of offering a low-income customer co-pay program designed to reduce natural gas service disconnections. Billed to all non-interruptible customers.

Gas Utility Infrastructure Costs

Minnesota law allows Xcel Energy to recover MPUC-approved costs of assessments, modifications, and replacement of natural gas facilities as required to comply with state and federal pipeline safety programs.

Heat Content Adjustment

Corrects for variances in the heating capability of natural gas, and the adjustment varies monthly. The higher the heat content, the lower the volume of natural gas needed to provide the same heating.

New Area Service/Extension Surcharge

Monthly charge for extending natural gas service to areas where the cost would otherwise have been prohibitive under Company's present rates and service extension policy.

Pressure Correction Adjustment

Adjusts for variances in the amount of natural gas measured by different types of meters due to pressure differences in the natural gas delivered to a service.

Resource Adjustment

This includes costs related to Conservation Improvement Programs, Gas Utility Infrastructure Costs and State Energy Policy Rider.

State Energy Policy

Minnesota law allows Xcel Energy to recover costs related to various energy policies approved by the Legislature.

Therm

A therm is a unit of heating value equal to 100,000 British Thermal Units (BTUs). Since natural gas meters measure the volume of natural gas consumed in cubic feet, the Heat Content Adjustment is used to determine how much heat, in therms, is contained in the volume consumed.

PAYMENT OPTIONS Learn more at xcelenergy.com/payment

Standard Payment Options: (No fees apply)

- **My Account/eBill/Mobile App** — View/pay your bill electronically, view energy usage and access account information.
- **Auto Pay** — Automatically pay your bill directly from your bank account.
- **Pay By Phone** — Make your payment by phone from your checking or savings account by calling 800.895.4999.
- **Pay By Mail** — Return the enclosed envelope and attached bill stub with your payment. Apply proper postage.
- **Bank View and Pay** — View and pay your bills online through a third-party vendor.

Other Payment Options: (Third-party fees will apply. Xcel Energy does not collect nor benefit from these fees.)

- **Credit/Debit Card Payment** — Pay with your credit or debit card electronically in My Account/eBill/Mobile App, or by calling 888.747.1523. A processing fee is charged for each credit/debit card payment.
- **Pay Stations** — Pay your bill in-person at a location near you. A processing fee is charged for payments made at a pay station.

Learn more at xcelenergy.com/MyAccount

\$



Boost savings with variable frequency drives (VFDs)

VFDs are used across a wide range of commercial applications to increase the efficiency of motor-driven systems. If you're interested in incorporating this energy-saving technology in your HVAC system or industrial fans and pumps, keep in mind that we offer generous rebates from \$400 to \$8,000 per VFD, depending on horsepower.

Industries that can benefit from VFDs include:

- Agriculture/irrigation
- Cold storage
- Food processing
- Grocery stores
- Hospitals
- Hotels
- Municipal water supply
- Schools and universities
- And many more

VFDs can also help extend the life of your motor equipment, reduce noise, and improve process control.

Take advantage of our rebates to lower your up-front costs and set up energy savings for the long term. You have 24 months from the invoice date of the equipment purchased to submit your rebate application. Visit xcelenergy.com/MotorEfficiency for details and program requirements.

VFD rebates available	
Motor HP	Prescriptive rebate levels
1	\$400
1.5	\$400
2	\$400
3	\$400
5	\$600
7.5	\$750
10	\$1,000
15	\$1,250
20	\$1,600
25	\$2,000
30	\$2,400
40	\$3,000
50	\$3,500
60	\$4,000
75	\$5,000
100	\$6,000
125	\$7,000
150	\$7,000
200	\$8,000

PAID
MN STATE UNIV, MANKATO

NOV 13 2017

ACCOUNTS PAYABLE
BUSINESS OFFICE

To learn more, contact an energy efficiency specialist at 855.839.8862 or visit xcelenergy.com/MotorEfficiency.

000030 11/11

11/08/2017

51-5985264-1

Utility Information



NORTHERN STATES POWER COMPANY

P0009408

MAILING ADDRESS	ACCOUNT NUMBER	DUE DATE
MINNESOTA STATE UNIV MANKATO ACCOUNTS PAYABLE PO 194834 236 WIGLEY ADMINISTRATION CTR MANKATO MN 56001-6067	51-5986264-1	10/24/2017
	STATEMENT NUMBER	STATEMENT DATE
	564886179	10/09/2017
		AMOUNT DUE
		\$251,613.82

QUESTIONS ABOUT YOUR BILL?

See our website: xcelenergy.com
 Email us at: Customerservice@xcelenergy.com
 Please Call: 1-800-481-4700
 Hearing Impaired: 1-800-895-4949
 Fax: 1-800-311-0050
 Or write us at: XCEL ENERGY
 PO BOX 8
 EAU CLAIRE WI 54702-0008

ACCOUNT BALANCE

Previous Balance	As of 08/29	\$224,022.54
Payment Received	Cash 09/18	-\$224,022.54 CR
Balance Forward		\$0.00
Current Charges		\$251,410.10
Other Recurring Charges		\$203.72
Amount Due		\$251,613.82

PREMISES SUMMARY

PREMISES NUMBER	PREMISES IDENTIFIER	PREMISES DESCRIPTOR	CURRENT BILL
302425708	800 VAL IMM DR	CHILLER	\$61,365.06
302470608	500 HINIKER MILL RD	ANDREAS OBSERVATORY	\$155.33
303254484	1720 WARREN ST UNIT TRNCMP	VIKINGS TRAINING CAMP	\$160.02
303482079	800 VAL IMM DR	LOAD PROFILE Main Service	\$136,095.42
303680993	200 HINIKER MILL RD	Standeford Observatory	\$14.98
303842133	225 STADIUM RD	PARKING LOT LIGHTS	\$813.11
304221045	103 MAYWOOD ST	TRAFTON CHILLER SERVICE	\$26,476.88
304250275	450 ELLIS AVE	Residential Facilities Service	\$26,329.30
Total			\$251,410.10

OTHER RECURRING CHARGES SUMMARY

DESCRIPTION	RECEIVED MN STATE UNIV, MANKATO OCT 16 2017	CURRENT BILL
Auto Protective Lgt		\$203.72
Total		\$203.72

ACCOUNTS PAYABLE
BUSINESS OFFICE

RETURN BOTTOM PORTION WITH YOUR PAYMENT • PLEASE DO NOT USE STAPLES, TAPE OR PAPER CLIPS




ACCOUNT NUMBER	DUE DATE	AMOUNT DUE	AMOUNT ENCLOSED
51-5986264-1	10/24/2017	\$251,613.82	

Please see the back of this bill for more information
regarding the late payment charge. Pay on or before the
date due to avoid assessment of a late payment charge.
Make your check payable to XCEL ENERGY

OCTOBER						
S	M	T	W	T	F	S
1	2	3	4	5	6	7
8	9	10	11	12	13	14
15	16	17	18	19	20	21
22	23	24	25	26	27	28
29	30	31				

AB 02 003803 70899 A 19 A



MINNESOTA STATE UNIV MANKATO
ACCOUNTS PAYABLE PO 194834
236 WIGLEY ADMINISTRATION CTR
MANKATO MN 56001-6067

XCEL ENERGY
 P.O. BOX 9477
 MPLS MN 55484-9477

31 51102417 59862641 0002516138200025161382

M 10, 16, 17



MAILING ADDRESS	ACCOUNT NUMBER		DUE DATE
MINNESOTA STATE UNIV MANKATO ACCOUNTS PAYABLE PO 194834 236 WIGLEY ADMINISTRATION CTR MANKATO MN 56001-6067	51-5986264-1		10/24/2017
	STATEMENT NUMBER	STATEMENT DATE	AMOUNT DUE
	564886179	10/09/2017	\$251,613.82

INFORMATION ABOUT YOUR BILL


New electric rates became effective Oct. 1, 2017. See the enclosed bill insert for details.

Thank you for your payment.

Convenience at your service - Pay your bills electronically-fast and easy with Electronic Funds Transfer. Call us at 1-800-481-4700 or visit us at www.xcelenergy.com.

BUILDING A FOUNDATION STARTS WITH BUILDINGS AND FOUNDATIONS.

We know a strong community needs to be built from the ground up. We work with nonprofit organizations, and invest in areas like STEM education and environmental stewardship to create communities that have the power to make themselves better.



ALWAYS delivering.

Utility Information



MAILING ADDRESS	ACCOUNT NUMBER	DUE DATE
MINNESOTA STATE UNIV MANKATO ACCOUNTS PAYABLE PO 194834 236 WIGLEY ADMINISTRATION CTR MANKATO MN 56001-6067	51-5986264-1	10/24/2017
	STATEMENT NUMBER	STATEMENT DATE
	564886179	10/09/2017
		AMOUNT DUE
		\$251,613.82

SERVICE ADDRESS: CHILLER
800 VAL IMM DR MANKATO, MN 56001
NEXT READ DATE: 10/31/17

ELECTRICITY SERVICE DETAILS

PREMISES NUMBER: 302425708
INVOICE NUMBER: 0693046447

METER READING INFORMATION				
METER 14060961 - Multiplier x 700				
Read Dates: 08/29/17 - 09/28/17 (30 Days)				
DESCRIPTION	CURRENT READING	PREVIOUS READING	MEASURED USAGE	BILLED USAGE
Total Energy	12844 Actual	12180 Actual	664	464800 kWh
On Pk Energy	5836 Actual	5516 Actual	320	224000 kWh
Off Pk Energy	7007 Actual	6663 Actual	344	240800 kWh
Reactive Energy	5530 Actual	5454 Actual	76	53200 kVarh
Demand	Actual			2121 kW
Billable Demand				2121 kW
On Pk Demand	Actual			2121 kW
Billable On Pk Demand				2121 kW
Off Pk Demand	Actual			2009 kW
Billable Off Pk Demand				0 kW
Power Factor On Pk Demand	99.35%			

ELECTRICITY CHARGES

RATE: General TOD Srvc

DESCRIPTION	USAGE UNITS	RATE	CHARGE
Basic Service Chg			\$29.75
On-Peak Energy Chg	224000 kWh	\$0.043890	\$9,831.36
Off-Peak Energy Ch	240800 kWh	\$0.021400	\$5,153.12
Fuel Cost Charge	224000 kWh	\$0.029342	\$6,572.61
Fuel Cost Charge	240800 kWh	\$0.018411	\$4,433.45
On-Peak Demand ChSumm	2121 kW	\$13.170000	\$27,933.57
Off-Peak Demand Ch	0 kW	\$1.500000	\$0.00
Affordability Chrg			\$2.79
Resource Adjustment			\$3,856.95
Interim Rate Adj			\$3,328.46
Subtotal			\$81,142.06
City Fees			\$223.00
Total			\$81,365.06
Premises Total			\$81,365.06

DAILY AVERAGES	Last Year	This Year
Temperature	87° F	68° F
Electricity kWh	18520.0	15493.3
Electricity Cost	\$2,028.88	\$2,045.50

INFORMATION ABOUT YOUR BILL

Effective Oct. 1, 2017, the Resource Adjustment line item on your bill has decreased due to a change in the Conservation Improvement Program (CIP) factor. The electric CIP portion of the Resource Adjustment is \$0.001875 per kilowatt-hour (kWh).

For an average non-demand customer, 69% of your bill refers to power plant costs, 14% to high voltage line costs, and 17% to the cost of local wires connected to your business. For an average demand customer, 79% of your total bill refers to power plant costs, 13% to high voltage lines, and 8% to the cost of local wires connected to your business.

RECEIVED
MN STATE UNIV, MANKATO

OCT 16 2017

ACCOUNTS PAYABLE
BUSINESS OFFICE



YOUR MONTHLY ELECTRICITY USAGE



DAILY AVERAGES	Last Year	This Year
Temperature	69° F	67° F
Electricity kWh	30.6	37.7
Electricity Cost	\$4.27	\$5.18

MAILING ADDRESS	ACCOUNT NUMBER	DUE DATE
MINNESOTA STATE UNIV MANKATO ACCOUNTS PAYABLE PO 194834 236 WIGLEY ADMINISTRATION CTR MANKATO MN 56001-6067	51-5986264-1	10/24/2017
	STATEMENT NUMBER	STATEMENT DATE
	564886179	10/09/2017
		AMOUNT DUE
		\$251,613.82

SERVICE ADDRESS: ANDREAS OBSERVATORY
500 HINIKER MILL RD MANKATO, MN 56001
NEXT READ DATE: 10/24/17

ELECTRICITY SERVICE DETAILS

PREMISES NUMBER: 302470608
INVOICE NUMBER: 0693050434

METER READING INFORMATION

METER 60843507	Read Dates: 08/22/17 - 09/21/17 (30 Days)		
DESCRIPTION	CURRENT READING	PREVIOUS READING	USAGE
Total Delivered by Xcel	63741 Actual	62611 Actual	1130 kWh

ELECTRICITY CHARGES

RATE: Sm Gen Svc (Metered)

DESCRIPTION	USAGE UNITS	RATE	CHARGE
Basic Service Chg			\$10.00
Energy Charge Summer	1130 kWh	\$0.087870	\$99.29
Fuel Cost Charge	1130 kWh	\$0.023956	\$27.07
Affordability Chrg			\$0.97
Resource Adjustment			\$7.98
Interim Rate Adj			\$8.47
Subtotal			\$153.78
City Fees			\$1.55
Total			\$155.33
Premises Total			\$155.33

INFORMATION ABOUT YOUR BILL

Effective Oct. 1, 2017, the Resource Adjustment line item on your bill has decreased due to a change in the Conservation Improvement Program (CIP) factor. The electric CIP portion of the Resource Adjustment is \$0.001875 per kilowatt-hour (kWh).

For an average non-demand customer, 69% of your bill refers to power plant costs, 14% to high voltage line costs, and 17% to the cost of local wires connected to your business. For an average demand customer, 79% of your total bill refers to power plant costs, 13% to high voltage lines, and 8% to the cost of local wires connected to your business.



Enroll in auto pay – no late fees and no worries

Auto Pay means saving time and mailing costs through the benefits of automatic payment withdrawal from your checking account. Your payment will automatically post to your Xcel Energy account on your due date and a withdrawal will be directed to the checking account you provide with this enrollment.

To enroll, just fill in the information on the lines below, cut off this form, and include along with your check and bill stub in the remittance envelope. Money orders do not qualify. Watch for **Automated Bank Payment** to appear on your billing statement to ensure your enrollment is in effect.

I authorize Xcel Energy to initiate transfers from the bank account indicated on the enclosed check payment to make monthly payments on my Xcel Energy account on my due date. This authority will remain in effect until I notify Xcel Energy, or Xcel Energy notifies me of the need to cancel the enrollment. I understand that a new authorization is required if I change my bank account. I have kept a record of this authorization.

Authorized signature
Signature above must match name on the bank account

Xcel Energy account
See page 1 of bill statement

Date

To enroll online, visit xcelenergy.com/MyAccount. For more information call 800.895.4999.

Utility Information



MAILING ADDRESS	ACCOUNT NUMBER	DUE DATE
MINNESOTA STATE UNIV MANKATO ACCOUNTS PAYABLE PO 194834 236 WIGLEY ADMINISTRATION CTR MANKATO MN 56001-6067	51-5986264-1	10/24/2017
	STATEMENT NUMBER	STATEMENT DATE
	564886179	10/09/2017
		AMOUNT DUE
		\$251,613.82

SERVICE ADDRESS: VIKINGS TRAINING CAMP
1720 WARREN ST UNIT TRNCMP MANKATO, MN 56001

NEXT READ DATE: 10/24/17

ELECTRICITY SERVICE DETAILS

PREMISES NUMBER: 303254484
INVOICE NUMBER: 0693046760

METER READING INFORMATION				
METER 10022031 - Multiplier x 40				
Read Dates: 08/22/17 - 09/23/17 (32 Days)				
DESCRIPTION	CURRENT READING	PREVIOUS READING	MEASURED USAGE	BILLED USAGE
Total Delivered by Xcel	2559 Actual	2546 Actual	13	520 kWh
Reactive	5576 Actual	5498 Actual	78	3120 kVArh
Demand	Actual			3.2 kW
Adjusted Demand				18 kW
Billable Demand				5 kW
Power Factor Demand	16.44%			

ELECTRICITY CHARGES**RATE: General Service**

DESCRIPTION	USAGE UNITS	RATE	CHARGE
Basic Service Chg			\$25.75
Energy Charge	520 kWh	\$0.032010	\$16.65
Fuel Cost Charge	520 kWh	\$0.022923	\$11.92
Demand Charge Summer	5 kW	\$14.070000	\$70.35
Affordability Chrg			\$2.79
Resource Adjustment			\$7.32
Interim Rate Adj			\$8.74
Subtotal			\$143.52
City Fees			\$16.50
Total			\$160.02
Premises Total			\$160.02

DAILY AVERAGES	Last Year	This Year
Temperature	69° F	68° F
Electricity kWh	6.7	16.3
Electricity Cost	\$3.04	\$5.00

INFORMATION ABOUT YOUR BILL

Effective Oct. 1, 2017, the Resource Adjustment line item on your bill has decreased due to a change in the Conservation Improvement Program (CIP) factor. The electric CIP portion of the Resource Adjustment is \$0.001875 per kilowatt-hour (kWh).

For an average non-demand customer, 69% of your bill refers to power plant costs, 14% to high voltage line costs, and 17% to the cost of local wires connected to your business. For an average demand customer, 79% of your total bill refers to power plant costs, 13% to high voltage lines, and 8% to the cost of local wires connected to your business.

RECEIVED
MN STATE UNIV, MANKATO

OCT 16 2017

ACCOUNTS PAYABLE
BUSINESS OFFICE



MAILING ADDRESS	ACCOUNT NUMBER	DUE DATE
MINNESOTA STATE UNIV MANKATO ACCOUNTS PAYABLE PO 194834 236 WIGLEY ADMINISTRATION CTR MANKATO MN 56001-6067	51-5986264-1	10/24/2017
	STATEMENT NUMBER	STATEMENT DATE
	564886179	10/09/2017
		AMOUNT DUE
		\$251,613.82

SERVICE ADDRESS: **LOAD PROFILE Main Service**
800 VAL IMM DR MANKATO, MN 56001
 NEXT READ DATE: 10/31/17

ELECTRICITY SERVICE DETAILS

PREMISES NUMBER: 303482079
 INVOICE NUMBER: 0693049176

METER READING INFORMATION				
CONTRIBUTING METER 17091087 - Multiplier x 2800				
Read Dates: 08/29/17 - 09/28/17 (30 Days)				
DESCRIPTION	CURRENT READING	PREVIOUS READING	MEASURED USAGE	BILLED USAGE
Measured Readings				
Total Energy	2 Actual	2 Actual	0	0 kWh
Reactive Energy	0 Actual	0 Actual	0	0 kVArh
Interval Usage				
Total Contributing Energy	6 Actual	Actual	6	6 kWh
Contributing On Pk Energy	4 Actual	Actual	4	4 kWh
Contributing Off Pk Energy	3 Actual	Actual	3	3 kWh
Contributing Reactive Energy	0 Actual	Actual	0	0 kVArh
Contributing Demand	Actual			1 kW
Contributing On Pk Demand	Actual			1 kW
Contributing Off Pk Demand	Actual			1 kW

METER READING INFORMATION				
CONTRIBUTING METER 17091085 - Multiplier x 2800				
Read Dates: 08/29/17 - 09/28/17 (30 Days)				
DESCRIPTION	CURRENT READING	PREVIOUS READING	MEASURED USAGE	BILLED USAGE
Measured Readings				
Total Energy	17669 Actual	17247 Actual	422	1181600 kWh
Reactive Energy	7202 Actual	7025 Actual	177	495600 kVArh
Interval Usage				
Total Contributing Energy	1186806 Actual	Actual	1186806	1186806 kWh
Contributing On Pk Energy	504437 Actual	Actual	504437	504437 kWh
Contributing Off Pk Energy	682369 Actual	Actual	682369	682369 kWh
Contributing Reactive Energy	497399 Actual	Actual	497399	497399 kVArh
Contributing Demand	Actual			2285 kW
Contributing On Pk Demand	Actual			2285 kW
Contributing Off Pk Demand	Actual			2003 kW

METER READING INFORMATION				
TOTALIZED METER 17091088 - Multiplier x 2800				
Read Dates: 08/29/17 - 09/28/17 (30 Days)				
DESCRIPTION	CURRENT READING	PREVIOUS READING	MEASURED USAGE	BILLED USAGE
Measured Readings				
Total Energy	12329 Actual	12058 Actual	271	758800 kWh
Reactive Energy	3477 Actual	3410 Actual	67	187600 kVArh
Interval Usage				
Total Contributing Energy	758798 Actual	Actual	758798	758798 kWh
Contributing On Pk Energy	327150 Actual	Actual	327150	327150 kWh
Contributing Off Pk Energy	431648 Actual	Actual	431648	431648 kWh
Contributing Reactive Energy	188287 Actual	Actual	188287	188287 kVArh
Contributing Demand	Actual			1447 kW
Contributing On Pk Demand	Actual			1447 kW
Contributing Off Pk Demand	Actual			1338 kW
Total Energy	1945611 Actual	Actual	1945611	1945611 kWh
On Pk Energy	831591 Actual	Actual	831591	831591 kWh
Off Pk Energy	1114020 Actual	Actual	1114020	1114020 kWh
Reactive Energy	685685 Actual	Actual	685685	685685 kVArh
Firm Demand	Actual			0 kW
Interrupt Demand	Actual			3657 kW
Demand	Actual			3657 kW
Billable Demand				3657 kW
On Pk Demand	Actual			3657 kW

Utility Information



MAILING ADDRESS		ACCOUNT NUMBER	DUE DATE
MINNESOTA STATE UNIV MANKATO ACCOUNTS PAYABLE PO 194834 236 WIGLEY ADMINISTRATION CTR MANKATO MN 56001-8057		51-5986264-1	10/24/2017
STATEMENT NUMBER	STATEMENT DATE	AMOUNT DUE	
564886179	10/09/2017	\$251,613.82	

METER READING INFORMATION				
TOTALIZED METER 17091088 - Multiplier x 2800			Read Dates: 08/29/17 - 09/28/17 (30 Days)	
DESCRIPTION	CURRENT READING	PREVIOUS READING	MEASURED USAGE	BILLED USAGE
Billable On Pk Demand				3657 kW
Off Pk Demand	Actual			3321 kW
Billable Off Pk Demand				0 kW
Power Factor On Pk Demand	94.31%			

ELECTRICITY CHARGES		RATE: Peak Control TOD	
DESCRIPTION	USAGE UNITS	RATE	CHARGE
Basic Service Chrg			\$55.00
On-Peak Energy	831591 kWh	\$0.043890	\$36,498.53
Off-Peak Energy	1114020 kWh	\$0.021400	\$23,840.03
Fuel Cost Charge	831591 kWh	\$0.029342	\$24,400.54
Fuel Cost Charge	1114020 kWh	\$0.018411	\$20,510.59
Energy Chg Crd	482811 kWh	-\$0.014000	-\$6,759.35 CR
Firm On Pk Demand Summe	0 kW	\$13.170000	\$0.00
Off Peak Demand	0 kW	\$1.500000	\$0.00
Cntl On Pk Demand	3657 kW	\$5.800000	\$21,210.60
Affordability Chrg			\$2.79
Resource Adjustment			\$10,313.22
Interim Rate Adj			\$5,800.47
Subtotal			\$135,872.42
City Fees			\$223.00
Total			\$136,095.42

Meter 17091088 Predetermined Demand Level 0

Premises Total **\$136,095.42**

4147

DAILY AVERAGES	Last Year	This Year
Temperature	87° F	68° F
Electricity kWh	77236.5	64853.7
Electricity Cost	\$5,351.25	\$4,536.51

INFORMATION ABOUT YOUR BILL

Effective Oct. 1, 2017, the Resource Adjustment line item on your bill has decreased due to a change in the Conservation Improvement Program (CIP) factor. The electric CIP portion of the Resource Adjustment is \$0.001875 per kilowatt-hour (kWh).

For an average non-demand customer, 69% of your bill refers to power plant costs, 14% to high voltage line costs, and 17% to the cost of local wires connected to your business. For an average demand customer, 79% of your total bill refers to power plant costs, 13% to high voltage lines, and 8% to the cost of local wires connected to your business.

RECEIVED
MN STATE UNIV, MANKATO

OCT 16 2017

ACCOUNTS PAYABLE
BUSINESS OFFICE

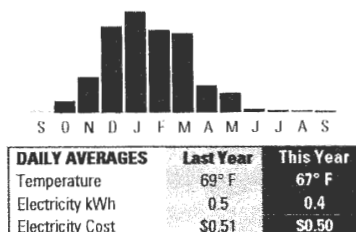
003803 4/7

10/09/2017

51-5986264-1



YOUR MONTHLY ELECTRICITY USAGE



MAILING ADDRESS	ACCOUNT NUMBER	DUE DATE
MINNESOTA STATE UNIV MANKATO ACCOUNTS PAYABLE PO 194834 236 WIGLEY ADMINISTRATION CTR MANKATO MN 56001-6067	51-5986264-1	10/24/2017
	STATEMENT NUMBER	STATEMENT DATE
	564886179	10/09/2017
		AMOUNT DUE
		\$251,613.82

SERVICE ADDRESS: **Standeford Observatory**
200 HINIKER MILL RD MANKATO, MN 56001

NEXT READ DATE: 10/24/17

ELECTRICITY SERVICE DETAILS

PREMISES NUMBER: 303680993
INVOICE NUMBER: 0693050438

METER READING INFORMATION

METER 60425587	Read Dates: 08/22/17 - 09/21/17 (30 Days)		
DESCRIPTION	CURRENT READING	PREVIOUS READING	USAGE
Total Delivered by Xcel	26698 Actual	26685 Actual	13 kWh

ELECTRICITY CHARGES

RATE: Sm Gen Svc (Metered)

DESCRIPTION	USAGE UNITS	RATE	CHARGE
Basic Service Chg			\$10.00
Energy Charge Summer	13 kWh	\$0.087870	\$1.14
Fuel Cost Charge	13 kWh	\$0.023846	\$0.31
Affordability Chrg			\$0.97
Resource Adjustment			\$0.14
Interim Rate Adj			\$0.87
Subtotal			\$13.43
City Fees			\$1.55
Total			\$14.98
Premises Total			\$14.98

INFORMATION ABOUT YOUR BILL

Effective Oct. 1, 2017, the Resource Adjustment line item on your bill has decreased due to a change in the Conservation Improvement Program (CIP) factor. The electric CIP portion of the Resource Adjustment is \$0.001875 per kilowatt-hour (kWh).

For an average non-demand customer, 69% of your bill refers to power plant costs, 14% to high voltage line costs, and 17% to the cost of local wires connected to your business. For an average demand customer, 79% of your total bill refers to power plant costs, 13% to high voltage lines, and 8% to the cost of local wires connected to your business.



Enroll in auto pay – no late fees and no worries

Auto Pay means saving time and mailing costs through the benefits of automatic payment withdrawal from your checking account. Your payment will automatically post to your Xcel Energy account on your due date and a withdrawal will be directed to the checking account you provide with this enrollment.

To enroll, just fill in the information on the lines below, cut off this form, and include along with your check and bill stub in the remittance envelope. Money orders do not qualify. Watch for **Automated Bank Payment** to appear on your billing statement to ensure your enrollment is in effect.

I authorize Xcel Energy to initiate transfers from the bank account indicated on the enclosed check payment to make monthly payments on my Xcel Energy account on my due date. This authority will remain in effect until I notify Xcel Energy, or Xcel Energy notifies me of the need to cancel the enrollment. I understand that a new authorization is required if I change my bank account. I have kept a record of this authorization.

Authorized signature
Signature above must match name on the bank account

Xcel Energy account
See page 1 of bill statement

Date

To enroll online, visit xcelenergy.com/MyAccount. For more information call 800.895.4999.

Utility Information

Page 9 of 14



DAILY AVERAGES	Last Year	This Year
Temperature	69° F	68° F
Electricity kWh	456.2	119.3
Electricity Cost	\$45.26	\$21.93

MAILING ADDRESS	ACCOUNT NUMBER	DUE DATE
MINNESOTA STATE UNIV MANKATO ACCOUNTS PAYABLE PO 194834 236 WIGLEY ADMINISTRATION CTR MANKATO MN 56001-6067	51-5986264-1	10/24/2017
	STATEMENT NUMBER	STATEMENT DATE
	564886179	10/09/2017
		AMOUNT DUE
		\$251,613.82

SERVICE ADDRESS: PARKING LOT LIGHTS
225 STADIUM RD MANKATO, MN 56001-4928
NEXT READ DATE: 10/24/17

ELECTRICITY SERVICE DETAILS

PREMISES NUMBER: 303842133
INVOICE NUMBER: 0693045429

METER READING INFORMATION			
METER 7824409		Read Dates: 08/22/17 - 09/23/17 (32 Days)	
DESCRIPTION	CURRENT READING	PREVIOUS READING	USAGE
Total Energy	5320 Actual	1503 Actual	3817 kWh
On Pk Energy	25156 Actual	24457 Actual	699 kWh
Off Pk Energy	80164 Actual	77046 Actual	3118 kWh
Demand	Actual		31.96 kW
Billable Demand			32 kW
On Pk Demand	Actual		19.59 kW
Billable On Pk Demand			27 kW
Off Pk Demand	Actual		31.96 kW
Billable Off Pk Demand			5 kW

ELECTRICITY CHARGES**RATE: General TOD Srvc**

DESCRIPTION	USAGE UNITS	RATE	CHARGE
Basic Service Chg			\$29.75
On-Peak Energy Chg	699 kWh	\$0.044820	\$31.33
Off-Pk Energy Chg	3118 kWh	\$0.022330	\$69.62
Fuel Cost Charge	699 kWh	\$0.029084	\$20.33
Fuel Cost Charge	3118 kWh	\$0.018255	\$56.92
Off-Pk Demand Chg	5 kW	\$2.400000	\$12.00
On-Pk Dmnd Chg Summer	27 kW	\$14.070000	\$379.89
Affordability Chrg			\$2.79
Resource Adjustment			\$42.27
Interim Rate Adj			\$40.51
Subtotal			\$685.41
City Fees			\$16.50
Total			\$701.91

OTHER RECURRING CHARGES DETAILS

DESCRIPTION	CHARGE
Invoice Number 693045410 225 STADIUM RD	
08/24/17 to 09/22/17 MANKATO, MN 56001-4928	
ODL St Light Maintenanc	\$111.20
Total	\$111.20
Premises Total	\$813.11

INFORMATION ABOUT YOUR BILL

Effective Oct. 1, 2017, the Resource Adjustment line item on your bill has decreased due to a change in the Conservation Improvement Program (CIP) factor. The electric CIP portion of the Resource Adjustment is \$0.001875 per kilowatt-hour (kWh).

For an average non-demand customer, 69% of your bill refers to power plant costs, 14% to high voltage line costs, and 17% to the cost of local wires connected to your business. For an average demand customer, 79% of your total bill refers to power plant costs, 13% to high voltage lines, and 8% to the cost of local wires connected to your business.

RECEIVED
MN STATE UNIV, MANKATO

OCT 16 2017

ACCOUNTS PAYABLE
BUSINESS OFFICE



MAILING ADDRESS	ACCOUNT NUMBER	DUE DATE
MINNESOTA STATE UNIV MANKATO ACCOUNTS PAYABLE PO 194834 236 WIGLEY ADMINISTRATION CTR MANKATO MN 56001-6067	51-5986264-1	10/24/2017
	STATEMENT NUMBER	STATEMENT DATE
	564886179	10/09/2017
		AMOUNT DUE
		\$251,613.82

SERVICE ADDRESS: TRAFTON CHILLER SERVICE
103 MAYWOOD ST MANKATO, MN 56001
NEXT READ DATE: 10/31/17

ELECTRICITY SERVICE DETAILS

PREMISES NUMBER: 304221045
INVOICE NUMBER: 0693052326

METER READING INFORMATION				
METER 12231842 - Multiplier x 700			Read Dates: 08/29/17 - 09/30/17 (32 Days)	
DESCRIPTION	CURRENT READING	PREVIOUS READING	MEASURED USAGE	BILLED USAGE
Total Energy	11242 Actual	10833 Actual	409	286300 kWh
Reactive Energy	6352 Actual	6157 Actual	195	136500 kVAh
Demand	Actual			616 kW
Billable Demand				616 kW
Power Factor Demand	90.27%			

ELECTRICITY CHARGES

RATE: General Service

DESCRIPTION	USAGE UNITS	RATE	CHARGE
Basic Service Chg			\$25.75
Energy Charge	286300 kWh	\$0.031080	\$8,898.20
Fuel Cost Charge	286300 kWh	\$0.023122	\$6,619.97
Energy Chg Crd	23268 kWh	-\$0.014000	-\$325.75 CR
Demand Charge Summer	616 kW	\$13.170000	\$8,112.72
Affordability Chrg			\$2.79
Resource Adjustment			\$1,625.10
Interim Rate Adj			\$1,295.10
Subtotal			\$26,253.88
City Fees			\$223.00
Total			\$26,476.88
Premises Total			\$26,476.88

DAILY AVERAGES	Last Year	This Year
Temperature	66° F	67° F
Electricity kWh	9683.3	8946.9
Electricity Cost	\$869.76	\$827.40

INFORMATION ABOUT YOUR BILL

Effective Oct. 1, 2017, the Resource Adjustment line item on your bill has decreased due to a change in the Conservation Improvement Program (CIP) factor. The electric CIP portion of the Resource Adjustment is \$0.001875 per kilowatt-hour (kWh).

For an average non-demand customer, 69% of your bill refers to power plant costs, 14% to high voltage line costs, and 17% to the cost of local wires connected to your business. For an average demand customer, 79% of your total bill refers to power plant costs, 13% to high voltage lines, and 8% to the cost of local wires connected to your business.

Utility Information

Page 11 of 14



MAILING ADDRESS	ACCOUNT NUMBER	DUE DATE
MINNESOTA STATE UNIV MANKATO ACCOUNTS PAYABLE PO 194834 236 WIGLEY ADMINISTRATION CTR MANKATO MN 56001-6067	51-5986264-1	10/24/2017
	STATEMENT NUMBER	STATEMENT DATE
	564886179	10/09/2017
		AMOUNT DUE
		\$251,613.82

SERVICE ADDRESS: Residential Facilities Service
450 ELLIS AVE MANKATO, MN 56001
NEXT READ DATE: 10/31/17

ELECTRICITY SERVICE DETAILS

PREMISES NUMBER: 304250275
INVOICE NUMBER: 0693054677

METER READING INFORMATION				
METER 12516965 - Multiplier x 1400			Read Dates: 08/29/17 - 09/30/17 (32 Days)	
DESCRIPTION	CURRENT READING	PREVIOUS READING	MEASURED USAGE	BILLED USAGE
Total Energy	11305 Actual	11098 Actual	207	289800 kWh
Reactive Energy	3319 Actual	3266 Actual	53	74200 kVArh
Demand	Actual			602 kW
Billable Demand				602 kW
Power Factor Demand	96.88%			

ELECTRICITY CHARGES**RATE: General Service**

DESCRIPTION	USAGE UNITS	RATE	CHARGE
Basic Service Chg			\$25.75
Energy Charge	289800 kWh	\$0.031080	\$9,006.98
Fuel Cost Charge	289800 kWh	\$0.023122	\$6,700.90
Energy Chg Crd	32746 kWh	- \$0.014000	- \$458.44 CR
Demand Charge Summer	602 kW	\$13.170000	\$7,928.34
Affordability Chrg			\$2.79
Resource Adjustment			\$1,621.02
Interim Rate Adj			\$1,278.96
Subtotal			\$28,108.30
City Fees			\$223.00
Total			\$28,329.30
Premises Total			\$28,329.30

DAILY AVERAGES	Last Year	This Year
Temperature	86° F	67° F
Electricity kWh	9680.0	9056.3
Electricity Cost	\$853.22	\$822.79

INFORMATION ABOUT YOUR BILL

Effective Oct. 1, 2017, the Resource Adjustment line item on your bill has decreased due to a change in the Conservation Improvement Program (CIP) factor. The electric CIP portion of the Resource Adjustment is \$0.001875 per kilowatt-hour (kWh).

For an average non-demand customer, 69% of your bill refers to power plant costs, 14% to high voltage line costs, and 17% to the cost of local wires connected to your business. For an average demand customer, 79% of your total bill refers to power plant costs, 13% to high voltage lines, and 8% to the cost of local wires connected to your business.

RECEIVED
MN STATE UNIV, MANKATO
OCT 16 2017
ACCOUNTS PAYABLE
BUSINESS OFFICE



MAILING ADDRESS	ACCOUNT NUMBER	DUE DATE
MINNESOTA STATE UNIV MANKATO ACCOUNTS PAYABLE PO 194834 236 WIGLEY ADMINISTRATION CTR MANKATO MN 56001-6067	51-5986264-1	10/24/2017
	STATEMENT NUMBER	STATEMENT DATE
	564886179	10/09/2017
		AMOUNT DUE
		\$251,613.82

OTHER RECURRING CHARGES DETAILS

INVOICE NUMBER: 693052225
ADDRESS: 135 STADIUM RD
MANKATO, MN 56001-4087

DESCRIPTION	USAGE UNITS	UNIT CHARGE	QTY	CHARGE
Install Number 162994 08/29/17 to 09/29/17 250 WATT HPS DIRECTIONAL CO OWN				
Auto Protective Lgt	539 kWh	\$12.62	5	\$63.10
Fuel Cost Charge				\$9.25
Resource Adjustment				\$2.04
Interim Rate Adj				\$4.89
Total				\$79.28

INVOICE NUMBER: 693052246
ADDRESS: 135 STADIUM RD
MANKATO, MN 56001-4087

DESCRIPTION	USAGE UNITS	UNIT CHARGE	QTY	CHARGE
Install Number 162995 08/29/17 to 09/29/17 250 WATT HPS AREA CO OWN				
Auto Protective Lgt	647 kWh	\$11.64	6	\$69.84
Fuel Cost Charge				\$11.09
Resource Adjustment				\$2.42
Interim Rate Adj				\$5.41
Total				\$88.76

INVOICE NUMBER: 693052278
ADDRESS: 135 STADIUM RD
MANKATO, MN 56001-4087

DESCRIPTION	USAGE UNITS	UNIT CHARGE	QTY	CHARGE
Install Number 162996 08/29/17 to 09/29/17 400 WATT HPS DIRECTIONAL CO OWN				
Auto Protective Lgt	169 kWh	\$16.12	1	\$16.12
Fuel Cost Charge				\$2.90
Resource Adjustment				\$0.62
Interim Rate Adj				\$1.25
Total				\$20.89

INVOICE NUMBER: 693052301
ADDRESS: 135 STADIUM RD
MANKATO, MN 56001-4087

DESCRIPTION	USAGE UNITS	UNIT CHARGE	QTY	CHARGE
Install Number 162997 08/29/17 to 09/29/17 250 WATT HPS AREA CO OWN				
Auto Protective Lgt	108 kWh	\$11.64	1	\$11.64
Fuel Cost Charge				\$1.85

Utility Information

Page 13 of 14



MAILING ADDRESS		ACCOUNT NUMBER	DUE DATE
MINNESOTA STATE UNIV MANKATO ACCOUNTS PAYABLE PO 194834 236 WIGLEY ADMINISTRATION CTR MANKATO MN 56001-6067		51-5986264-1	10/24/2017
		STATEMENT NUMBER	STATEMENT DATE
		564886179	10/09/2017
			AMOUNT DUE
			\$251,613.82

OTHER RECURRING CHARGES DETAILS

INVOICE NUMBER: 693052301
 ADDRESS: 135 STADIUM RD
 MANKATO, MN 56001-4087

DESCRIPTION	USAGE UNITS	UNIT CHARGE	QTY	CHARGE
Resource Adjustment				\$0.40
Interim Rate Adj				\$0.90
Total				\$14.79

INFORMATION ABOUT YOUR BILL

Effective Oct. 1, 2017, the Resource Adjustment line item on your bill has decreased due to a change in the Conservation Improvement Program (CIP) factor. The electric CIP portion of the Resource Adjustment is \$0.001875 per kilowatt-hour (kWh).

RECEIVED
MN STATE UNIV MANKATO

OCT 16 2017

ACCOUNTS PAYABLE
BUSINESS OFFICE

003803 717

10/09/2017

51-5986264-1

IMPORTANT PHONE NUMBERS

Electric Emergencies:	800.895.1999	24 hours, 7 days a week
Natural Gas Emergencies:	800.895.2999	24 hours, 7 days a week
Residential Customer Service:*	800.895.4999	24 hours, 7 days a week
Business Solutions Center:*	800.481.4700	8 a.m. – 5 p.m., Mon.–Fri.
TTD/TTY	800.895.4949	24 hours, 7 days a week
Call Before You Dig	811	24 hours, 7 days a week

*Register any inquiry or complaint at the above.

IMPORTANT ADDRESSES

General Inquiries*	Payments
Xcel Energy	Xcel Energy
PO Box 8	PO Box 9477
Eau Claire, WI 54702-0008	Minneapolis, MN 55484-9477
xcelenergy.com	Please include stub for faster processing.

GENERAL INFORMATION**City Fees**

A fee some cities impose that Xcel Energy collects from customers and pays directly to the city.

Electronic Check Conversion

When you pay your bill by check, in most cases Xcel Energy will use your check information to make a one-time electronic debit from your checking account on the day we receive your check. There are no fees for this electronic conversion. In all other cases we will process your check.

Environmental Information

Fuels used to generate electricity have different costs, reliability and air emissions. For more information, contact Xcel Energy at 800.895.4999 or online at xcelenergy.com. You can also contact the Minnesota Department of Commerce at <http://mn.gov/commerce/> or the Minnesota Pollution Control Agency at <https://www.pca.state.mn.us/quick-links/electricity-and-environment>.

Estimated Bills

Xcel Energy attempts to read meters each month. If no reading is taken, Xcel Energy estimates your month's bill based on your past use.

Governing Regulatory Agency

The Minnesota Public Utilities Commission regulates this utility and is available for mediation. MPUC: 121 7th Place E., Suite 350, St. Paul, MN 55101-2147 – <http://mn.gov/puc/>.

Late Payment Charge

Xcel Energy will assess a late payment charge on unpaid amounts two working days after the due date. The late payment charge is 1.5% monthly or \$1, whichever is greater. No late payment charge will be assessed if the unpaid amount is less than \$10.

Payment Responsibility

If the name on the front of your bill is not that of a person or business who has payment responsibility, call Xcel Energy at 800.895.4999.

Further information is available to customers upon request.

ABOUT YOUR ELECTRIC RATES**Affordability Charge**

A surcharge to recover the costs of offering bill payment assistance and discount programs for low-income customers.

Basic Service Charge

Fixed monthly charge for certain fixed costs (metering, billing, maintenance, etc.)

Conservation Improvement Programs

Minnesota law requires Xcel Energy to invest in programs that help customers save energy.

Decoupling Adjustment

A credit or surcharge to residential and non-demand business customers that separates the recovery of fixed costs from sales, adjusted annually based on the average use of each of these two customer classes.

Demand Charge

Charge to commercial and industrial customers for the fixed costs of the electric capacity required to meet the peak electric loads on Xcel Energy's system. The charge, which is adjusted seasonally, applies to the highest 15 minute kW demand during the billing period.

Energy Charge

Charge per kWh of electricity usage to recover the variable costs of producing energy.

Fuel Cost Charge

Charge per kWh to recover the costs of fuel needed to run Xcel Energy's generating plants, as well as the cost of purchasing energy from other suppliers.

kWh

One kilowatt-hour (kWh) is a unit of electrical usage. One kWh equals 1,000 watts of electricity used for one hour. This is enough electricity to light a 100-watt light bulb for 10 hours.

Mercury Cost Recovery

Minnesota law allows Xcel Energy to recover costs related to reducing Mercury emissions at two of Xcel Energy's fossil fuel power plants.

Renewable Development Fund

Minnesota law requires Xcel Energy to allocate money to support development of renewable energy projects and research and development of renewable energy technologies.

Renewable Energy Standard

Minnesota law allows Xcel Energy to recover the costs of new renewable generation.

Resource Adjustment

This includes costs related to: Conservation Improvement Programs, Mercury Cost Recovery, Renewable Development Fund, Renewable Energy Standard, State Energy Policy, Transmission Cost Recovery.

State Energy Policy

Minnesota law allows Xcel Energy to recover costs related to various energy policies approved by the Legislature.

Transmission Cost Recovery

Minnesota law allows Xcel Energy to recover costs associated with new investments in the electric transmission system necessary to deliver electric energy to customers.

WindsorSource*

WindsorSource is an optional program where you choose how much wind energy you would like to support. You can choose a fixed number of WindsorSource blocks (100 kWh each) or choose a 100% WindsorSource option.

ABOUT YOUR NATURAL GAS RATES**Basic Service Charge**

Monthly charge for certain fixed costs (metering, billing, maintenance, etc.)

Charge per therm

Charge to recover the cost of natural gas purchases from wholesale suppliers and delivered to Xcel Energy's distribution system via pipeline. This charge is adjusted each month.

Conservation Improvement Programs

Minnesota law requires Xcel Energy to invest in programs that help customers save energy.

Distribution Charge

Charge per therm that covers only the delivery costs of natural gas to a home or business through our distribution system. It does not include the charges for the natural gas itself.

Gas Affordability Program

A surcharge to recover the costs of offering a low-income customer co-pay program designed to reduce natural gas service disconnections. Billed to all non-interruptible customers.

Gas Utility Infrastructure Costs

Minnesota law allows Xcel Energy to recover MPUC-approved costs of assessments, modifications, and replacement of natural gas facilities as required to comply with state and federal pipeline safety programs.

Heat Content Adjustment

Corrects for variances in the heating capability of natural gas, and the adjustment varies monthly. The higher the heat content, the lower the volume of natural gas needed to provide the same heating.

New Area Service/Extension Surcharge

Monthly charge for extending natural gas service to areas where the cost would otherwise have been prohibitive under Company's present rates and service extension policy.

Pressure Correction Adjustment

Adjusts for variances in the amount of natural gas measured by different types of meters due to pressure differences in the natural gas delivered to a service.

Resource Adjustment

This includes costs related to Conservation Improvement Programs, Gas Utility Infrastructure Costs and State Energy Policy Rider.

State Energy Policy

Minnesota law allows Xcel Energy to recover costs related to various energy policies approved by the Legislature.

Therm

A therm is a unit of heating value equal to 100,000 British Thermal Units (BTUs). Since natural gas meters measure the volume of natural gas consumed in cubic feet, the Heat Content Adjustment is used to determine how much heat, in therms, is contained in the volume consumed.

PAYMENT OPTIONS: Learn more at xcelenergy.com/payment**Standard Payment Options:** (No fees apply)

- **My Account/eBill/Mobile App** — View/pay your bill electronically, view energy usage and access account information.
- **Auto Pay** — Automatically pay your bill directly from your bank account.
- **Pay By Phone** — Make your payment by phone from your checking or savings account by calling 800.895.4999.
- **Pay By Mail** — Return the enclosed envelope and attached bill stub with your payment. Apply proper postage.
- **Bank View and Pay** — View and pay your bills online through a third-party vendor.

Other Payment Options (Third-party fees will apply. Xcel Energy does not collect nor benefit from these fees.)

- **Credit/Debit Card Payment** — Pay with your credit or debit card electronically in My Account/eBill/Mobile App, or by calling 888.747.1523. A processing fee is charged for each credit/debit card payment.
- **Pay Stations** — Pay your bill in-person at a location near you. A processing fee is charged for payments made at a pay station.

Learn more at xcelenergy.com/MyAccount

Utility Information



NORTHERN STATES POWER COMPANY

Page 1 of 18

MAILING ADDRESS	ACCOUNT NUMBER	DUE DATE
MINNESOTA STATE UNIV MANKATO ACCOUNTS PAYABLE PO 194834 236 WIGLEY ADMINISTRATION CTR MANKATO MN 56001-6067	51-5986264-1	12/26/2017
	STATEMENT NUMBER	STATEMENT DATE
	572462622	12/08/2017
		AMOUNT DUE
		\$179,672.80

QUESTIONS ABOUT YOUR BILL?

See our website: xcelenergy.com
 Email us at: Customerservice@xcelenergy.com
 Please Call: 1-800-481-4700
 Hearing Impaired: 1-800-895-4949
 Fax: 1-800-311-0050
 Or write us at: XCEL ENERGY
 PO BOX 8
 EAU CLAIRE WI 54702-0008

ACCOUNT BALANCE

Previous Balance	As of 10/28	\$180,433.86
Payment Received	Cash 11/20	-\$180,433.86 CR
Balance Forward		\$0.00
Current Charges		\$179,454.91
Other Recurring Charges		\$217.89
Amount Due		\$179,672.80

PREMISES SUMMARY

PREMISES NUMBER	PREMISES IDENTIFIER	PREMISES DESCRIPTOR	CURRENT BILL
302425708	800 VAL IMM DR	CHILLER	\$4,147.83
302470608	500 HINIKER MILL RD	ANDREAS OBSERVATORY	\$118.95
303254484	1720 WARREN ST UNIT TRNCMP	VIKINGS TRAINING CAMP	\$146.41
303482079	800 VAL IMM DR	LOAD PROFILE Main Service	\$154,178.73
303680993	200 HINIKER MILL RD	Standeford Observatory	\$42.18
303842133	225 STADIUM ST	PARKING LOT LIGHTS	\$828.43
304221045	103 MAYWOOD ST	TRAFTON CHILLER SERVICE	\$1,290.51
304250275	450 ELLIS AVE	Residential Facilities Service	\$18,701.87
Total			\$179,454.91

RECEIVED
MN STATE UNIV, MANKATO

OTHER RECURRING CHARGES SUMMARY

DESCRIPTION	DEC 12 2017	CURRENT BILL
Auto Protective Lgt		\$217.89
Total	ACCOUNTS PAYABLE BUSINESS OFFICE	\$217.89

INFORMATION ABOUT YOUR BILL

Thank you for your payment.

RETURN BOTTOM PORTION WITH YOUR PAYMENT • PLEASE DO NOT USE STAPLES, TAPE OR PAPER CLIPS



ACCOUNT NUMBER	DUE DATE	AMOUNT DUE	AMOUNT ENCLOSED
51-5986264-1	12/26/2017	\$179,672.80	

Please see the back of this bill for more information
regarding the late payment charge. Pay on or before the
date due to avoid assessment of a late payment charge.
Make your check payable to XCEL ENERGY

DECEMBER						
S	M	T	W	T	F	S
					1	2
3	4	5	6	7	8	9
10	11	12	13	14	15	16
17	18	19	20	21	22	23
24	25	26	27	28	29	30
31						

AB 03 002584 25540 A 15 A



MINNESOTA STATE UNIV MANKATO
ACCOUNTS PAYABLE PO 194834
236 WIGLEY ADMINISTRATION CTR
MANKATO MN 56001-6067

|||||
XCEL ENERGY
P.O. BOX 9477
MPLS MN 55484-9477

31 51122617 59862641 0001796728000017967280

M12.12.17



MAILING ADDRESS	ACCOUNT NUMBER	DUE DATE
MINNESOTA STATE UNIV MANKATO ACCOUNTS PAYABLE PO 194834 236 WIGLEY ADMINISTRATION CTR MANKATO MN 56001-6067	51-5986264-1	12/26/2017
	STATEMENT NUMBER	STATEMENT DATE
	572462622	12/08/2017
		AMOUNT DUE
		\$179,672.80

SERVICE ADDRESS: CHILLER
800 VAL IMM DR MANKATO, MN 56001
NEXT READ DATE: 01/04/18

ELECTRICITY SERVICE DETAILS

PREMISES NUMBER: 302425708
INVOICE NUMBER: 0701577467


METER READING INFORMATION				
METER 14050961 - Multiplier x 700			Read Dates: 10/29/17 - 11/29/17 (31 Days)	
DESCRIPTION	CURRENT READING	PREVIOUS READING	MEASURED USAGE	BILLED USAGE
Total Energy	13058 Actual	13036 Actual	22	15400 kWh
On Pk Energy	5939 Actual	5931 Actual	8	5600 kWh
Off Pk Energy	7118 Actual	7104 Actual	14	9800 kWh
Reactive Energy	5530 Actual	5530 Actual	0	0 kVArh
Demand	Actual			28 kW
Billable Demand				28 kW
On Pk Demand	Actual			28 kW
Billable On Pk Demand				149 kW
Off Pk Demand	Actual			21 kW
Billable Off Pk Demand				856 kW
Power Factor On Pk Demand	100.00%			

ELECTRICITY CHARGES**RATE: General TOD Srvc**

DESCRIPTION	USAGE UNITS	RATE	CHARGE
Basic Service Chg			\$29.64
On-Peak Energy Chg	5600 kWh	\$0.048800	\$273.28
Off-Peak Energy Ch	9800 kWh	\$0.022980	\$225.20
Fuel Cost Charge	5600 kWh	\$0.031446	\$176.10
Fuel Cost Charge	9800 kWh	\$0.020565	\$201.54
On-Peak Demand ChWinte	149 kW	\$9.910000	\$1,476.59
Off-Peak Demand Ch	856 kW	\$1.550000	\$1,326.80
Affordability Chrg			\$2.79
Resource Adjustment			\$212.89
Subtotal			\$3,924.83
City Fees			\$223.00
Total			\$4,147.83

BUILDING A FOUNDATION STARTS WITH BUILDINGS AND FOUNDATIONS.

We know a strong community needs to be built from the ground up. We work with nonprofit organizations, and invest in areas like STEM education and environmental stewardship to create communities that have the power to make themselves better.



ALWAYS delivering.

Utility Information

Page 3 of 18



MAILING ADDRESS	ACCOUNT NUMBER	DUE DATE
MINNESOTA STATE UNIV MANKATO ACCOUNTS PAYABLE PO 194834 236 WIGLEY ADMINISTRATION CTR MANKATO MN 56001-6067	51-5986264-1	12/26/2017
	STATEMENT NUMBER	STATEMENT DATE
	572462622	12/08/2017
		AMOUNT DUE
		\$179,672.80

Premises Total**\$4,147.83**

DAILY AVERAGES	Last Year	This Year
Temperature	44° F	34° F
Electricity kWh	0.0	496.8
Electricity Cost	\$52.81	\$133.80

INFORMATION ABOUT YOUR BILL

For an average non-demand customer, 69% of your bill refers to power plant costs, 14% to high voltage line costs, and 17% to the cost of local wires connected to your business. For an average demand customer, 79% of your total bill refers to power plant costs, 13% to high voltage lines, and 8% to the cost of local wires connected to your business.

002584 2/8



RECEIVED
MN STATE UNIV, MANKATO

DEC 12 2017

ACCOUNTS PAYABLE
BUSINESS OFFICE

THE SUN CAN BE THE MOST PRODUCTIVE MEMBER OF THE FAMILY BUSINESS.

The sun is pretty darn powerful. Use it. Open window shades
and curtains during the day to heat your business with sunlight.
At dusk, close the shades and curtains to keep in the heat.

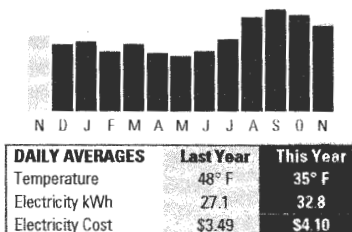
**ALWAYS delivering.**

12/08/2017

51-5986264-1



YOUR MONTHLY ELECTRICITY USAGE



MAILING ADDRESS	ACCOUNT NUMBER	DUE DATE
MINNESOTA STATE UNIV MANKATO ACCOUNTS PAYABLE PO 194834 236 WIGLEY ADMINISTRATION CTR MANKATO MN 56001-6067	51-5986264-1	12/26/2017
	STATEMENT NUMBER	STATEMENT DATE
	572462622	12/08/2017
		AMOUNT DUE
		\$179,672.80

SERVICE ADDRESS: ANDREAS OBSERVATORY
500 HINIKER MILL RD MANKATO, MN 56001
NEXT READ DATE: 12/27/17

ELECTRICITY SERVICE DETAILS

PREMISES NUMBER: 302470608
INVOICE NUMBER: 0701572333

METER READING INFORMATION

METER 60843507	Read Dates: 10/22/17 - 11/20/17 (29 Days)		
DESCRIPTION	CURRENT READING	PREVIOUS READING	USAGE
Total Delivered by Xcel	65763 Actual	64811 Actual	952 kWh

ELECTRICITY CHARGES

RATE: Sm Gen Svc (Metered)


DESCRIPTION	USAGE UNITS	RATE	CHARGE
Basic Service Chg			\$10.00
Energy Charge Winter	952 kWh	\$0.079650	\$75.83
Fuel Cost Charge	952 kWh	\$0.025693	\$24.46
Decoupling Adj	952 kWh	-\$0.000291	-\$0.28 CR
Affordability Chrg			\$0.97
Resource Adjustment			\$6.42
Subtotal			\$117.40
City Fees			\$1.55
Total			\$118.95
Premises Total			\$118.95

INFORMATION ABOUT YOUR BILL

For an average non-demand customer, 69% of your bill refers to power plant costs, 14% to high voltage line costs, and 17% to the cost of local wires connected to your business. For an average demand customer, 79% of your total bill refers to power plant costs, 13% to high voltage lines, and 8% to the cost of local wires connected to your business.

THE SUN CAN BE THE MOST PRODUCTIVE MEMBER OF THE FAMILY BUSINESS.

The sun is pretty darn powerful. Use it. Open window shades and curtains during the day to heat your business with sunlight. At dusk, close the shades and curtains to keep in the heat.



ALWAYS delivering.

Utility Information



MAILING ADDRESS		ACCOUNT NUMBER	DUE DATE
MINNESOTA STATE UNIV MANKATO ACCOUNTS PAYABLE PO 194834 236 WIGLEY ADMINISTRATION CTR MANKATO MN 56001-6067		51-5986264-1	12/26/2017
		STATEMENT NUMBER	STATEMENT DATE
		572462622	12/08/2017
			AMOUNT DUE
			\$179,672.80

SERVICE ADDRESS: VIKINGS TRAINING CAMP
1720 WARREN ST UNIT TRNCMP MANKATO, MN 56001
NEXT READ DATE: 12/27/17

ELECTRICITY SERVICE DETAILS

PREMISES NUMBER: 303254484
INVOICE NUMBER: 0701576241

METER READING INFORMATION				
METER 10022931 - Multiplier x 40				
Read Dates: 10/21/17 - 11/20/17 (30 Days)				
DESCRIPTION	CURRENT READING	PREVIOUS READING	MEASURED USAGE	BILLED USAGE
Total Delivered by Xcel	2588 Actual	2570 Actual	18	720 kWh
Reactive	5722 Actual	5646 Actual	76	3040 kVarh
Demand	Actual			4 kW
Adjusted Demand				16 kW
Billable Demand				7 kW
Power Factor Demand	23.05%			

ELECTRICITY CHARGES**RATE: General Service**

DESCRIPTION	USAGE UNITS	RATE	CHARGE
Energy Charge	720 kWh	\$0.034980	\$25.19
Fuel Cost Charge	720 kWh	\$0.024875	\$17.91
Demand Charge Winter	7 kW	\$10.710000	\$74.97
Affordability Chrg			\$2.13
Resource Adjustment			\$9.71
Subtotal			\$129.91
City Fees			\$16.50
Total			\$146.41
Premises Total			\$146.41

DAILY AVERAGES	Last Year	This Year
Temperature	48° F	35° F
Electricity kWh	15.7	24.0
Electricity Cost	\$4.75	\$4.88

INFORMATION ABOUT YOUR BILL

For an average non-demand customer, 69% of your bill refers to power plant costs, 14% to high voltage line costs, and 17% to the cost of local wires connected to your business. For an average demand customer, 79% of your total bill refers to power plant costs, 13% to high voltage lines, and 8% to the cost of local wires connected to your business.

RECEIVED
MN STATE UNIV, MANKATO

DEC 12 2017

ACCOUNTS PAYABLE
BUSINESS OFFICE



MAILING ADDRESS	ACCOUNT NUMBER	DUE DATE
MINNESOTA STATE UNIV MANKATO ACCOUNTS PAYABLE PO 194834 236 WIGLEY ADMINISTRATION CTR MANKATO MN 56001-6067	51-5986264-1	12/26/2017
	STATEMENT NUMBER	STATEMENT DATE
	572462622	12/08/2017
		AMOUNT DUE
		\$179,672.80

SERVICE ADDRESS: LOAD PROFILE Main Service
800 VAL IMM DR MANKATO, MN 56001
NEXT READ DATE: 01/04/18

ELECTRICITY SERVICE DETAILS

PREMISES NUMBER: 303482079
INVOICE NUMBER: 0701575349

METER READING INFORMATION				
CONTRIBUTING METER 17091087 - Multiplier x 2800			Read Dates: 10/27/17 - 11/30/17 (34 Days)	
DESCRIPTION	CURRENT READING	PREVIOUS READING	MEASURED USAGE	BILLED USAGE
Measured Readings				
Total Energy	2 Actual	2 Actual	0	0 kWh
Reactive Energy	0 Actual	0 Actual	0	0 kVArh
Interval Usage				
Total Contributing Energy	15 Actual	Actual	15	15 kWh
Contributing On Pk Energy	6 Actual	Actual	6	6 kWh
Contributing Off Pk Energy	9 Actual	Actual	9	9 kWh
Contributing Reactive Energy	0 Actual	Actual	0	0 kVArh
Contributing Demand	Actual			1 kW
Contributing On Pk Demand	Actual			1 kW
Contributing Off Pk Demand	Actual			1 kW

METER READING INFORMATION				
CONTRIBUTING METER 17091085 - Multiplier x 2800			Read Dates: 10/27/17 - 11/30/17 (34 Days)	
DESCRIPTION	CURRENT READING	PREVIOUS READING	MEASURED USAGE	BILLED USAGE
Measured Readings				
Total Energy	18530 Actual	18065 Actual	465	1302000 kWh
Reactive Energy	7572 Actual	7373 Actual	199	557200 kVArh
Interval Usage				
Total Contributing Energy	1302000 Actual	Actual	1302000	1302000 kWh
Contributing On Pk Energy	546840 Actual	Actual	546840	546840 kWh
Contributing Off Pk Energy	755160 Actual	Actual	755160	755160 kWh
Contributing Reactive Energy	557200 Actual	Actual	557200	557200 kVArh
Contributing Demand	Actual			2203 kW
Contributing On Pk Demand	Actual			2203 kW
Contributing Off Pk Demand	Actual			1976 kW

METER READING INFORMATION				
TOTALIZED METER 17091088 - Multiplier x 2800			Read Dates: 10/27/17 - 11/30/17 (34 Days)	
DESCRIPTION	CURRENT READING	PREVIOUS READING	MEASURED USAGE	BILLED USAGE
Measured Readings				
Total Energy	12901 Actual	12590 Actual	311	870800 kWh
Reactive Energy	3615 Actual	3540 Actual	75	210000 kVArh
Interval Usage				
Total Contributing Energy	869115 Actual	Actual	869115	869115 kWh
Contributing On Pk Energy	358339 Actual	Actual	358339	358339 kWh
Contributing Off Pk Energy	510776 Actual	Actual	510776	510776 kWh
Contributing Reactive Energy	209116 Actual	Actual	209116	209116 kVArh
Contributing Demand	Actual			1522 kW
Contributing On Pk Demand	Actual			1522 kW
Contributing Off Pk Demand	Actual			1461 kW
Total Energy	2171130 Actual	Actual	2171130	2171130 kWh
On Pk Energy	905185 Actual	Actual	905185	905185 kWh
Off Pk Energy	1265945 Actual	Actual	1265945	1265945 kWh
Reactive Energy	766316 Actual	Actual	766316	766316 kVArh
Firm Demand	Actual			0 kW
Interrupt Demand	Actual			3646 kW
Demand	Actual			3646 kW
Billable Demand				3646 kW
On Pk Demand	Actual			3646 kW

Utility Information



MAILING ADDRESS	ACCOUNT NUMBER	DUE DATE
MINNESOTA STATE UNIV MANKATO ACCOUNTS PAYABLE PO 194834 236 WIGLEY ADMINISTRATION CTR MANKATO MN 56001-6067	51-5986264-1	12/26/2017
	STATEMENT NUMBER	STATEMENT DATE
	572462622	12/08/2017
		AMOUNT DUE
		\$179,672.80

Page / of 18

METER READING INFORMATION				
TOTALIZED METER 17091088 - Multiplier x 2800			Read Dates: 10/27/17 - 11/30/17 (34 Days)	
DESCRIPTION	CURRENT READING	PREVIOUS READING	MEASURED USAGE	BILLED USAGE
Billable On Pk Demand				3646 kW
Off Pk Demand	Actual			3339 kW
Billable Off Pk Demand				0 kW
Power Factor On Pk Demand	94.30%			

ELECTRICITY CHARGES		RATE: Peak Control TOD	
DESCRIPTION	USAGE UNITS	RATE	CHARGE
Basic Service Chrg			\$55.00
On-Peak Energy	905185 kWh	\$0.048800	\$44,173.03
Off-Peak Energy	1265945 kWh	\$0.022980	\$29,091.42
Fuel Cost Charge	905185 kWh	\$0.031377	\$28,402.04
Fuel Cost Charge	1265945 kWh	\$0.020520	\$25,977.19
Energy Chg Crd	519492 kWh	- \$0.015580	- \$8,093.69 CR
Firm On Pk Demand/Winter	0 kW	\$9.910000	\$0.00
Off Peak Demand	0 kW	\$1.550000	\$0.00
Cntl On Pk Demand	3646 kW	\$6.550000	\$23,881.30
Affordability Chrg			\$2.79
Resource Adjustment			\$10,466.65
Subtotal			\$153,956.73
City Fees			\$223.00
Total			\$154,179.73

Meter 17091088 Predetermined Demand Level 0

Premises Total **\$154,179.73**

DAILY AVERAGES	Last Year	This Year
Temperature	45° F	34° F
Electricity kWh	75623.8	63856.8
Electricity Cost	\$5,558.36	\$4,534.67

INFORMATION ABOUT YOUR BILL

For an average non-demand customer, 69% of your bill refers to power plant costs, 14% to high voltage line costs, and 17% to the cost of local wires connected to your business. For an average demand customer, 79% of your total bill refers to power plant costs, 13% to high voltage lines, and 8% to the cost of local wires connected to your business.

RECEIVED
MN STATE UNIV, MANKATO

DEC 12 2017

ACCOUNTS PAYABLE
BUSINESS OFFICE

002584 4/9

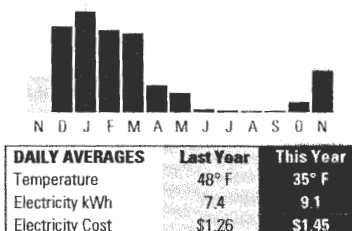


12/08/2017

51-5986264-1



YOUR MONTHLY ELECTRICITY USAGE



MAILING ADDRESS	ACCOUNT NUMBER	DUE DATE
MINNESOTA STATE UNIV MANKATO ACCOUNTS PAYABLE PO 194834 236 WIGLEY ADMINISTRATION CTR MANKATO MN 56001-6067	51-5986264-1	12/26/2017
	STATEMENT NUMBER	STATEMENT DATE
	572462622	12/08/2017
		AMOUNT DUE
		\$179,672.80

SERVICE ADDRESS: Standeford Observatory
200 HINIKER MILL RD MANKATO, MN 56001
NEXT READ DATE: 12/27/17

ELECTRICITY SERVICE DETAILS

PREMISES NUMBER: 303680993
INVOICE NUMBER: 0701575995

METER READING INFORMATION			
METER 60425587		Read Dates: 10/22/17 - 11/20/17 (29 Days)	
DESCRIPTION	CURRENT READING	PREVIOUS READING	USAGE
Total Delivered by Xcel	27029 Actual	26764 Actual	265 kWh

ELECTRICITY CHARGES

RATE: Sm Gen Svc (Metered)


DESCRIPTION	USAGE UNITS	RATE	CHARGE
Basic Service Chg			\$10.00
Energy Charge Winter	265 kWh	\$0.079650	\$21.11
Fuel Cost Charge	265 kWh	\$0.025698	\$6.81
Decoupling Adj	265 kWh	- \$0.000291	-\$0.08 CR
Affordability Chrg			\$0.97
Resource Adjustment			\$1.82
Subtotal			\$40.63
City Fees			\$1.55
Total			\$42.18
Premises Total			\$42.18

INFORMATION ABOUT YOUR BILL

For an average non-demand customer, 69% of your bill refers to power plant costs, 14% to high voltage line costs, and 17% to the cost of local wires connected to your business. For an average demand customer, 79% of your total bill refers to power plant costs, 13% to high voltage lines, and 8% to the cost of local wires connected to your business.

THE SUN CAN BE THE MOST PRODUCTIVE MEMBER OF THE FAMILY BUSINESS.

The sun is pretty darn powerful. Use it. Open window shades and curtains during the day to heat your business with sunlight. At dusk, close the shades and curtains to keep in the heat.



ALWAYS delivering.

Utility Information



Page 4 of 18

DAILY AVERAGES	Last Year	This Year
Temperature	48° F	35° F
Electricity kWh	582.8	200.8
Electricity Cost	\$51.68	\$27.61

MAILING ADDRESS	ACCOUNT NUMBER	DUE DATE
MINNESOTA STATE UNIV MANKATO ACCOUNTS PAYABLE PO 194834 236 WIGLEY ADMINISTRATION CTR MANKATO MN 56001-6067	51-5986264-1	12/26/2017
	STATEMENT NUMBER	STATEMENT DATE
	572462622	12/08/2017
		AMOUNT DUE
		\$179,672.80

SERVICE ADDRESS: PARKING LOT LIGHTS
225 STADIUM RD MANKATO, MN 56001-4928

NEXT READ DATE: 12/27/17

ELECTRICITY SERVICE DETAILS

PREMISES NUMBER: 303842133
INVOICE NUMBER: 0701577738

METER READING INFORMATION			
METER 7824469		Read Dates: 10/21/17 - 11/20/17 (30 Days)	
DESCRIPTION	CURRENT READING	PREVIOUS READING	USAGE
Total Energy	15614 Actual	9590 Actual	6024 kWh
On Pk Energy	28776 Actual	26301 Actual	2475 kWh
Off Pk Energy	86838 Actual	83289 Actual	3549 kWh
Demand	Actual		43.39 kW
Billable Demand			43 kW
On Pk Demand	Actual		31.98 kW
Billable On Pk Demand			32 kW
Off Pk Demand	Actual		43.39 kW
Billable Off Pk Demand			11 kW

ELECTRICITY CHARGES**RATE: General TOD Srvc**

DESCRIPTION	USAGE UNITS	RATE	CHARGE
Basic Service Chg			\$29.64
On-Peak Energy Chg	2475 kWh	\$0.049860	\$123.40
Off-Pk Energy Chg	3549 kWh	\$0.024040	\$85.32
Fuel Cost Charge	2475 kWh	\$0.031095	\$76.96
Fuel Cost Charge	3549 kWh	\$0.020338	\$72.18
Off-Pk Demand Chg	11 kW	\$2.350000	\$25.85
On-Pk Dmnd Chg Winter	32 kW	\$10.710000	\$342.72
Affordability Chrg			\$2.79
Resource Adjustment			\$53.07
Subtotal			\$811.93
City Fees			\$16.50
Total			\$828.43

Premises Total**\$828.43****INFORMATION ABOUT YOUR BILL**

For an average non-demand customer, 69% of your bill refers to power plant costs, 14% to high voltage line costs, and 17% to the cost of local wires connected to your business. For an average demand customer, 79% of your total bill refers to power plant costs, 13% to high voltage lines, and 8% to the cost of local wires connected to your business.

RECEIVED
MN STATE UNIV, MANKATO

DEC 12 2017

ACCOUNTS PAYABLE
BUSINESS OFFICE

2396

002584 58

12/08/2017

51-5986264-1



MAILING ADDRESS	ACCOUNT NUMBER	DUE DATE
MINNESOTA STATE UNIV MANKATO ACCOUNTS PAYABLE PO 194834 236 WIGLEY ADMINISTRATION CTR MANKATO MN 56001-6067	51-5986264-1	12/26/2017
	STATEMENT NUMBER	STATEMENT DATE
	572462622	12/08/2017
		AMOUNT DUE
		\$179,672.80

SERVICE ADDRESS: TRAFTON CHILLER SERVICE
103 MAYWOOD ST MANKATO, MN 56001
NEXT READ DATE: 01/04/18

ELECTRICITY SERVICE DETAILS

PREMISES NUMBER: 304221045
INVOICE NUMBER: 0701571584

METER READING INFORMATION				
METER 12231842 - Multiplier x 700				
Read Dates: 10/28/17 - 11/29/17 (32 Days)				
DESCRIPTION	CURRENT READING	PREVIOUS READING	MEASURED USAGE	BILLED USAGE
Total Energy	11408 Actual	11399 Actual	9	6300 kWh
Reactive Energy	6458 Actual	6437 Actual	21	14700 kVAh
Demand	Actual			14 kW
Adjusted Demand				32 kW
Billable Demand				59 kW
Power Factor Demand	39.39%			

ELECTRICITY CHARGES

RATE: General Service

DESCRIPTION	USAGE UNITS	RATE	CHARGE
Basic Service Chg			\$25.64
Energy Charge	6300 kWh	\$0.033920	\$213.70
Fuel Cost Charge	6300 kWh	\$0.025122	\$158.27
Demand Charge Winter	59 kW	\$9.910000	\$584.69
Affordability Chrg			\$2.79
Resource Adjustment			\$82.42
Subtotal			\$1,067.51
City Fees			\$223.00
Total			\$1,290.51
Premises Total			\$1,290.51

DAILY AVERAGES	Last Year	This Year
Temperature	45° F	34° F
Electricity kWh	203.2	196.9
Electricity Cost	\$41.83	\$40.33

INFORMATION ABOUT YOUR BILL

For an average non-demand customer, 69% of your bill refers to power plant costs, 14% to high voltage line costs, and 17% to the cost of local wires connected to your business. For an average demand customer, 79% of your total bill refers to power plant costs, 13% to high voltage lines, and 8% to the cost of local wires connected to your business.

Utility Information

Page 11 of 18



MAILING ADDRESS	ACCOUNT NUMBER	DUE DATE
MINNESOTA STATE UNIV MANKATO ACCOUNTS PAYABLE PO 194834 238 WIGLEY ADMINISTRATION CTR MANKATO MN 56001-8067	51-5986264-1	12/26/2017
	STATEMENT NUMBER	STATEMENT DATE
	572462622	12/08/2017
		AMOUNT DUE
		\$179,672.80

SERVICE ADDRESS: Residential Facilities Service
450 ELLIS AVE MANKATO, MN 56001
NEXT READ DATE: 01/04/18

ELECTRICITY SERVICE DETAILS

PREMISES NUMBER: 304250275
INVOICE NUMBER: 0701572792

METER READING INFORMATION				
METER 12516865 - Multiplier x 1400				
Read Dates: 10/28/17 - 11/29/17 (32 Days)				
DESCRIPTION	CURRENT READING	PREVIOUS READING	MEASURED USAGE	BILLED USAGE
Total Energy	11622 Actual	11460 Actual	162	226800 kWh
Reactive Energy	3406 Actual	3361 Actual	45	63000 kVArh
Demand	Actual			448 kW
Billable Demand				448 kW
Power Factor Demand	96.35%			

ELECTRICITY CHARGES**RATE: General Service**

DESCRIPTION	USAGE UNITS	RATE	CHARGE
Basic Service Chg			\$25.64
Energy Charge	226800 kWh	\$0.033920	\$7,693.06
Fuel Cost Charge	226800 kWh	\$0.025123	\$5,697.79
Energy Chg Crd	35504 kWh	-\$0.015580	-\$553.15 CR
Demand Charge Winter	448 kW	\$9.910000	\$4,439.68
Affordability Chrg			\$2.79
Resource Adjustment			\$1,173.06
Subtotal			\$18,478.87
City Fees			\$223.00
Total			\$18,701.87
Premises Total			\$18,701.87

DAILY AVERAGES	Last Year	This Year
Temperature	45° F	34° F
Electricity kWh	7408.5	7087.5
Electricity Cost	\$809.51	\$584.43

RECEIVED
MN STATE UNIV, MANKATO

DEC 12 2017

ACCOUNTS PAYABLE
BUSINESS OFFICE

INFORMATION ABOUT YOUR BILL

For an average non-demand customer, 69% of your bill refers to power plant costs, 14% to high voltage line costs, and 17% to the cost of local wires connected to your business. For an average demand customer, 79% of your total bill refers to power plant costs, 13% to high voltage lines, and 8% to the cost of local wires connected to your business.

002584 69

12/08/2017

51-5986264-1



MAILING ADDRESS	ACCOUNT NUMBER	DUE DATE
MINNESOTA STATE UNIV MANKATO ACCOUNTS PAYABLE PO 194834 236 WIGLEY ADMINISTRATION CTR MANKATO MN 56001-6067	51-5986264-1	12/26/2017
	STATEMENT NUMBER	STATEMENT DATE
	572462622	12/08/2017
		AMOUNT DUE
		\$179,672.80

OTHER RECURRING CHARGES DETAILS

INVOICE NUMBER: 701575202
ADDRESS: 135 STADIUM RD
 MANKATO, MN 56001-4087

DESCRIPTION	USAGE UNITS	UNIT CHARGE	QTY	CHARGE
Install Number 162994 10/29/17 to 11/29/17 250 WATT HPS DIRECTIONAL CO OWN				
Auto Protective Lgt	685 kWh	\$14.37	5	\$71.85
Fuel Cost Charge				\$13.75
Resource Adjustment				\$2.35
Total				\$87.95

INVOICE NUMBER: 701575240
ADDRESS: 135 STADIUM RD
 MANKATO, MN 56001-4087

DESCRIPTION	USAGE UNITS	UNIT CHARGE	QTY	CHARGE
Install Number 162995 10/29/17 to 11/29/17 250 WATT HPS AREA CO OWN				
Auto Protective Lgt	821 kWh	\$12.07	6	\$72.42
Fuel Cost Charge				\$16.48
Resource Adjustment				\$2.75
Total				\$91.65

INVOICE NUMBER: 701575281
ADDRESS: 135 STADIUM RD
 MANKATO, MN 56001-4087

DESCRIPTION	USAGE UNITS	UNIT CHARGE	QTY	CHARGE
Install Number 162996 10/29/17 to 11/29/17 400 WATT HPS DIRECTIONAL CO OWN				
Auto Protective Lgt	215 kWh	\$17.98	1	\$17.98
Fuel Cost Charge				\$4.32
Resource Adjustment				\$0.71
Total				\$23.01

INVOICE NUMBER: 701575322
ADDRESS: 135 STADIUM RD
 MANKATO, MN 56001-4087

DESCRIPTION	USAGE UNITS	UNIT CHARGE	QTY	CHARGE
Install Number 162997 10/29/17 to 11/29/17 250 WATT HPS AREA CO OWN				
Auto Protective Lgt	137 kWh	\$12.07	1	\$12.07
Fuel Cost Charge				\$2.75
Resource Adjustment				\$0.46
Total				\$15.28

Utility Information



Page 13 of 18

MAILING ADDRESS		ACCOUNT NUMBER	DUE DATE
MINNESOTA STATE UNIV MANKATO ACCOUNTS PAYABLE PO 194834 236 WIGLEY ADMINISTRATION CTR MANKATO MN 56001-6067		51-5986264-1	12/26/2017
		STATEMENT NUMBER	STATEMENT DATE
		572462622	12/08/2017
			AMOUNT DUE
			\$179,672.80

ANY QUESTIONS? WE'VE GOT YOU COVERED.

Jump on Facebook and Twitter and let us know, any time any day. We'll be ready with an answer before you can say "140-characters-or-less."



Investing in our Communities

Through sponsorships, grants, and employee contributions, we make substantial investments in the communities we live, work, and serve. Our contributions focus on education, environment, economic sustainability, and arts and culture. Last year Xcel Energy raised \$47.8 million to help 100,000 families in need with their energy bills, and employees donated more than 50,000 hours in volunteer time. We power your business, while investing in the community.

RECEIVED
MN STATE UNIV, MANKATO

DEC 12 2017

ACCOUNTS PAYABLE
BUSINESS OFFICE

002584 7/9



2397



'Tis the season of giving

Give yourself the gift of simplicity and convenience by enrolling in paperless billing now through My Account.

And enjoy these additional gift-wrapped benefits:

- Text or email payment notifications
- Online bill history
- Online payment options

Dash through the snow with less in your bag by enrolling in eBill today!
Go to xcelenergy.com/MyAccount to enroll.

To find more billing and payment options visit xcelenergy.com/MyAccount

12/08/2017

51-5986264-1

IMPORTANT PHONE NUMBERS

Electric Emergencies:	800.895.1999	24 hours, 7 days a week
Natural Gas Emergencies:	800.895.2999	24 hours, 7 days a week
Residential Customer Service:*	800.895.4999	24 hours, 7 days a week
Business Solutions Center:*	800.481.4700	8 a.m. – 5 p.m., Mon.–Fri.
TTD/TTY	800.895.4949	24 hours, 7 days a week
Call Before You Dig	811	24 hours, 7 days a week

General Inquiries*

Xcel Energy
PO Box 8
Eau Claire, WI 54702-0008
xcelenergy.com

Payments

Xcel Energy
PO Box 9477
Minneapolis, MN 55484-9477
Please include stub for faster processing.

*Register any inquiry or complaint at the above.

GENERAL INFORMATION**City Fees**

A fee some cities impose that Xcel Energy collects from customers and pays directly to the city.

Electronic Check Conversion

When you pay your bill by check, in most cases Xcel Energy will use your check information to make a one-time electronic debit from your checking account on the day we receive your check. There are no fees for this electronic conversion. In all other cases we will process your check.

Environmental Information

Fuels used to generate electricity have different costs, reliability and air emissions. For more information, contact Xcel Energy at 800.895.4999 or online at xcelenergy.com. You can also contact the Minnesota Department of Commerce at <http://mn.gov/commerce/> or the Minnesota Pollution Control Agency at <https://www.pca.state.mn.us/quick-links/electricity-and-environment>.

Estimated Bills

Xcel Energy attempts to read meters each month. If no reading is taken, Xcel Energy estimates your month's bill based on your past use.

Governing Regulatory Agency

The Minnesota Public Utilities Commission regulates this utility and is available for mediation. MPUC: 121 7th Place E., Suite 350, St. Paul, MN 55101-2147 – <http://mn.gov/puc/>.

Late Payment Charge

Xcel Energy will assess a late payment charge on unpaid amounts two working days after the due date. The late payment charge is 1.5% monthly or \$1, whichever is greater. No late payment charge will be assessed if the unpaid amount is less than \$10.

Payment Responsibility

If the name on the front of your bill is not that of a person or business who has payment responsibility, call Xcel Energy at 800.895.4999.

Further information is available to customers upon request.

ABOUT YOUR ELECTRIC RATES**Affordability Charge**

A surcharge to recover the costs of offering bill payment assistance and discount programs for low-income customers.

Basic Service Charge

Fixed monthly charge for certain fixed costs (metering, billing, maintenance, etc.)

Conservation Improvement Programs

Minnesota law requires Xcel Energy to invest in programs that help customers save energy.

Decoupling Adjustment

A credit or surcharge to residential and non-demand business customers that separates the recovery of fixed costs from sales, adjusted annually based on the average use of each of these two customer classes.

Demand Charge

Charge to commercial and industrial customers for the fixed costs of the electric capacity required to meet the peak electric loads on Xcel Energy's system. The charge, which is adjusted seasonally, applies to the highest 15 minute kW demand during the billing period.

Energy Charge

Charge per kWh of electricity usage to recover the variable costs of producing energy.

Fuel Cost Charge

Charge per kWh to recover the costs of fuel needed to run Xcel Energy's generating plants, as well as the cost of purchasing energy from other suppliers.

kWh

One kilowatt-hour (kWh) is a unit of electrical usage. One kWh equals 1,000 watts of electricity used for one hour. This is enough electricity to light a 100-watt light bulb for 10 hours.

Mercury Cost Recovery

Minnesota law allows Xcel Energy to recover costs related to reducing Mercury emissions at two of Xcel Energy's fossil fuel power plants.

Renewable Development Fund

Minnesota law requires Xcel Energy to allocate money to support development of renewable energy projects and research and development of renewable energy technologies.

Renewable Energy Standard

Minnesota law allows Xcel Energy to recover the costs of new renewable generation.

Resource Adjustment

This includes costs related to: Conservation Improvement Programs, Mercury Cost Recovery, Renewable Development Fund, Renewable Energy Standard, State Energy Policy, Transmission Cost Recovery.

State Energy Policy

Minnesota law allows Xcel Energy to recover costs related to various energy policies approved by the Legislature.

Transmission Cost Recovery

Minnesota law allows Xcel Energy to recover costs associated with new investments in the electric transmission system necessary to deliver electric energy to customers.

Windsource*

Windsource is an optional program where you choose how much wind energy you would like to support. You can choose a fixed number of Windsource blocks (100 kWh each) or choose a 100% Windsource option.

ABOUT YOUR NATURAL GAS RATES**Basic Service Charge**

Monthly charge for certain fixed costs (metering, billing, maintenance, etc.)

Charge per therm

Charge to recover the cost of natural gas purchases from wholesale suppliers and delivered to Xcel Energy's distribution system via pipeline. This charge is adjusted each month.

Conservation Improvement Programs

Minnesota law requires Xcel Energy to invest in programs that help customers save energy.

Distribution Charge

Charge per therm that covers only the delivery costs of natural gas to a home or business through our distribution system. It does not include the charges for the natural gas itself.

Gas Affordability Program

A surcharge to recover the costs of offering a low-income customer co-pay program designed to reduce natural gas service disconnections. Billed to all non-interruptible customers.

Gas Utility Infrastructure Costs

Minnesota law allows Xcel Energy to recover MPUC-approved costs of assessments, modifications, and replacement of natural gas facilities as required to comply with state and federal pipeline safety programs.

Heat Content Adjustment

Corrects for variances in the heating capability of natural gas, and the adjustment varies monthly. The higher the heat content, the lower the volume of natural gas needed to provide the same heating.

New Area Service/Extension Surcharge

Monthly charge for extending natural gas service to areas where the cost would otherwise have been prohibitive under Company's present rates and service extension policy.

Pressure Correction Adjustment

Adjusts for variances in the amount of natural gas measured by different types of meters due to pressure differences in the natural gas delivered to a service.

Resource Adjustment

This includes costs related to Conservation Improvement Programs, Gas Utility Infrastructure Costs and State Energy Policy Rider.

State Energy Policy

Minnesota law allows Xcel Energy to recover costs related to various energy policies approved by the Legislature.

Therm

A therm is a unit of heating value equal to 100,000 British Thermal Units (BTUs). Since natural gas meters measure the volume of natural gas consumed in cubic feet, the Heat Content Adjustment is used to determine how much heat, in therms, is contained in the volume consumed.

PAYMENT OPTIONS

Standard Payment Options: (No fees apply)

- **My Account/eBill/Mobile App** — View/pay your bill electronically, view energy usage and access account information.
- **Auto Pay** — Automatically pay your bill directly from your bank account.
- **Pay By Phone** — Make your payment by phone from your checking or savings account by calling 800.895.4999.
- **Pay By Mail** — Return the enclosed envelope and attached bill stub with your payment. Apply proper postage.
- **Bank View and Pay** — View and pay your bills online through a third-party vendor.

Other Payment Options (Third-party fees will apply. Xcel Energy does not collect nor benefit from these fees.)

- **Credit/Debit Card Payment** — Pay with your credit or debit card electronically in My Account/eBill/Mobile App, or by calling 888.747.1523. A processing fee is charged for each credit/debit card payment.
- **Pay Stations** — Pay your bill in-person at a location near you. A processing fee is charged for payments made at a pay station.

Learn more at xcelenergy.com/MyAccount

Utility Information



Improve Motor Efficiency, Earn Cash Back, and Set Up Energy Savings for the Long Term

Why upgrade motors?

According to the U.S. Department of Energy¹, electric motor-driven system and components consume almost one third of commercial electrical energy use. Upgrading old motors to permanent magnet alternating current (PMAC) motors can help increase energy efficiency and boost your bottom line.

Advantages of PMAC motors:

- High efficiency and precise speed control.
- Runs cooler than induction motors.
- High power density and low noise.
- Ideal for areas where space is limited.
- They're versatile and can be used in many of the same applications that induction motors are used.

Use our rebates to offset your costs:

To help lower your up-front costs when replacing your induction motors to PMACs, you can earn \$30 to \$13,500 per motor, depending on horsepower. Increase the return on your investment while you boost long-term energy savings.

1. U.S. Department of Energy, <https://energy.gov/sites/prod/files/2014/02/18/Motor%20Energy%20Savings%20Potential%20Report%202013-12-4.pdf>. Pg 15

Questions:

Contact your account manager or an energy efficiency specialist at **855.839.8862**.

Visit **xcelenergy.com/MotorEfficiency** to view our full line of Motor and Drive rebates.

002584 8/9



12/08/2017

51-506264-1



Subscribe to Renewable* Connect

to power your business with
clean energy and gain
a competitive advantage.

You can make a difference by powering your business with a blend of local wind and solar energy. Start off 2018 by being green. Signing up is easy:

- 1** Go to **xcelenergy.com/RenewableConnectBusiness** to enroll.
- 2** Choose how much renewable energy you want to subscribe to.
- 3** Select from three subscription options with set pricing: month-to-month, 5-year and 10-year.

RECEIVED
MN STATE UNIV, MANKATO

DEC 12 2017

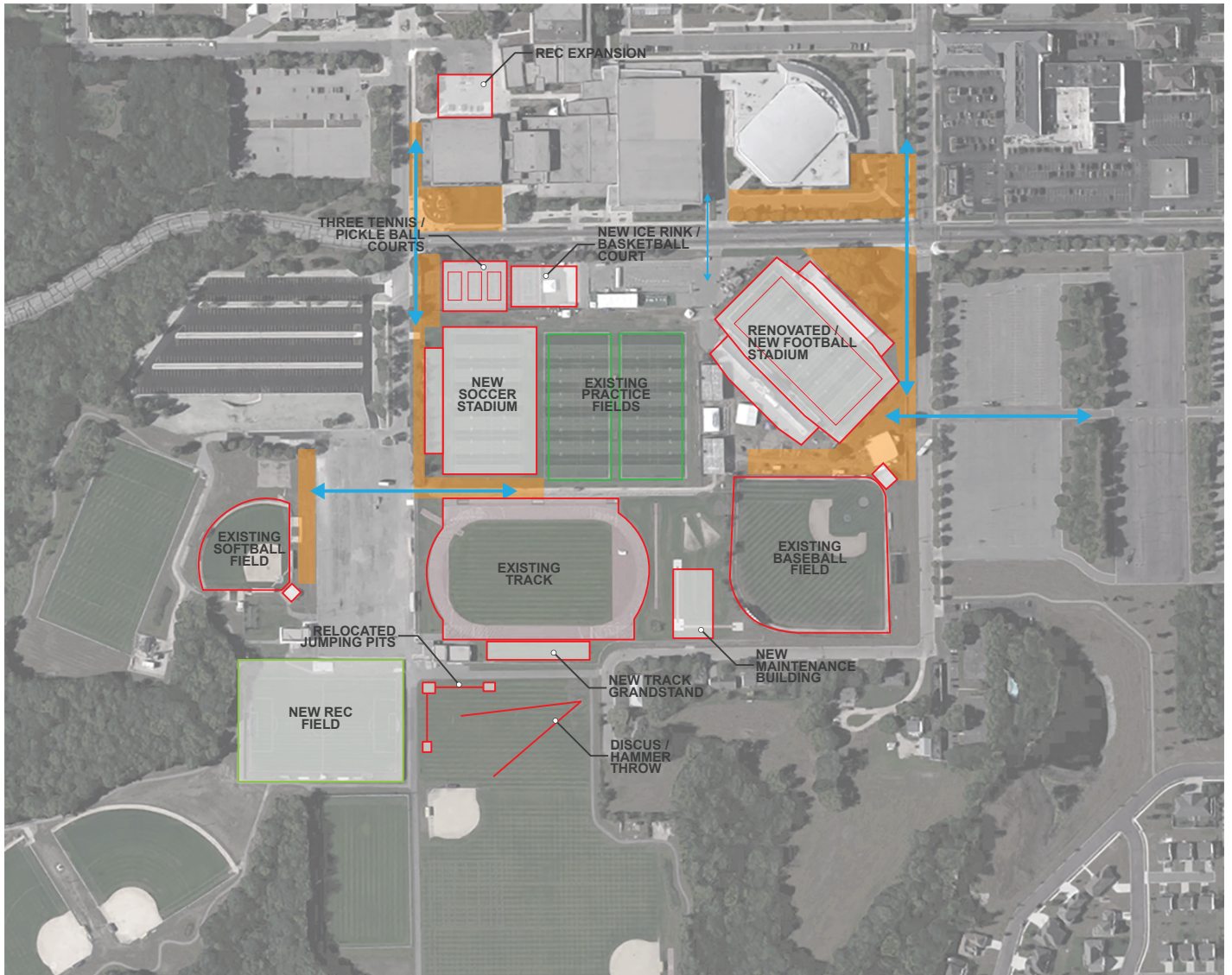
ACCOUNTS PAYABLE
BUSINESS OFFICE



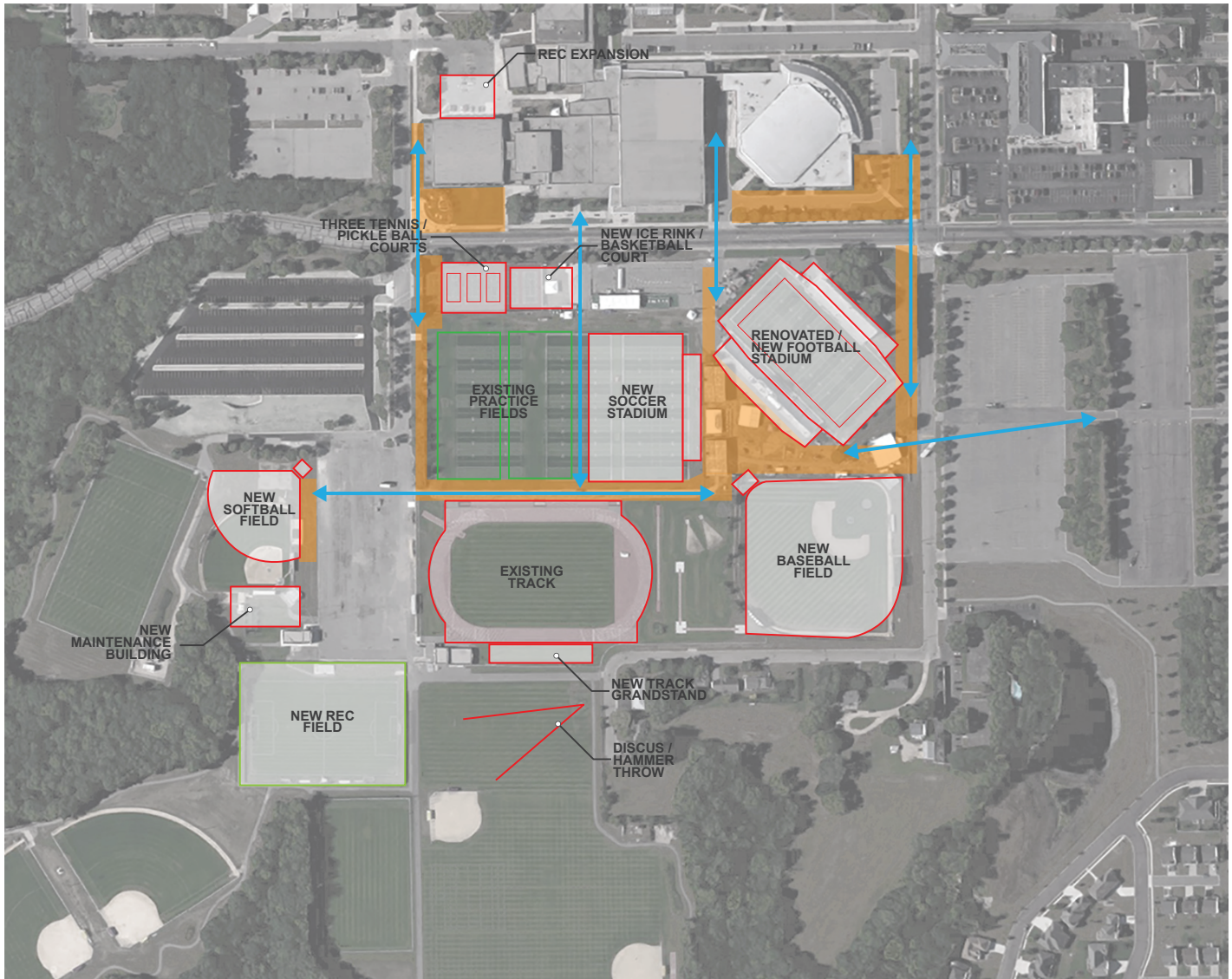
Partnerships

Adayana, Inc.	International BioEnergy Days (IBED)
Advanced Wireless Communication	Iowa Lakes Community College
Ag Star Financial Services, ACA	IRETI
Allina Hospitals and Clinics	IRP Irathane/Iracore (ISO 9000)
AURI (Agricultural Utilization Research Institute)	LarsonAllen - CPAs, Consultants & Advisors
BioBusiness Alliance of Minnesota	LifeScience Alley
Bloomington Public Schools	Luminare Eternus, LLC
Brown Printing Company	Maverick Software Consulting
Bush Foundation	Maverick Solutions
Center for Rural Policy and Development	Mayo Clinic
CHS, Inc.	Minnesota Department of Corrections
Corn Plus	Minnesota Pollution Control Agency
Coughlan Companies, Inc.	Minnesota Renewable Energy Marketplace
Daktronics, Inc.	Minnesota Timberwolves
Davisco Foods International, Inc.	MnCEME (Minnesota Center for Engineering & Manufacturing Excellence)
Del Monte Foods	MTU Onsite Energy (formerly Katolight)
DiaServe Inc.	Oswald Fisheries
Dotson Company Inc.	Project Maverick
Drumm Industries	Rahr Malting
Eden Prairie Public Schools	Rolco, Inc.
Enterprise Minnesota	RSP Architects, Ltd.
Envision 2020	SAGE Electrochromics, Inc.
Federated Insurance	Southern Minnesota Initiative Foundation
FPX (formerly Firepond)	Southern Minnesota Regional Competitiveness Project
Gaia Group	Southern Research and Outreach Center (SROC)
Goodrich	Toro Company
Greater Mankato Growth, Inc.	USDA (United States Department of Agriculture)
Green Duck Energy Solutions	Viracon, Inc.
Hormel Institute	Wells Concrete Products
I-35 Educational Alliance	Worthington Regional Economic Development Corporation
IBM	Year-A-Round Corporation
Immanuel St. Joseph's - Mayo Health System	
Independent Natural Resources, Inc.	

Option 1
Athletic Campus Study

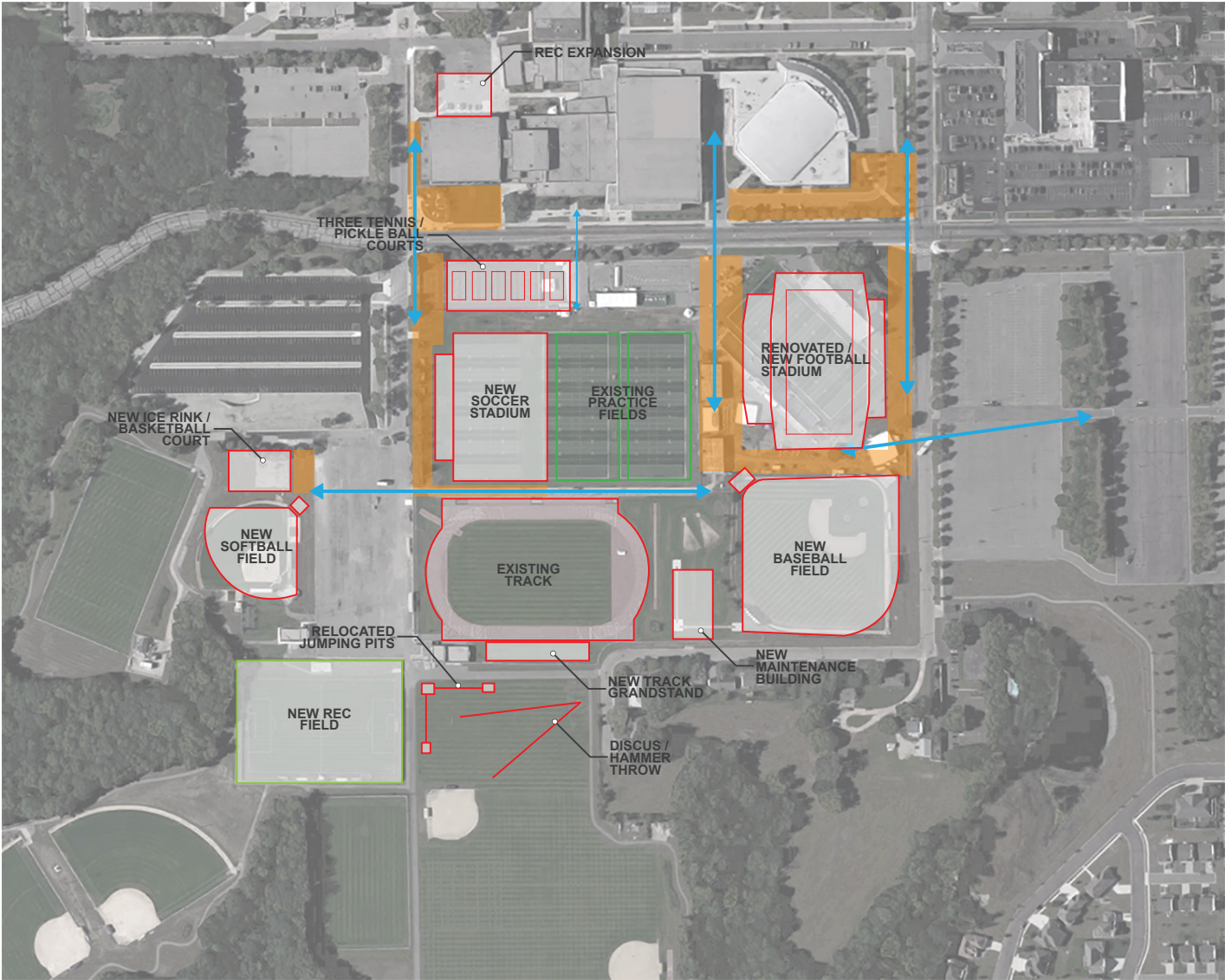


Option 2 Athletic Campus Study



Option 3

Athletic Campus Study



Analysis
Open House



- x Unique place on campus
- x Favorite place on campus
- x Needs Improvement

High Level Analysis

- **Armstrong Hall** highest number of **needs improvement** pins
- **CSU** highest number of **favorite** place pins
- **Nelson hall** had second largest **needs improvement** pins

12

3



- Very comfortable
- Nice selection of food
- Great place to be social

14




- Old
- Needs newer technology
- Needs more windows
- Uncomfortable

6

1

1




- Restrooms falling apart
- Lacks space in sculpture area
- Great Art
- Wonderful courtyard

Analysis

Open House


8
8
2



Stadium/Athletics/Rec

- Stairs at Blakeslee are dangerous
- Tennis courts need improvement
- TC – Love the gym space & locker rooms


2
4
2



Library

- Spacious & Quiet
- Needs updating – furniture
- Provides many places to study & relax


12
6



Outdoors/Landscape

- Very relaxing & peaceful
- Always love when the fountain is on
- Nice study area to sit outside
- Nice to sit next to fountain


12



Transport/Parking/Security

- Need more free parking close to campus
- Change pay lot to parking ramp
- need more security cameras

2




Wiecking

- Very “behind” compared to other buildings on campus
- Equipment not working (printer)


Analysis

Open House


2
1

- Mezzanine & Theatre are a unique place
- Lots of good areas inside


2



- More food places
- Large classrooms should be tiered – difficult to see in the back

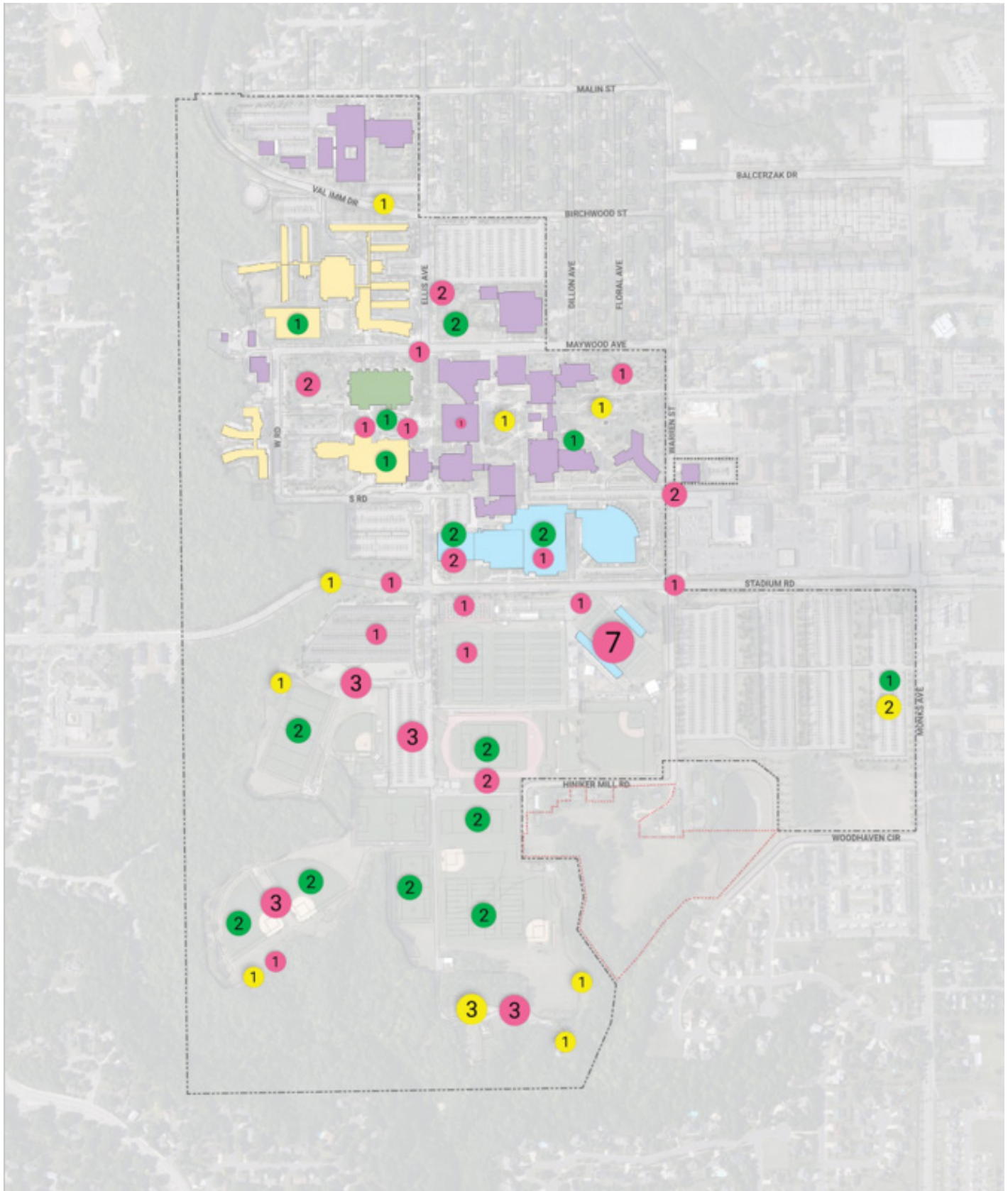
2
3




- A lot of food options
- Einstein's is a great hangout / study area

4
1

- Better way to get around
- Needs improvement regarding map & directions

Analysis Faculty/Staff Open House



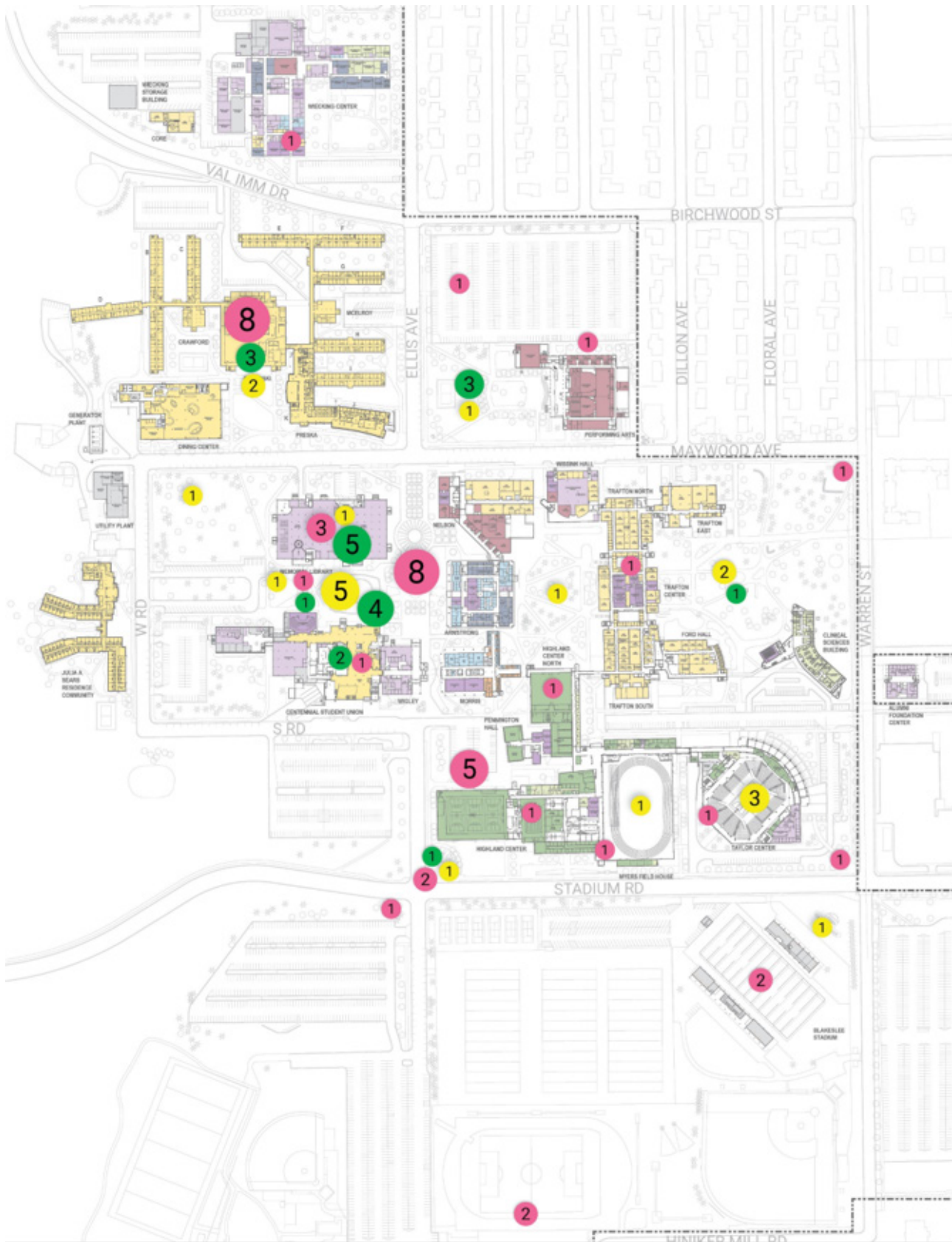
-  Unique place on campus
-  Favorite place on campus
-  Needs Improvement




High Level Analysis

- **Blakeslee Stadium** had highest number of **needs improvement** pins
- **Ropes Course** had highest number of **favorite** place pins
- **Athletic / recreation** section campus had a high number of **needs improvement** pins

Analysis

Faculty/Staff Open House



-  Unique place on campus
-  Favorite place on campus
-  Needs Improvement

High Level Analysis

- **Campus mall** had high level of **needs improvement** pins
 - **Carkoski Commons** had high number of **needs improvement** pins
 - **Fountain** had highest number of **favorite place** pins
-


Analysis

Faculty/Staff Open House

10

6

1



- CSU is vibrant
- Great gathering place
- Meeting rooms very nice, free too
- More meeting rooms to host programs
- Need more computer labs for teaching
- More seating during peak times

7

5

1




- Move student services to 1st floor to make it more visible & available
- Always full of students and has great energy

22

2

3




- Free lot
- Lots of parking
- Lots of bike racks
- Lots need repairs
- Need more parking closer to buildings for staff + students
- More parking
- 3 story parking ramp + walking bridge across stadium road
- Better wayfinding
- 4-way crosswalk @ stadium & warren

5

4

1




- Napping areas for tired students
- New dining hall is outstanding

16

9

12




- Bell tower & fountain are unique to campus
- Love the fountain
- More outdoor space available for seating when nice out
- Fountain is pretty space but seating options don't encourage seating around fountain
- Need more green space for students health – seating outside, "health station" to promote outdoor activity

17

3

6



- Student health services need better location from basement of Carkoski
- More visible & accessible location
- Great to have on-site pharmacy
- Convenient to have on campus

Analysis

Faculty/Staff Open House

42

3

6

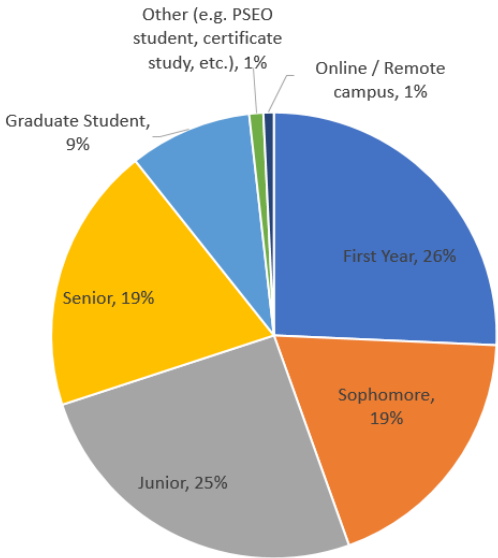


- Ropes course and rock wall are unique
- Redo football field
- Track bleachers need improvement
- Softball fields 1 & 2 need to be redone
- Parking lot needs improvement
- Great frisbee trail
- Great access to quality recreational fields

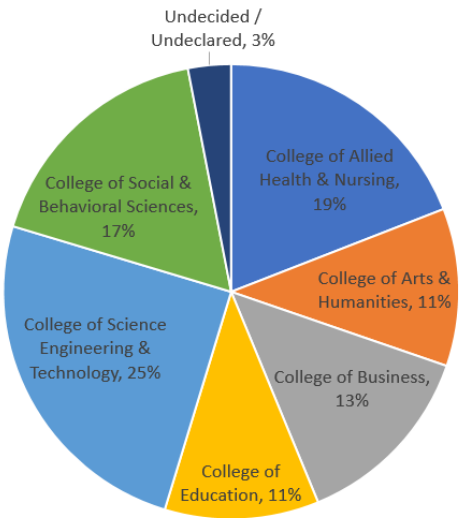
Results
Online Survey

Student
Responses
393

What academic class are you in?

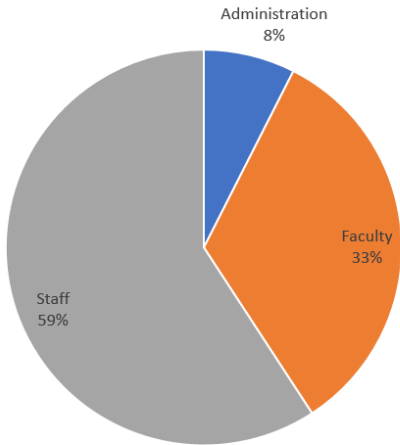


What is your area of study?

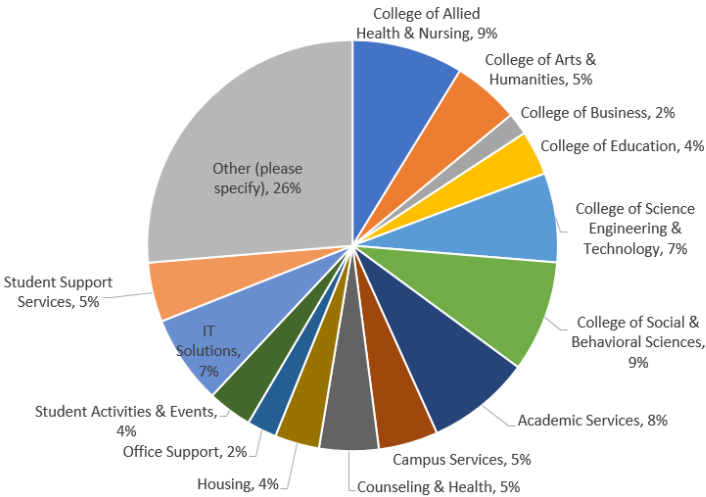


Faculty / Staff
Responses
174

What is your primary position at the university?



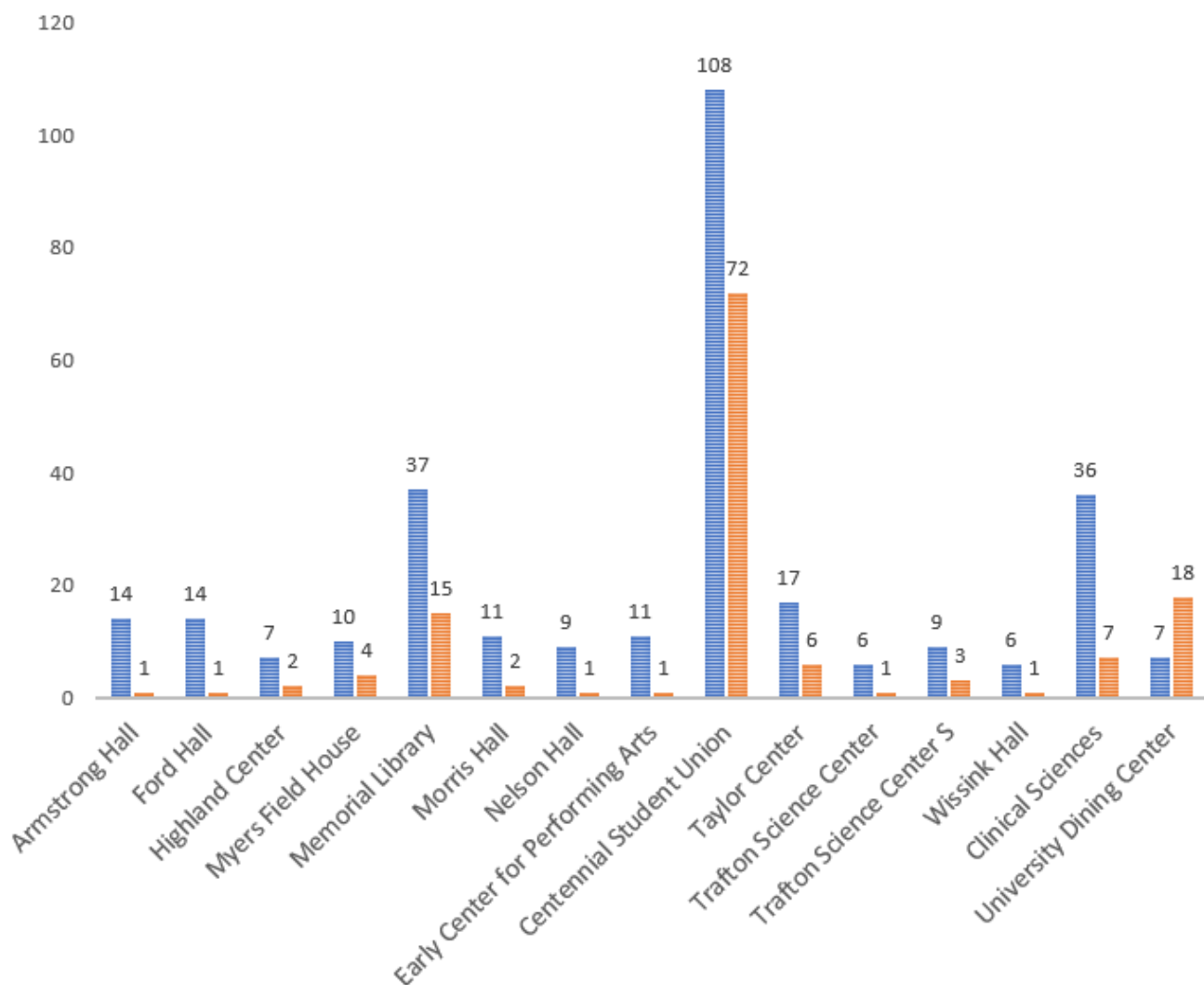
What department are you affiliated with?



Results

Online Survey

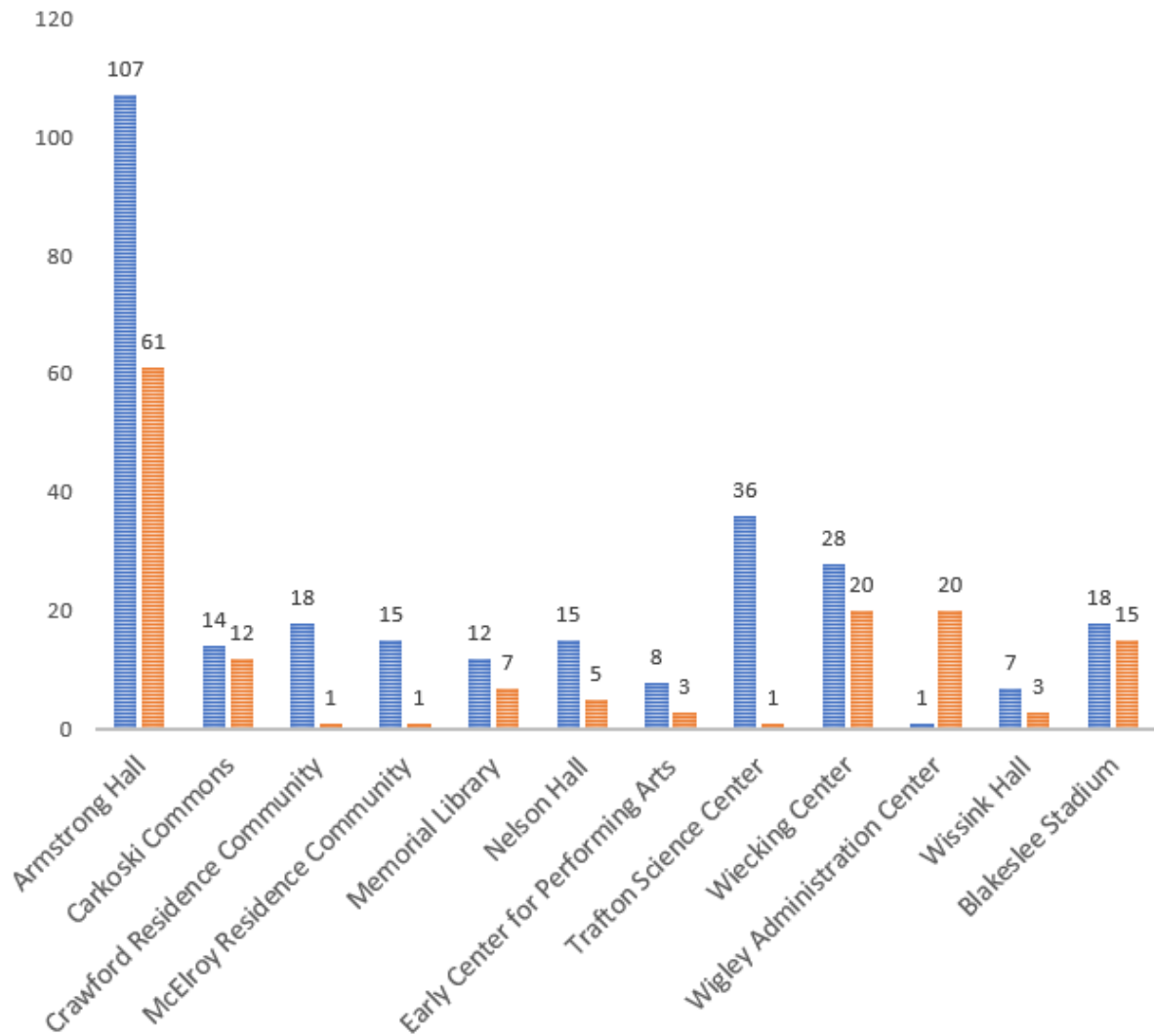
What area on campus (in a building) is your favorite?



Results

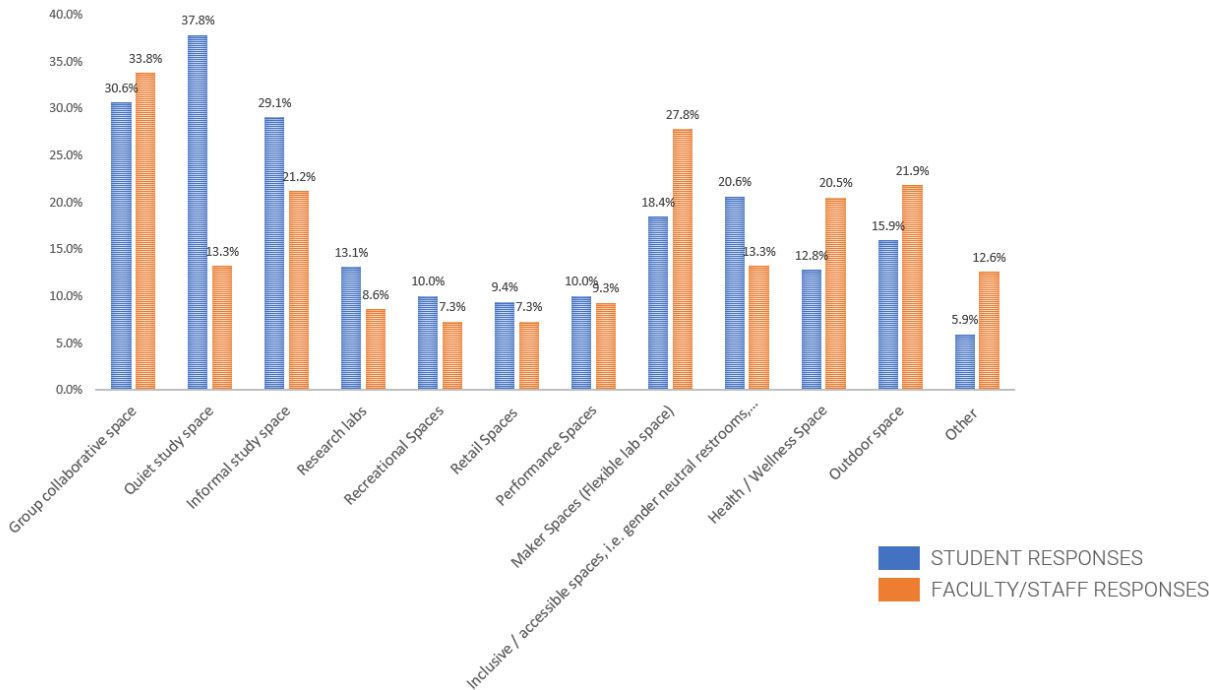
Online Survey

What area on campus (in a building) needs the most improvement?

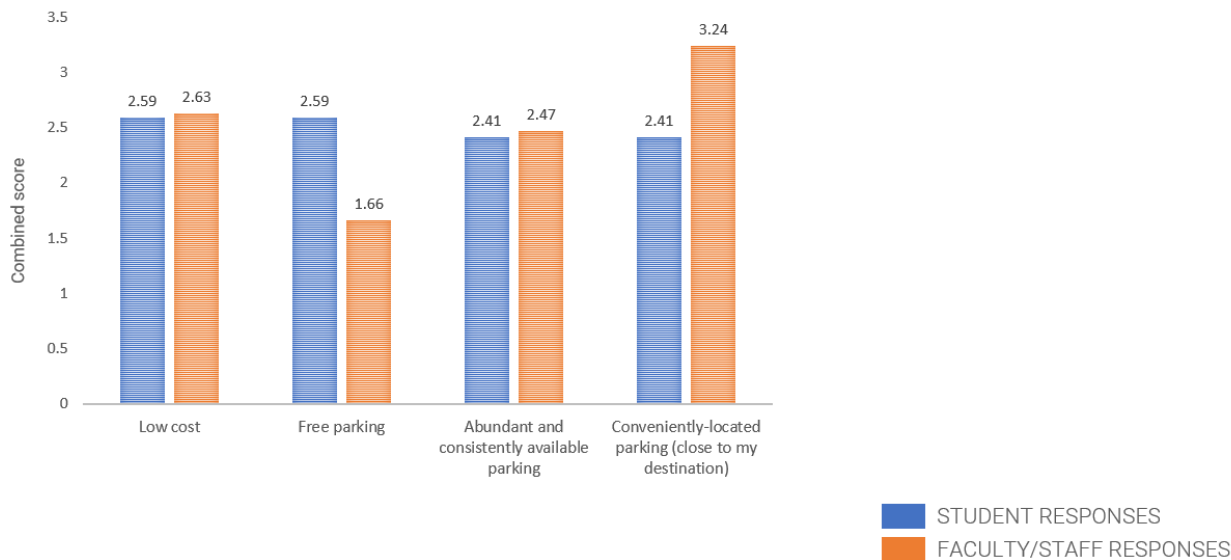


Results
Online Survey

What types of spaces would you like to see added to campus? (select up to 3)



Please rate your priorities for parking on campus :

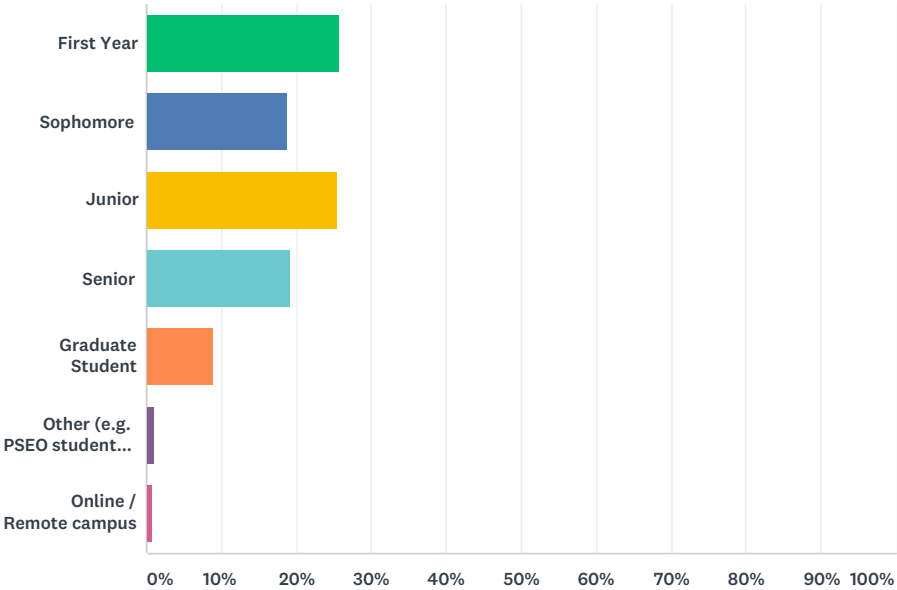


Results
Online Survey

MSU | Mankato Student Survey

Q1 What academic class are you in?

Answered: 393 Skipped: 0



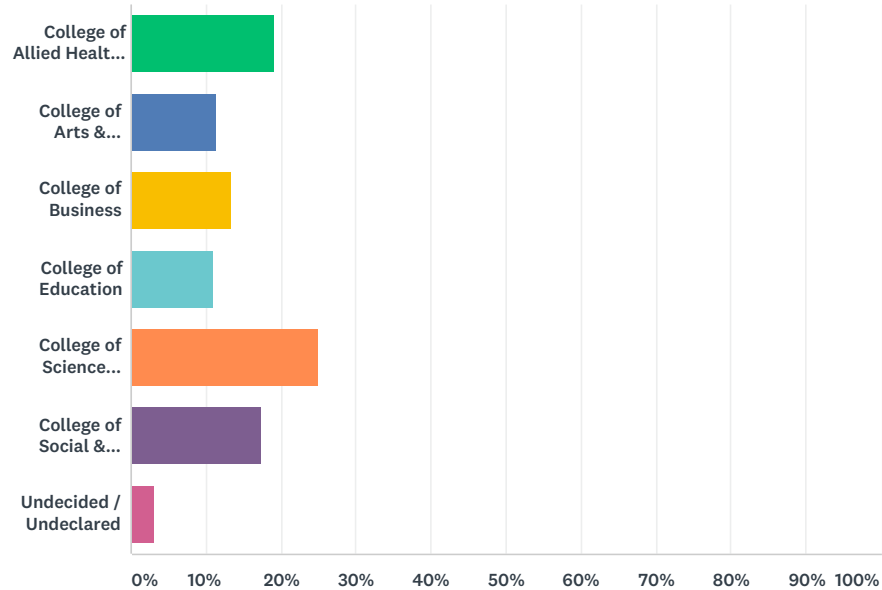
ANSWER CHOICES	RESPONSES	
First Year	25.70%	101
Sophomore	18.83%	74
Junior	25.45%	100
Senior	19.34%	76
Graduate Student	8.91%	35
Other (e.g. PSEO student, certificate study, etc.)	1.02%	4
Online / Remote campus	0.76%	3
TOTAL		393

Results
Online Survey

MSU | Mankato Student Survey

Q2 What is your area of study?

Answered: 393 Skipped: 0



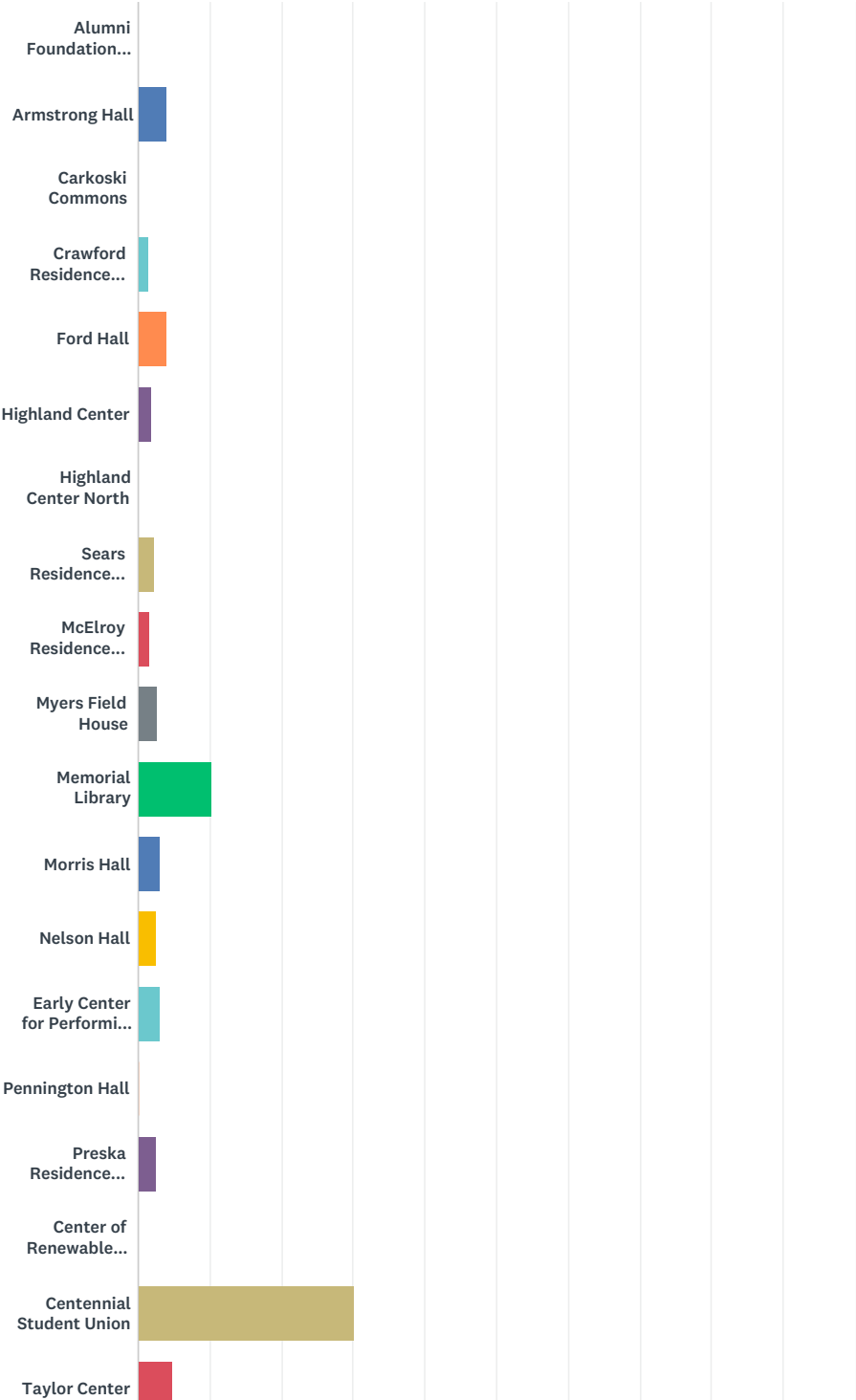
ANSWER CHOICES	RESPONSES	
College of Allied Health & Nursing	19.08%	75
College of Arts & Humanities	11.20%	44
College of Business	13.49%	53
College of Education	10.94%	43
College of Science Engineering & Technology	24.94%	98
College of Social & Behavioral Sciences	17.30%	68
Undecided / Undeclared	3.05%	12
TOTAL		393

Results
Online Survey

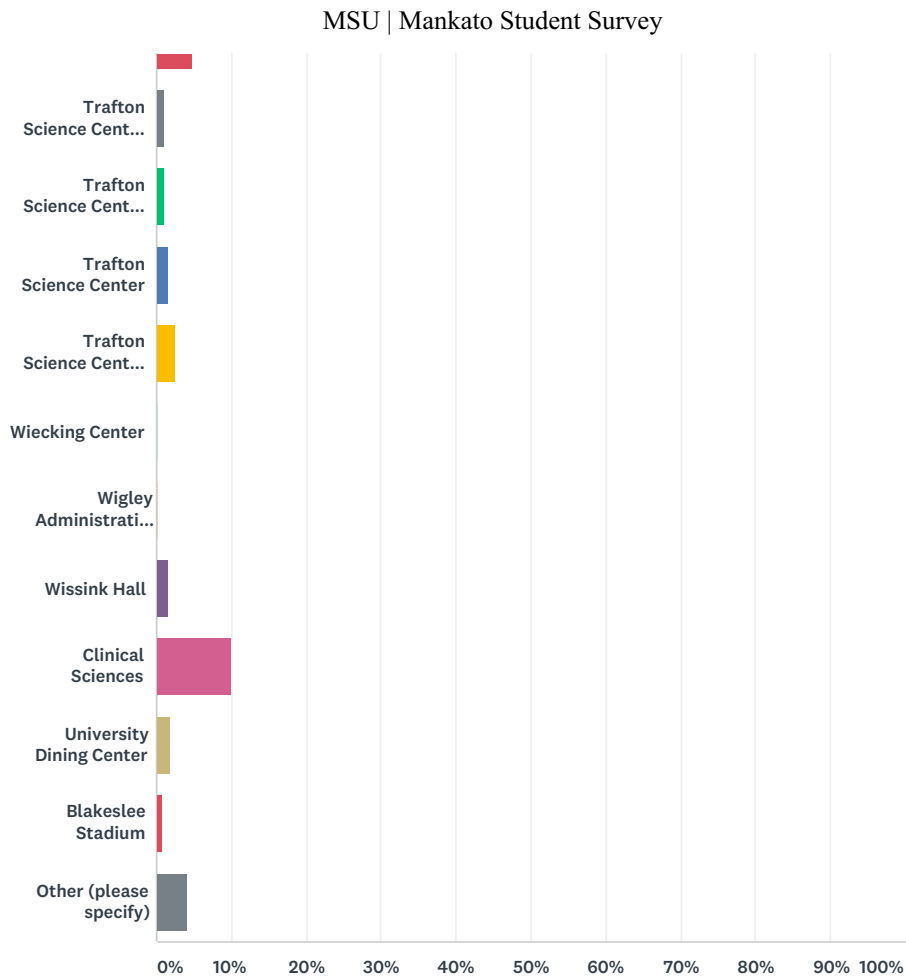
MSU | Mankato Student Survey

Q3 What area on campus (in a building) is your favorite?

Answered: 359 Skipped: 34



Results
Online Survey



ANSWER CHOICES	RESPONSES	
Alumni Foundation Center	0.00%	0
Armstrong Hall	3.90%	14
Carkoski Commons	0.00%	0
Crawford Residence Community	1.39%	5
Ford Hall	3.90%	14
Highland Center	1.95%	7
Highland Center North	0.00%	0
Sears Residence Community	2.23%	8
McElroy Residence Community	1.67%	6
Myers Field House	2.79%	10
Memorial Library	10.31%	37
Morris Hall	3.06%	11

Results

Online Survey

MSU | Mankato Student Survey

Nelson Hall	2.51%	9
Early Center for Performing Arts	3.06%	11
Pennington Hall	0.28%	1
Preska Residence Community	2.51%	9
Center of Renewable Energy	0.00%	0
Centennial Student Union	30.08%	108
Taylor Center	4.74%	17
Trafton Science Center E	1.11%	4
Trafton Science Center N	1.11%	4
Trafton Science Center	1.67%	6
Trafton Science Center S	2.51%	9
Wiecking Center	0.28%	1
Wigley Administration Center	0.28%	1
Wissink Hall	1.67%	6
Clinical Sciences	10.03%	36
University Dining Center	1.95%	7
Blakeslee Stadium	0.84%	3
Other (please specify)	4.18%	15
TOTAL		359

#	OTHER (PLEASE SPECIFY)	DATE
1	Never been on campus	2/5/2019 1:15 PM
2	n/a- I take classes online	1/28/2019 9:17 AM
3	I don't know enough about them to tell	1/27/2019 11:41 PM
4	Otto rec	1/27/2019 1:53 PM
5	Otto Recreation Center	1/26/2019 7:48 PM
6	Otto Recreation Center	1/25/2019 4:55 PM
7	LGBT Center	1/25/2019 4:40 PM
8	They are all neat and modern-looking while serving useful purposes.	1/25/2019 4:28 PM
9	dining center	1/25/2019 3:15 PM
10	Gym	1/25/2019 1:44 PM
11	I don't have a favorite. I spend most of my time in Armstrong but that doesn't make it well kept.	1/25/2019 1:30 PM
12	None; a lot could use some renovation	1/25/2019 12:25 PM
13	None	1/25/2019 12:19 PM
14	7700 France Avenue, Edina	1/25/2019 12:12 PM
15	maverick bullpen	1/25/2019 12:01 PM

Results

Online Survey

MSU | Mankato Student Survey

Q4 Why?

Answered: 359 Skipped: 34

#	RESPONSES	DATE
1	I'm a theatre major	2/22/2019 2:25 AM
2	It best serves all of my needs. It has food, shelter, and comfortable places to study, chat, and even sleep. It's the center of all student activities.	2/7/2019 5:04 PM
3	Easy to find classes and get around.	2/6/2019 7:09 PM
4	It has a lot of seating areas and has microwaves available. I also spend a lot of time in the Multicultural Center.	2/5/2019 6:21 PM
5	Support for muliticultural students of color	2/5/2019 4:02 PM
6	Distance learner	2/5/2019 1:15 PM
7	It has such a peaceful atmosphere to come and study in. Also the music library is a great place to go.	2/4/2019 4:54 PM
8	It's modern, new, bright, and revolves around my major.	2/3/2019 9:03 PM
9	A quiet area with plenty of space - emphasis on quiet.	2/1/2019 2:52 PM
10	Not on campus much.	2/1/2019 10:31 AM
11	I like the design. It helps me forget about college pressure and makes me more confident and comfortable.	1/30/2019 11:43 PM
12	It's the building I use the most	1/30/2019 10:19 PM
13	Access to materials and helpful staff	1/30/2019 3:05 PM
14	It a common gathering stop for all people going to school and our community members	1/29/2019 8:04 PM
15	Because almost all of my classes are here	1/29/2019 12:09 PM
16	It is visually appealing.	1/29/2019 11:40 AM
17	A lot of places to sit and study, but also lots of things to do when you get bored.	1/28/2019 5:23 PM
18	Being around other people so that I don't feel isolated but can still study.	1/28/2019 10:45 AM
19	Lots of stuff going on everyday. good place to hangout between classes	1/28/2019 10:37 AM
20	This is where all of my classes are and the graduate student center for CSBS	1/28/2019 10:35 AM
21	It's quiet and a nice place to relax and study	1/28/2019 10:22 AM
22	I spend a lot of time with my teammates and we all usually hang out in our locker room.	1/28/2019 10:20 AM
23	It has comfy seating, lots of plug-ins to get stuff done, has a more relaxed atmosphere, is updated, has renovated bathrooms, water bottle refill stations, food options, a coffee shop, and it is the hub of campus, so there are always things going on and it's right in the middle of everything. I can meet up with friends or other students to chat, do homework, or just hang out!	1/28/2019 9:44 AM
24	I take classes online, therefore, I cannot answer the above question.	1/28/2019 9:17 AM
25	I love the CSU because it is always open and available for students to take breaks in-between classes to get some food/drink or hangout with friends in the Bullpen.	1/28/2019 8:31 AM
26	Because I am an athlete and I use the facility regularly. I think it is a really great space for hosting competitions, and I enjoy practicing in Myer's Fieldhouse.	1/28/2019 1:20 AM
27	I know my way around and it is not difficult to find things within.	1/27/2019 11:59 PM
28	I've only been in one idk	1/27/2019 11:41 PM
29	Because it has the auto lab	1/27/2019 10:59 PM

Results

Online Survey

MSU | Mankato Student Survey

30	This is where I have had all of my classes.	1/27/2019 10:31 PM
31	nice lounge area	1/27/2019 10:20 PM
32	Comfy places to sit	1/27/2019 10:01 PM
33	Because of the various activities and functions held in there. Also I like how there are many places to sit and study in there	1/27/2019 9:41 PM
34	I live there and that is where I get most of my work done. My room is so comfy.	1/27/2019 9:09 PM
35	It's the perfect place to study	1/27/2019 8:40 PM
36	The Union has accessible areas for study and leisure. Food is great but could be better. maybe add another choice of foods like something local in Mankato or a chain. Some areas are nice and cozy to study, and not crowded as much.	1/27/2019 8:22 PM
37	It has a very modern feel and a lot of space to study	1/27/2019 8:20 PM
38	I live there and spend most of my time there.	1/27/2019 7:35 PM
39	I am a track athlete and spend a lot of my time here. Everything is always clean and looks professional. The area above Einstein's bagels is a great place to study and do homework, the natural light keeps me awake and focused.	1/27/2019 7:31 PM
40	Lots of food options could use more and places to sit	1/27/2019 7:22 PM
41	where i spend most of my time	1/27/2019 7:12 PM
42	It is where I have most of my classes. I also like the updates of the commons area and the chairs.	1/27/2019 6:52 PM
43	I study there	1/27/2019 5:47 PM
44	I love the Greenhouse as well as the science labs in Trafton South.	1/27/2019 4:25 PM
45	I spend the most time here and if I can find a chair not taken out of the way so I can face towards people coming and going between classes even better as I like to be able to watch people come and go.	1/27/2019 4:24 PM
46	It's new, has good spots to sit and study, and has big windows.	1/27/2019 4:22 PM
47	its open and nicely laid out	1/27/2019 4:22 PM
48	Mainly because it houses basketball, but also because it is in my opinion the most up to date sports facility. For us only having a D2 basketball program, I believe that it is far closer to a D1 arena than a D2 arena. That is good.	1/27/2019 4:21 PM
49	its just a nice place to relax and hang out with friends	1/27/2019 3:25 PM
50	As a student-athlete, I spend most of my time in the Taylor Center. When I was little, sports and events I was involved in were held in the Taylor Center too. I grew up on this campus.	1/27/2019 3:03 PM
51	Accessibility to working out	1/27/2019 3:03 PM
52	There's so many different things available in the CSU. It gives a lot of fun opportunities that a lot of other colleges don't have. Also it's just a very pretty building!	1/27/2019 2:58 PM
53	It's an area where students can hang out, and enjoy themselves during the school day	1/27/2019 2:31 PM
54	I enjoy working out	1/27/2019 1:53 PM
55	Social area	1/27/2019 1:09 PM
56	I like the smell of coffee from Einstein Bros, and the open and spacious feel of the area, as well as all the natural light that comes in.	1/27/2019 12:46 PM
57	good area for studying or eating or just chilling	1/27/2019 12:02 PM
58	Lots of windows and areas to study alone or in groups	1/27/2019 11:52 AM
59	I spend most of my time there and the booths/tables next to the TVs is a good place to do homework	1/27/2019 9:50 AM
60	I like the quiet environment of the basement. It's about the only place on campus that I can concentrate without outside distractions.	1/27/2019 6:41 AM
61	Large, multi purpose for education rooms, entertain, eating, venues. A lot to do for one building	1/27/2019 2:42 AM

Results

Online Survey

MSU | Mankato Student Survey

62	I like the practice rooms and the theatres.	1/27/2019 12:10 AM
63	Good quiet space to get work done.	1/26/2019 11:17 PM
64	I like the various levels and quiet sections, it also well connected with underground	1/26/2019 10:49 PM
65	The open multi-functional spaces that can be used for eating, studying or meeting friends. The fireplace and abundant light also make it a very comfortable space.	1/26/2019 10:34 PM
66	It's quieter and an easy place to relax or study	1/26/2019 8:37 PM
67	Where I spent most of my time.	1/26/2019 8:37 PM
68	I like to play basketball and the courts there are very good.	1/26/2019 7:48 PM
69	the decorations and study areas in ford make it a nice place to sit down and study between classes!	1/26/2019 7:37 PM
70	i like the way it is set up. It is a good place to hang out and it has a nice atmosphere	1/26/2019 7:03 PM
71	new and where my program is located	1/26/2019 7:02 PM
72	There are many options for sitting and studying areas.	1/26/2019 5:44 PM
73	Majority of classes is there	1/26/2019 2:56 PM
74	The Math Learning Center	1/26/2019 1:22 PM
75	I spent most of my time here, I like the layout of the building, but it could use a refresh.	1/26/2019 12:52 PM
76	It is newly renovated and has a lively modern feel. It is a very inviting space to be in vs. other older buildings	1/26/2019 12:48 PM
77	Good place to study	1/26/2019 12:00 PM
78	How updated and new it is also how open spaces it is easy to find your way around on the inside	1/26/2019 11:28 AM
79	It has the most new and updated spaces for students to sit in, study, and interact with each other.	1/26/2019 9:59 AM
80	I'm a music Major. Most my classes are in there.	1/26/2019 7:38 AM
81	Einsteins Coffee and Bagels.	1/26/2019 1:28 AM
82	It is the most updated & most of my classes are nearby so it's convenient.	1/26/2019 12:44 AM
83	Nice quiet study area for in-between classes. When I want to study I don't want to walk to the library I rather just have a convient place outside of class to so I can study and then go to class within a short amount of time. Example, I rather study from 3pm-3:50pm and then go to class at 4 rather then study 3pm-3:30pm due to packing up my things and walking to class.	1/26/2019 12:38 AM
84	I have a lot of classes there and I like the atmosphere. It's older but it has a lot of cool things about it. I like the seats in the halls to do homework.	1/25/2019 11:53 PM
85	It's got lots of comfortable seating, and has a mix of quite relaxing, and busteling areas to choose from. Food is good, but it's also a good place to just sit and study or hang with friends.	1/25/2019 11:15 PM
86	Good places to study, eat, meet up with people	1/25/2019 11:00 PM
87	Where I spend most of my time.	1/25/2019 10:44 PM
88	I am a dancer and spend lots of time in this building. It is also visually beautiful from the outside.	1/25/2019 10:42 PM
89	I like the industrial feel of Ford hall. I also like the amount of seating for in between classes. The lizards are also a great touch.	1/25/2019 10:39 PM
90	Lots of areas for sitting and studying.	1/25/2019 10:21 PM
91	The newness	1/25/2019 9:11 PM
92	It is student friendly!	1/25/2019 9:08 PM
93	New	1/25/2019 8:52 PM
94	All of the nice study areas	1/25/2019 8:47 PM
95	Fireplace are is a good place to study	1/25/2019 8:35 PM

Results

Online Survey

MSU | Mankato Student Survey

96	The lobbies are nice peaceful places to sit and work on tasks, and it is in the center of a lot of main places. Also after classes the classrooms are often rented out for fun activities and open to anyone. Also it has heating and air conditioning so it is nice to walk through when the weather is bad.	1/25/2019 8:30 PM
97	When I come to campus, it is the building I go to for the services I need. Staff are friendly.	1/25/2019 8:29 PM
98	It's where most of my classes are located	1/25/2019 8:16 PM
99	the atmosphere, the nooks and crannies, the variety of scenery	1/25/2019 8:14 PM
100	its private	1/25/2019 7:55 PM
101	You meet people and a lot of times there are tables with information about clubs or groups	1/25/2019 7:43 PM
102	Very lively environment with all different types of spaces to work and lots of good food options available.	1/25/2019 7:41 PM
103	I love the classic brick structure with numerous floor to ceiling windows. It looks beautiful on the outside along with great natural light on the inside. I only wish I had classes there!	1/25/2019 6:59 PM
104	.	1/25/2019 6:55 PM
105	There is a lot of seating in the building. Also, I am an off campus student, so I have never been in the dorm halls	1/25/2019 6:54 PM
106	Food, comfy seating, bull pen, bus stop right in front	1/25/2019 6:53 PM
107	Beautiful and well maintained with updated technology	1/25/2019 6:45 PM
108	The architecture is beautiful	1/25/2019 6:45 PM
109	It's where I live, I'm comfortable and my friends live here.	1/25/2019 6:42 PM
110	I'm a theatre major and I believe that we do a lot of fantastic work in there. The building is a gathering place for a lot of us and we spend a lot of time there. I also really enjoy the Memorial Library.	1/25/2019 6:28 PM
111	It's the building I spend the most time in for my majors, and because of that, I know that building very well.	1/25/2019 6:15 PM
112	Lots of area to work	1/25/2019 5:51 PM
113	Has everything you need there	1/25/2019 5:45 PM
114	It has nice self-study spots and some of them have a good view over the outside scenes. And the lizard ecology box has the biological major speciality which makes it more fun to study there.	1/25/2019 5:44 PM
115	I have met most of my friends throughout the residence hall. The events made for our community are fun to attend and I love that there is a little store and grill inside. Makes it easy so I don't have to go outside when it is cold.	1/25/2019 5:19 PM
116	CSB is a gorgeous new building and as a graduate student, that is where I spent the majority of my time.	1/25/2019 5:16 PM
117	The windows and structure of the building makes it look appealing.	1/25/2019 5:16 PM
118	It is where I work and where I see my friends everyday. The atmosphere is also very inviting and it is a nice place to do homework while drinking something from Jazzman's.	1/25/2019 5:12 PM
119	It's in the middle of all the places and accessibility I can go too.	1/25/2019 5:10 PM
120	I like the coffee smell and it usually isnt to busy	1/25/2019 5:04 PM
121	Top notch basketball arena	1/25/2019 5:03 PM
122	Because it is sufficiently heated, unlike Stadium Heights, which is regularly 60 degrees in the apartments (I measured it with a thermometer).	1/25/2019 5:02 PM
123	Nice environment to study or hangout with people.	1/25/2019 5:00 PM
124	Best study spaces	1/25/2019 4:58 PM
125	Best place to stay active and meet people. Lots of things to do there	1/25/2019 4:55 PM
126	Lots of quiet places to study.	1/25/2019 4:52 PM

Results

Online Survey

MSU | Mankato Student Survey

127	open space is fun	1/25/2019 4:46 PM
128	New, Updated and clean	1/25/2019 4:43 PM
129	Where I live	1/25/2019 4:40 PM
130	Is a very welcoming space for students to meet and do homework or hang out	1/25/2019 4:40 PM
131	It's cool	1/25/2019 4:37 PM
132	The seating	1/25/2019 4:36 PM
133	Football Season	1/25/2019 4:34 PM
134	there is a lot of places to study in the halls outside of the classroom	1/25/2019 4:34 PM
135	This building has lots of windows with nice study areas.	1/25/2019 4:32 PM
136	I live in McElroy, but I feel so welcome there. The CAs are all so welcoming, as well as the hall directors.	1/25/2019 4:31 PM
137	This is where all of my classes are.	1/25/2019 4:28 PM
138	All of the buildings (as far as I know) are not of disrepair, look relatively clean and nice, and all serve necessary utilities and practical purposes for the university.	1/25/2019 4:28 PM
139	Because of how many places there to study and connect with friends on campus.	1/25/2019 4:26 PM
140	calm	1/25/2019 4:26 PM
141	Lots of natural lighting and the study areas	1/25/2019 4:25 PM
142	Department location	1/25/2019 4:24 PM
143	It's a nice environment with some quiet spaces and some more active spaces, making it good for socializing and studying.	1/25/2019 4:22 PM
144	It is a nice place to study in the atrium that connects to trafton. There is really good light and student work displayed as well.	1/25/2019 4:04 PM
145	Lots of windows and seating	1/25/2019 4:00 PM
146	Nursing student	1/25/2019 3:55 PM
147	better environment	1/25/2019 3:54 PM
148	New resources, clean	1/25/2019 3:53 PM
149	Big windows, yummy food, great place to study and hang out	1/25/2019 3:50 PM
150	the set up	1/25/2019 3:49 PM
151	It's a good place to socialize as well as work on homework in a very nice looking building.	1/25/2019 3:47 PM
152	I have a lot of classes in there and it's easy to find my way around it.	1/25/2019 3:44 PM
153	Modern, updated	1/25/2019 3:42 PM
154	Large area to study, quiet environment.	1/25/2019 3:41 PM
155	Lots of good places to eat, nice place to get homework done.	1/25/2019 3:41 PM
156	It's where everything is happening. You can't go inside without seeing tabeling for different clubs and activities around campus	1/25/2019 3:35 PM
157	It is full of art and friendly staff	1/25/2019 3:32 PM
158	It is a nice quiet place to study.	1/25/2019 3:18 PM
159	So much to see and do	1/25/2019 3:18 PM
160	I like the food of here	1/25/2019 3:15 PM
161	Good place to study, with lots of outlets, good seating as well.	1/25/2019 3:14 PM
162	I stay there	1/25/2019 3:13 PM
163	It allows me to see my friends during our differing schedules.	1/25/2019 3:11 PM

Results

Online Survey

MSU | Mankato Student Survey

164	Where all my friends are and have the best memories.	1/25/2019 3:11 PM
165	☐☐♂	1/25/2019 3:07 PM
166	Quiet and comfortable amenities with updated equipment	1/25/2019 3:06 PM
167	There are many places to sit down and soak up the sunlight. It is very difficult to find many places with natural light. Also, it has comfy chairs to sit in rather than hard plastic.	1/25/2019 2:58 PM
168	A lot of my time is spent there	1/25/2019 2:56 PM
169	For one, this is the place I call home, but it is also a place where I can study, hang out with people, and get work done as well. It is a great environment and a great place to be.	1/25/2019 2:53 PM
170	easy to navigate	1/25/2019 2:53 PM
171	able to do my own thing	1/25/2019 2:49 PM
172	Most resourceful	1/25/2019 2:47 PM
173	It has nice furniture, huge windows, and is typically pretty quiet	1/25/2019 2:46 PM
174	Good natural light and interesting architecture	1/25/2019 2:41 PM
175	lots of high top tables	1/25/2019 2:39 PM
176	It has so many facilities and it's easy to find your way out	1/25/2019 2:33 PM
177	Central point on campus creates a good flow of people. Well laid out.	1/25/2019 2:30 PM
178	Different types of study space. Access to computers and printers.	1/25/2019 2:24 PM
179	It is a fun, social space and it always smells good!	1/25/2019 2:19 PM
180	It has a lot of nice seating to work on homework.	1/25/2019 2:19 PM
181	Myers field house has so much to offer. It is a great place to be in between classes, to do homework and enjoy coffee.	1/25/2019 2:18 PM
182	There are always things to do and food!	1/25/2019 2:18 PM
183	The food, the open space, and the bullpen	1/25/2019 2:17 PM
184	lots of space in the lobby, friendly, bright, open, clean and modern.	1/25/2019 2:14 PM
185	the labs for my major are in that building	1/25/2019 2:14 PM
186	Brand new	1/25/2019 2:11 PM
187	nice space	1/25/2019 2:10 PM
188	The atmosphere and seating areas	1/25/2019 2:09 PM
189	New and the only building I'm in.	1/25/2019 2:06 PM
190	I was a freshman when the new dining center was first opened and the updates made to it from Carkowski was perfect. Having bathrooms, the different seating options, the huge space, plus Ron is my favorite person on campus!	1/25/2019 2:05 PM
191	I don't have classes in the building but the facilities are nicer, especially the study area on the second floor.	1/25/2019 2:04 PM
192	it has everything i need	1/25/2019 2:04 PM
193	Really cute study space. Lots of natural light. Only bummer is when tours cone through because they're very loud and disruptive.	1/25/2019 2:00 PM
194	Because it is the only place on campus that I feel is completely for the students	1/25/2019 1:59 PM
195	kjj	1/25/2019 1:56 PM
196	It is a great place to study and be productive and has places for groups as well as places to get away from other people. The resources there are very helpful as well.	1/25/2019 1:52 PM
197	the class i have in the CS building is the only one where it doesn't have everyone crammed into a small room. i don't like the desks that are meant for skinny people i can't breathe, we need updated seating where people can actually breathe and have a station to take notes and etc vs a clip board size thing	1/25/2019 1:50 PM

Results

Online Survey

MSU | Mankato Student Survey

198	nice atmosphere	1/25/2019 1:49 PM
199	It is the newest, most modern, and seems to be the cleanest	1/25/2019 1:48 PM
200	We aren't all crowded together there's enough space between us and the other person.	1/25/2019 1:47 PM
201	Exercise	1/25/2019 1:44 PM
202	books	1/25/2019 1:39 PM
203	nice classrooms	1/25/2019 1:39 PM
204	There's space to eat and relax, and its the main spot to meet people and hang out	1/25/2019 1:37 PM
205	See above	1/25/2019 1:30 PM
206	It is peaceful and quiet	1/25/2019 1:29 PM
207	I like the set up and the extra things like the printer, seating area, and such.	1/25/2019 1:28 PM
208	Ford Hall has the best seating area for studying or doing homework.	1/25/2019 1:27 PM
209	where my classes are and good place to study	1/25/2019 1:25 PM
210	There are quiet area options to study and have computers, printers, and plug ins available.	1/25/2019 1:25 PM
211	This is where a majority of students are when I am on campus. I like to be in areas that students occupy, as it contributes to the campus "feel".	1/25/2019 1:24 PM
212	it has good lighting and staff is very nice in that building	1/25/2019 1:22 PM
213	I spend most of my time there	1/25/2019 1:19 PM
214	Nice and clean	1/25/2019 1:19 PM
215	I like to be in my room and watch Netflix	1/25/2019 1:19 PM
216	It's nice and connected to everything	1/25/2019 1:18 PM
217	Its where I spend most of time and the building is fairly clean	1/25/2019 1:17 PM
218	I study there	1/25/2019 1:16 PM
219	plenty of study areas	1/25/2019 1:14 PM
220	I've spent the most time there	1/25/2019 1:10 PM
221	I like the different group activities and tables	1/25/2019 1:10 PM
222	It's updated, clean-looking, and gets a lot of natural light.	1/25/2019 1:09 PM
223	It's where I spend most of my time on campus.	1/25/2019 1:05 PM
224	I live here	1/25/2019 1:04 PM
225	There are a lot of different layouts for all types of events, so you could study downstairs by the computers in the basement or by the booths near Jazzmans. It's also a great place to hang out with people and a lot of services are available there.	1/25/2019 1:04 PM
226	The modern design, variety of seating options, and reduced noise level make Ford Hall somewhere I enjoy spending time studying	1/25/2019 1:03 PM
227	food options, coffee, areas to study, place to meet people, and there is often tables with info there about stuff	1/25/2019 1:03 PM
228	It's a fun place to hangout in between classes and there's always stuff going on.	1/25/2019 1:01 PM
229	Most of my classes require me to use specific programs to complete online assignments.	1/25/2019 1:01 PM
230	It looks newly redone.	1/25/2019 1:00 PM
231	It's nice to study because of the amazing design. Other buildings are just blocks, that are efficient at maximizing space and minimizing cost. But they are boring; so it's hard to learn in that environment.	1/25/2019 1:00 PM
232	The Clinical Science Building is my favorite because it is new and very clean. It is also easy to navigate around it.	1/25/2019 12:58 PM
233	I like how everything is connected and the structure of the building	1/25/2019 12:54 PM

Results

Online Survey

MSU | Mankato Student Survey

234	Brand new and nice	1/25/2019 12:54 PM
235	As an art student I spend most of my time there it's my second home, it needs help but it's my community.	1/25/2019 12:54 PM
236	I like to study there and I enjoy the atmosphere.	1/25/2019 12:54 PM
237	This is where all my classes are	1/25/2019 12:50 PM
238	The library is big, cool and calming. I love that there's 4 floors to pick from, cubby areas, study rooms and quiet areas. There's also an incomprehensible variety of books. The library has always been a bit of a safe haven. I wish there was an option to pick two favorites, because I love the CSU just as much. The CSU feels like home and it's full of resources. Sometimes it's just too congested which is why I didn't select it.	1/25/2019 12:50 PM
239	Idk	1/25/2019 12:50 PM
240	There are several spaces that are quiet, relaxed, and comfortable.	1/25/2019 12:48 PM
241	I like the spaces to do my work, especially on the big couches by the fireplace.	1/25/2019 12:48 PM
242	all the good classes are there	1/25/2019 12:47 PM
243	I think it is the most easy to use and its very open and inviting.	1/25/2019 12:44 PM
244	The lounge is my favorite spot because it is a place where all of my friends and I can get together and hangout.	1/25/2019 12:43 PM
245	it's quieter than the library which is ridiculous.	1/25/2019 12:42 PM
246	Plenty of places to sit. Lots of light	1/25/2019 12:42 PM
247	The CSU is very up to date! A very fun atmosphere to be in, as well as an updated structure.	1/25/2019 12:42 PM
248	It's old but unique and it's where most of my friends live.	1/25/2019 12:41 PM
249	It's a great building	1/25/2019 12:40 PM
250	Most of my classes are there	1/25/2019 12:40 PM
251	cozy feel	1/25/2019 12:38 PM
252	It's a social hub for students across campus.	1/25/2019 12:37 PM
253	It has different kinds of places to work, bathrooms are ok	1/25/2019 12:37 PM
254	Lots of fun activities	1/25/2019 12:37 PM
255	Good place to hang out	1/25/2019 12:36 PM
256	It's where all my classes are	1/25/2019 12:36 PM
257	I enjoy people watching and it is a great place to relax between classes when I don't want to go back to my apartment.	1/25/2019 12:34 PM
258	Of all the buildings, it's the most updated. However, the only downside is the lack of tunnels from place to place	1/25/2019 12:34 PM
259	It is the only area with whiteboards that are easily accessible to use for studying in groups conveniently	1/25/2019 12:34 PM
260	There's plenty of space for students to relax and do homework as well as a coffee shop to get a snack or drink.	1/25/2019 12:33 PM
261	It is quiet and I can work peacefully.	1/25/2019 12:33 PM
262	NEW	1/25/2019 12:33 PM
263	Its well maintained and serves its purpose perfectly. There's always quiet space to study, easy access to outlets, and staff to help.	1/25/2019 12:32 PM
264	It is comfortable, modern, and a great, quiet place to study	1/25/2019 12:32 PM
265	I work here, and all my classes and my office are here. I also like the layout, and the building is always clean and inviting.	1/25/2019 12:32 PM
266	Food, good spots to sit, always something going on	1/25/2019 12:30 PM

Results

Online Survey

MSU | Mankato Student Survey

267	A lot of places to relax and study while still looking professional	1/25/2019 12:30 PM
268	I like the classrooms and how open it is.	1/25/2019 12:29 PM
269	Because it is a place for interaction and socialization	1/25/2019 12:28 PM
270	It is quiet and peaceful and allows me to get my homework done	1/25/2019 12:27 PM
271	I love Jazzman's and I get the most work done there.	1/25/2019 12:27 PM
272	I usually hang out there and its kind of meet point	1/25/2019 12:26 PM
273	N/A	1/25/2019 12:25 PM
274	There some cool stuff in there, especially simple servings.	1/25/2019 12:25 PM
275	Trafton N is where all my classes are.	1/25/2019 12:23 PM
276	new building , love the design	1/25/2019 12:23 PM
277	It is the newest and the nicest.	1/25/2019 12:22 PM
278	This is where my office is and also where I spend most of my time on campus.	1/25/2019 12:21 PM
279	The natural light and atmosphere is great.	1/25/2019 12:20 PM
280	Lots of rooms and spaces for clubs, easy access to dining services and banking options. Connects to Morris and the Library via walkways.	1/25/2019 12:19 PM
281	Good place to study	1/25/2019 12:19 PM
282	Because we have too much stuff around us and which we don't even use. Interior design of every single building gives me asthmatic feeling. It's simple chocking to even pass by certain buildings. We need at least 1-2 minimalist design buildings. Balance of color is way out of control or even context of the university mission, philosophy and goals. It's sad to see how student fees are abused and poorly managed.	1/25/2019 12:19 PM
283	Spend all my time there. Nice, Comfrey area for studying. Usually pretty quiet	1/25/2019 12:18 PM
284	Everything looks new and clean.	1/25/2019 12:17 PM
285	nice to walk through and the tables make it easy to re/unpack my bag.	1/25/2019 12:16 PM
286	Because it is open and modern and doesnt feel dark and confining.	1/25/2019 12:15 PM
287	Just a great place that feels modern and up to date	1/25/2019 12:14 PM
288	I like the tables in a basement, it's a good place to study with friends	1/25/2019 12:13 PM
289	It has a lot of flexible spaces to study in and access to food as well.	1/25/2019 12:12 PM
290	That's the only part of campus that I visit/use.	1/25/2019 12:12 PM
291	There are unique spaces located throughout the building for students to study and find quaint spaces to work. It's also updated with plug-ins, has a creative/modern appeal, and is a welcoming environment.	1/25/2019 12:12 PM
292	Lots of windows, bright and airy, food places	1/25/2019 12:12 PM
293	It is updated and big. It has a lot of different services and areas. There is food, study areas, activities, etc.	1/25/2019 12:12 PM
294	I like food	1/25/2019 12:12 PM
295	Provides a safe and comfortable space for studying with lots of spaces for seating though it could be better with the outlets at the tables that aren't working.	1/25/2019 12:11 PM
296	I like how unique Trafton is in general	1/25/2019 12:11 PM
297	It's so homey	1/25/2019 12:11 PM
298	Morris Hall is an updated building with many innovative hangout areas for students that are close to classrooms. Crossroads is my go to hangout spot in between classes.	1/25/2019 12:10 PM
299	How student oriented it is, but also the great study areas.	1/25/2019 12:10 PM
300	It's where my major is.	1/25/2019 12:09 PM

Results

Online Survey

MSU | Mankato Student Survey

301	It is where I spend the most time on campus. There is a lounge area, printing centers, resource centers, etc.	1/25/2019 12:09 PM
302	Automotive laboratories are a nice place to hang out in, and I enjoy the people there as well.	1/25/2019 12:09 PM
303	Provides a lot of good areas for studying	1/25/2019 12:09 PM
304	Charging stations, tables to work on homework, lounge areas, Einstein's bagels	1/25/2019 12:08 PM
305	Its new and inviting with an awesome atmosphere	1/25/2019 12:08 PM
306	Cuz there's things to do there and good food	1/25/2019 12:08 PM
307	All of my classes are in Armstrong so it just feels like home. However, I wish we had nicer desks and a place to sit or study during our down time.	1/25/2019 12:07 PM
308	It's a place for everyone to congregate	1/25/2019 12:07 PM
309	Have lived and worked there for a majority of my undergraduate career	1/25/2019 12:07 PM
310	It's where I hope to spend most of my time towards the end of my academic career. I like how there is a lot of natural light	1/25/2019 12:07 PM
311	Sears Residence Community is my favorite of the resident halls because of how new it is. The rooms are spacious, it's clean, and The Grill is located inside. Although it is a farthing walking distance from the academic buildings, I don't mind the walk. As for academic buildings, my favorite would probably be Morris or Armstrong Hall because they are easy to navigate.	1/25/2019 12:07 PM
312	Sports	1/25/2019 12:07 PM
313	It has the coffee shop	1/25/2019 12:07 PM
314	Lots of places to sit and has open spaces plus things to look at	1/25/2019 12:06 PM
315	It's set up very well and has good food options!	1/25/2019 12:06 PM
316	Always a fresh clean atmosphere and a lot of important offices and places for students in one spot	1/25/2019 12:06 PM
317	Has restaurants as well as many seating areas to study.	1/25/2019 12:06 PM
318	There are a lot of different spaces in the same building for studying, meeting up, or just working.	1/25/2019 12:06 PM
319	Most of my classes are in that building.	1/25/2019 12:05 PM
320	We have a great football team and they are fun to watch. Saturdays in the fall are the best	1/25/2019 12:05 PM
321	It's a good place to study	1/25/2019 12:05 PM
322	Not too big and plenty of room to find somewhere to sit	1/25/2019 12:04 PM
323	It's cleaner and newer	1/25/2019 12:04 PM
324	Thgyk	1/25/2019 12:04 PM
325	they have the food court their and wells fargo and computers	1/25/2019 12:04 PM
326	Einstein's	1/25/2019 12:03 PM
327	I might be a MBA student but my undergrad was completed in the math classes in Wissink.	1/25/2019 12:03 PM
328	Yes	1/25/2019 12:03 PM
329	Good environment	1/25/2019 12:03 PM
330	People watching. Workspace. Coffee shop. Food.	1/25/2019 12:03 PM
331	work with msg football and I'm always there	1/25/2019 12:03 PM
332	Though I spend most of my time as a Clinical Psychology student in Armstrong Hall, we are given only the basement for study space which is lacking in availability. I like the CSU because of all the different places you can study and the availability of outlets when I am working on my laptop.	1/25/2019 12:03 PM
333	It is a nice quiet place to study, relax, and just recover from the day.	1/25/2019 12:02 PM
334	It feels less clinical then some of the other buildings on campus.	1/25/2019 12:02 PM
335	It has many resources and an educational study environment.	1/25/2019 12:02 PM
336	The few tables set up there are prime studying spots.	1/25/2019 12:02 PM

Results

Online Survey

MSU | Mankato Student Survey

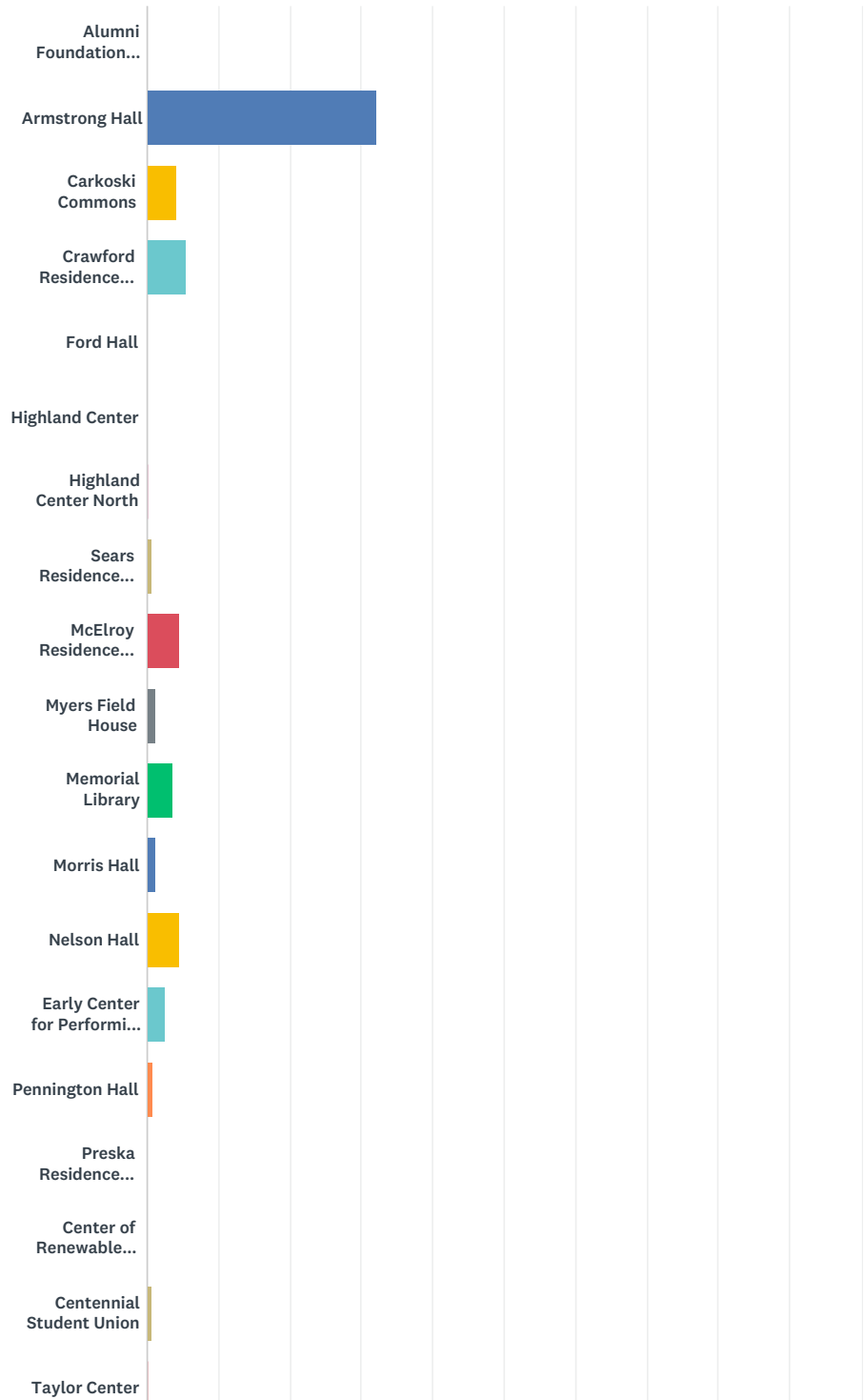
337	this is the art building that I am in most of the time. could use some updates though	1/25/2019 12:02 PM
338	It is a good hang out space, the staff is awesome!	1/25/2019 12:01 PM
339	Lots of windows. Also like the CSU for comfortable seating and dining options.	1/25/2019 12:01 PM
340	Feels the most updated and the amount of sun that shines in is great.	1/25/2019 12:01 PM
341	It's simply where I have most of my classes therefore where I spend most of my time.	1/25/2019 12:01 PM
342	Student Activities is where i spend most my time on campus outside of class	1/25/2019 12:01 PM
343	Comfortable chairs with outlets	1/25/2019 12:01 PM
344	Lots of open space and quiet	1/25/2019 12:01 PM
345	It's where many of my classes are	1/25/2019 12:01 PM
346	Seating area. Feels open.	1/25/2019 12:01 PM
347	College of Business	1/25/2019 12:01 PM
348	The rock wall is amazing!	1/25/2019 12:01 PM
349	I love watching football & spending every week at the stadium!!	1/25/2019 12:01 PM
350	It has food and bowling and billiards	1/25/2019 12:00 PM
351	I liked the locker room that we have been kicked out of.	1/25/2019 12:00 PM
352	Idk	1/25/2019 12:00 PM
353	I have all my classes in Trafton.	1/25/2019 12:00 PM
354	I actually know where I'm going	1/25/2019 12:00 PM
355	Food	1/25/2019 12:00 PM
356	It's a fun place to hangout and grab food	1/25/2019 12:00 PM
357	Lots of room to study and relax and it's quiet	1/25/2019 12:00 PM
358	The amount of places to study, and the many different resources in a single building	1/25/2019 12:00 PM
359	Nicest	1/25/2019 12:00 PM

Results
Online Survey

MSU | Mankato Student Survey

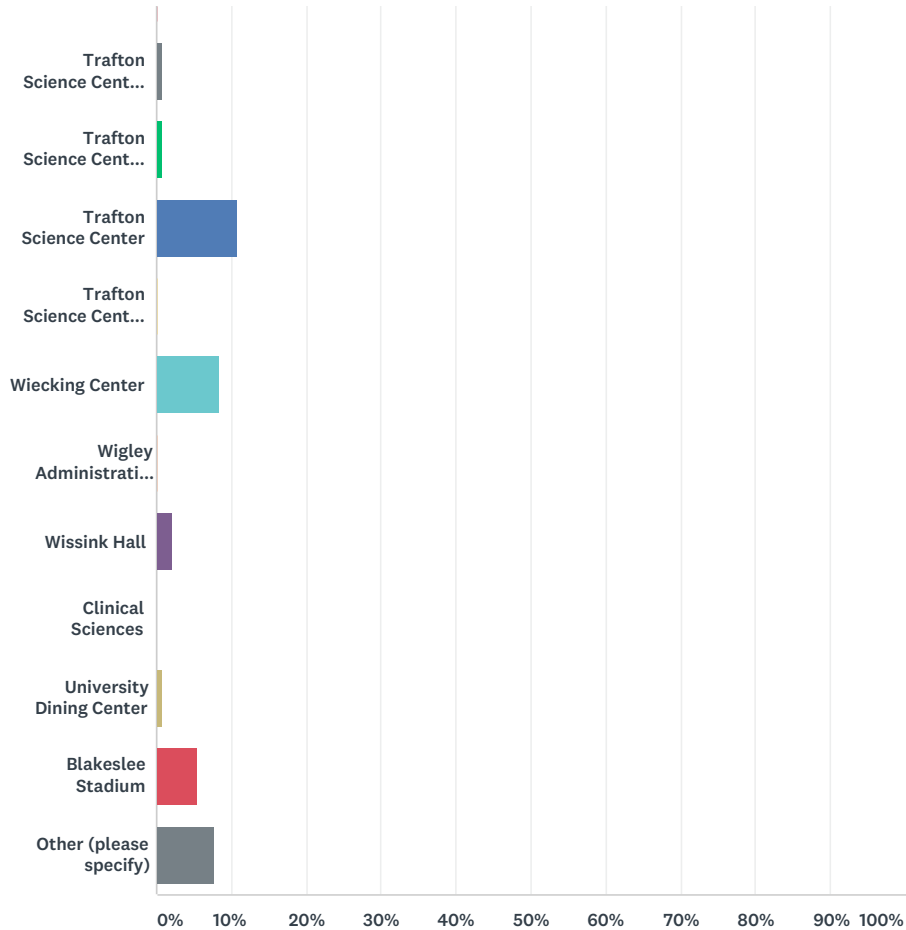
Q5 What area on campus (in a building) needs the most improvement?

Answered: 332 Skipped: 61



Results
Online Survey

MSU | Mankato Student Survey



ANSWER CHOICES	RESPONSES	
Alumni Foundation Center	0.00%	0
Armstrong Hall	32.23%	107
Carkoski Commons	4.22%	14
Crawford Residence Community	5.42%	18
Ford Hall	0.00%	0
Highland Center	0.00%	0
Highland Center North	0.30%	1
Sears Residence Community	0.60%	2
McElroy Residence Community	4.52%	15
Myers Field House	1.20%	4
Memorial Library	3.61%	12
Morris Hall	1.20%	4

Results

Online Survey

MSU | Mankato Student Survey

Nelson Hall	4.52%	15
Early Center for Performing Arts	2.41%	8
Pennington Hall	0.90%	3
Preska Residence Community	0.00%	0
Center of Renewable Energy	0.00%	0
Centennial Student Union	0.60%	2
Taylor Center	0.30%	1
Trafton Science Center E	0.90%	3
Trafton Science Center N	0.90%	3
Trafton Science Center	10.84%	36
Trafton Science Center S	0.30%	1
Wiecking Center	8.43%	28
Wigley Administration Center	0.30%	1
Wissink Hall	2.11%	7
Clinical Sciences	0.00%	0
University Dining Center	0.90%	3
Blakeslee Stadium	5.42%	18
Other (please specify)	7.83%	26
TOTAL		332

#	OTHER (PLEASE SPECIFY)	DATE
1	Unsure	2/5/2019 1:16 PM
2	not sure	2/1/2019 10:32 AM
3	n/a- I take classes online.	1/28/2019 9:18 AM
4	any place could use more art	1/27/2019 11:42 PM
5	Not sure.	1/27/2019 10:31 PM
6	Trafton Science Center E,N,S	1/27/2019 8:21 PM
7	Otto Rec. Center	1/27/2019 4:24 PM
8	No Opinion.	1/27/2019 6:43 AM
9	I do not spend time on campus other than in the student union and library.	1/26/2019 10:36 PM
10	No opinion	1/26/2019 8:38 PM
11	N/a	1/25/2019 8:14 PM
12	Stadium Heights	1/25/2019 5:03 PM
13	Otto recreational Center	1/25/2019 4:57 PM
14	otto rec center	1/25/2019 4:37 PM
15	None.	1/25/2019 4:29 PM
16	N/A	1/25/2019 2:18 PM
17	the student parking lots	1/25/2019 2:16 PM

Results

Online Survey

MSU | Mankato Student Survey

18	carcowski commons basement	1/25/2019 2:11 PM
19	Dont really know many other buildings	1/25/2019 1:30 PM
20	Otto Recreation Center	1/25/2019 12:22 PM
21	Never in any other buildings	1/25/2019 12:19 PM
22	unknown. I have never been to the Mankato campus	1/25/2019 12:13 PM
23	Otto recreation center	1/25/2019 12:11 PM
24	NA	1/25/2019 12:05 PM
25	I don't know all the buildings well enough to justify an answer	1/25/2019 12:04 PM
26	Do not know	1/25/2019 12:01 PM

Results

Online Survey

MSU | Mankato Student Survey

Q6 Why?

Answered: 332 Skipped: 61

#	RESPONSES	DATE
1	Hasn't it needed renovating for years now?	2/22/2019 2:26 AM
2	Logistical and compliance nightmare. I've seen students stranded on inaccessible floors because the elevator has gone out.	2/7/2019 5:05 PM
3	Really confusing to find classes	2/6/2019 7:09 PM
4	For such a high traffic area, it is small and doesn't have enough space or equipment for everyone at times.	2/5/2019 6:23 PM
5	There are no areas to study on desks in the common area, no parking nearby, and no tunnel/connecter to any other building	2/5/2019 4:04 PM
6	Never been on campus	2/5/2019 1:16 PM
7	The bathrooms seem quite outdated and dirty in the way that even when they're clean they're so old they look dirty. Also there needs to be more nooks to study in.	2/4/2019 4:58 PM
8	Poor lighting, not comforting or inviting, not a good environment for studying	2/3/2019 9:04 PM
9	Should have more places to study - dedicated quiet areas.	2/1/2019 2:54 PM
10	not on campus much	2/1/2019 10:32 AM
11	It is quite old as a building hosting art classes.	1/30/2019 11:45 PM
12	The stadium stairs are very dangerous.	1/29/2019 8:05 PM
13	Because Trafton and Nelson Halls are both for the sciences and engineering. In both areas, the lab equipment is dated, the machines are dated, the computers are old and slow and some don't work at all, computer programs are dated and slow and limited, the chairs are broken, the projectors are dated and slow, the boards are terrible and some still have chalk boards, the wifi is terrible throughout the entire area, rooms are cramped and mess, and there are many other things, but these are the main reasons.	1/29/2019 12:15 PM
14	It's on the other side of campus, it smells weird, its run down and I will only ever have 1 class there	1/29/2019 11:42 AM
15	I just find it difficult to make it around and wish there was an easier way to find my way around.	1/28/2019 5:24 PM
16	The bathrooms are awful and much of the building is not up to code for accessibility. It's also dreary and looks like a barracks.	1/28/2019 10:46 AM
17	small rooms. barely any windows. old.	1/28/2019 10:37 AM
18	It is dated needs some attention. Everything clearly hasn't been touched since the 90's or earlier. Spaces need to be sound proofed as you can hear the class across the hall clear as day.	1/28/2019 10:36 AM
19	I lived there and it was terrible with a lack of consistent wifi and air conditioning for the hotter months. Note: last time I lived there was two years ago and it might have changed since then	1/28/2019 10:23 AM
20	Many of the classrooms seem cramped.	1/28/2019 10:22 AM
21	It's very sad. So many classrooms don't have windows, it seems not well maintained and needs a lot of maintenance. The bathrooms are pretty bad.	1/28/2019 9:45 AM
22	I am taking classes online, therefore, I cannot answer the above question.	1/28/2019 9:18 AM
23	I picked this one because I love our campus and enjoy all of the buildings, the only complaint I have even heard in regards to a building is the fact that McElroy has no air conditioning.	1/28/2019 8:33 AM
24	Trafton is a confusing building for a lot of people. I think it might help people navigate Trafton better if each part of Trafton (North, South, East, and Center) had signs in a unique color so people would know what part of the building they are in based off the color of the signs. For example, all the signs in Trafton North could be marked with blue while South is marked in red, etc.	1/28/2019 1:25 AM

Results

Online Survey

MSU | Mankato Student Survey

25	maybe crawford should get new mailboxes and new storage for mcelroy	1/27/2019 11:42 PM
26	It looks old, and the labs in that area could use some updates	1/27/2019 11:00 PM
27	I do not have courses in any other building besides Nelson Hall	1/27/2019 10:31 PM
28	very outdated	1/27/2019 10:20 PM
29	It seems really dark and musty	1/27/2019 9:42 PM
30	In the fall, air conditioning was needed. My room was super hot and it was hard to focus, sleep, and complete my homework in my room.	1/27/2019 9:10 PM
31	It's awful....no where to sit, cold, gross bathrooms. The staff is ridiculously liberal.	1/27/2019 8:42 PM
32	Some classrooms could use some better chairs and renovations.	1/27/2019 8:27 PM
33	The building is very outdated, there are still chalkboards in some of the rooms	1/27/2019 8:21 PM
34	The mailboxes are finicky and outdated, my dorm last semester has exposed pipes in it. It's just an old building that needs an update.	1/27/2019 7:36 PM
35	It is old and needs to be updated. There are chalkboards in many rooms still, as well as projecting equipment and speakers that don't always work. Very dark and grungy. Needs more natural light, I nearly fall asleep trying to study here.	1/27/2019 7:32 PM
36	need to fix side walks	1/27/2019 7:23 PM
37	feels like im in a box when in classes with no windows	1/27/2019 7:13 PM
38	It feels old and creepy.	1/27/2019 6:53 PM
39	We all know what's in there.	1/27/2019 5:47 PM
40	Blakeslee Stadium is an absolute embarrassment to this university. To consistently have one of the top D2 football programs year after year and still house them in a stadium that is worse than 45% of high school football fields is not excusable.	1/27/2019 4:52 PM
41	It seems extremely outdated compared to the rest of campus (bathrooms, general design, etc.). Ideally, it would also be located closer to the rest of campus, as I am constantly late for classes when having to walk from WC to the rest of the buildings when only given 10 minutes.	1/27/2019 4:27 PM
42	its layout is horrible, the food is in confusing locations and the tables in the middle of the food area cause congestion, as well as the windows being poorly thought out with the sun, at times large groups of tables are avoided as the sun shines right on them at the level to be right in peoples eyes, and the curtains don't go high enough to prevent that.	1/27/2019 4:25 PM
43	Better chairs in the classrooms would be a huge plus. I spent sometimes 5-6 hours between 1 or 2 classrooms lately and the chairs are very uncomfortable after so long.	1/27/2019 4:25 PM
44	The weight room is not big enough	1/27/2019 4:24 PM
45	C wing especially it has no AC and the it gets very hot Just very outdated	1/27/2019 3:26 PM
46	Carkoski is where I got food when I was first on campus. The new dining center is impressive, but now there is a large empty space connected to the dorms that could be taken advantage of. One of the reasons I chose MSU was because I did not have to leave the dorms to get food.	1/27/2019 3:06 PM
47	Simply because it is one of the older buildings on campus	1/27/2019 3:04 PM
48	It's probably the one building on campus that isn't up to date and I think they could make changes to make it a little bit more comforting to be inside.	1/27/2019 2:59 PM
49	It's really old and it looks like its in rough shape	1/27/2019 2:32 PM
50	It is old and looks like a high school	1/27/2019 1:54 PM
51	The basement is rundown and the bathrooms do not look nice. The practice room s are not nice.	1/27/2019 1:12 PM
52	Needs more tables with electrical outlets available	1/27/2019 12:48 PM
53	slow COMPUTERS	1/27/2019 12:02 PM
54	Little to no places to sit. Very few if any windows in classrooms	1/27/2019 11:52 AM

Results

Online Survey

MSU | Mankato Student Survey

55	The bathrooms by NH149 have been under construction for YEARS! The floor in the drawing room needs desperately to be cleaned. The color printer for rooms in NH 202-203 constantly jams and one color printer for two studios often causes problems. The Laptops in both labs often malfunction as well. Throughout the building the projected systems also malfunction with hinders my learning as professors cannot show us material or give presentations/ lector's efficiencly	1/27/2019 9:56 AM
56	I think that all of the buildings that I've been in are fine.	1/27/2019 6:43 AM
57	It's an old school, doesn't feel like a campus building	1/27/2019 2:42 AM
58	It's like a maze.	1/27/2019 12:11 AM
59	The pullout desks in the lecture halls are to small to get much work done on. Barely can fit a notebook on them let alone a 15in computer.	1/26/2019 11:19 PM
60	FIX THE BATHROOMS BY ART ROOM, they've been "under construction" for over a year? BS stop spending money on athletics and invest in your other students. I shouldn't have to pay more in tuition for new sport facilities	1/26/2019 10:52 PM
61	See previous response.	1/26/2019 10:36 PM
62	I feel like our school would benefit from having an updated football stadium	1/26/2019 8:38 PM
63	NA	1/26/2019 8:38 PM
64	It seems very old.	1/26/2019 7:49 PM
65	it is just a different design from many of the other buildings and doesnt look as nice. the lockers on the walls make me feel like im walking in a highschool	1/26/2019 7:39 PM
66	everything seems a little outdated, I feel like most students use the library a LOT as a place to study, do homework and hang out. Because of that I think it could be improved	1/26/2019 7:05 PM
67	dated	1/26/2019 7:02 PM
68	Armstrong Hall needs updated heating and cooling systems as well as basic building renovations and improvements.	1/26/2019 5:45 PM
69	Ghetto	1/26/2019 2:57 PM
70	Classrooms need updating. I don't think professors should be using chalkboard in the 21st century. That goes with other buildings with chalkboard (I just noticed the performing arts building the most). Also the interior is just a hosh-posh of furniture style and colors (furniture colors, wall colors, door colors). Also the cones with the yellow caution tape need to go. Invest in a seasonal barrier of sorts like a metal And chain rope and posts. Orange construction cones don't belong outside of a university building simply to keep people from walking on the steps.	1/26/2019 12:56 PM
71	The building is fairly dated. Class rooms are mostly blackboards and some rooms have a smell to them.	1/26/2019 12:53 PM
72	Small classrooms with cramped seating	1/26/2019 12:01 PM
73	All of traffic is confusing after awhile you'll get the hang of it but I still get lost either bigger signs or something would be useful	1/26/2019 11:29 AM
74	There should be more spots for students to sit and study between classes.	1/26/2019 10:02 AM
75	Seems outdated.	1/26/2019 1:29 AM
76	It's probably the most used & least maintained.	1/26/2019 12:45 AM
77	Bathrooms need improvement. Not the most welcoming, rust, broken and missing mirror, bad lighting. Kind of remind me of the bathrooms at the gas stations in the horror movies.	1/26/2019 12:40 AM
78	It's getting old and the bathrooms have holes in the ceilings. Updates would be good	1/25/2019 11:54 PM
79	The theatres and lobby are fine, however, the bathrooms could use a renovation, the halls and classrooms are dated. Chalk boards, old tech, and old uncomfortable seating. Definitely not as nice as other classrooms on campus, and not as functional.	1/25/2019 11:17 PM
80	Armstrong is extremely outdated and inconvenient	1/25/2019 11:00 PM
81	Looks like a bomb shelter...	1/25/2019 10:45 PM
82	The stairs are indented.	1/25/2019 10:43 PM

Results

Online Survey

MSU | Mankato Student Survey

83	The stadium is very out dated. It needs more Home seating and a nicer score board. The stadium is the most used area on campus by the community and it doesn't do a great job of representing how nice our campus actually is.	1/25/2019 10:42 PM
84	It seems to be the oldest, really could use some updates.	1/25/2019 10:22 PM
85	Old. Outdated	1/25/2019 9:29 PM
86	it's old and small and crumbling	1/25/2019 9:11 PM
87	It is known for IT and there is nothing which seems like that.	1/25/2019 9:09 PM
88	Old and always hot inside. The classrooms are not designed to be classrooms. If you sit in the back of a class of 60 or more you can't even see the professor or material on screen.	1/25/2019 8:53 PM
89	It is very outdated	1/25/2019 8:48 PM
90	I would have said McElroy, but that is currently being renovated so someone beat me to it. Crawford because it is the second worst when it comes to its air conditioning and heating. I do not personally live there, but I have a friend that does. I lived in McElroy.	1/25/2019 8:34 PM
91	The Children's house smells when you enter it, like old paint.	1/25/2019 8:30 PM
92	Needs to be bigger	1/25/2019 8:17 PM
93	N/a	1/25/2019 8:14 PM
94	theres no where to chill	1/25/2019 7:56 PM
95	So many classes are crammed into that building. I think a vertical expansion would benefit it nicely. But first it would be best to fix its foundation.	1/25/2019 7:48 PM
96	Very old. Needs to be renovated.	1/25/2019 7:41 PM
97	Not that Armstrong needs improvement, but I just feel very claustrophobic inside. There are no windows in any of the classrooms and every room is a very dull beige color, not very inspiring. It's too bad this is where I spend all of my time due to my major!	1/25/2019 7:00 PM
98	I haven't been to many areas on campus	1/25/2019 6:55 PM
99	Bland	1/25/2019 6:53 PM
100	Floors are uneven in the dorm rooms. The closest are beat up badly, wood peeling and some don't close all the way. The walls on the floor near some sinks have mold growing,	1/25/2019 6:47 PM
101	Bad layout, exterior looks blocky	1/25/2019 6:46 PM
102	Cramped classrooms	1/25/2019 6:46 PM
103	When I was in the dorms some of those rooms were really outdated.	1/25/2019 6:19 PM
104	The facilities are old and need updating	1/25/2019 5:52 PM
105	The second floor and first floor don't have lots of sitting or studying spot.	1/25/2019 5:46 PM
106	Could use better places to eat	1/25/2019 5:46 PM
107	It is a little run down and small. Some are unrenovated	1/25/2019 5:21 PM
108	When I began my graduate program, I wasn't offered a formal campus tour like you would receive before you attend college as an undergrad. When I had to go to the Wiecking Center it was hard to navigate there. When I got inside it was also hard to follow the building map to get where I needed to go. It seemed old and run down for sure.	1/25/2019 5:19 PM
109	Its outdated and some dorm amenities are in bad shape.	1/25/2019 5:18 PM
110	It's not as nice as the other academic buildings and has not had any improvements/reconstruction like the other ones have recently. It's definitely still a nice building! Just not as up to date as the others. And the projectors/computers are always not working for professors.	1/25/2019 5:15 PM
111	It's really far	1/25/2019 5:11 PM
112	It is very dated, doors close way to fast, and the layout is not very well planned out.	1/25/2019 5:06 PM
113	This is the only building I am familiar with.	1/25/2019 5:05 PM
114	Because whoever runs the building thought they could scam us and get richer by not heating it.	1/25/2019 5:03 PM

Results

Online Survey

MSU | Mankato Student Survey

115	Has a High School vibe to it.	1/25/2019 5:01 PM
116	Dull, depressing, bland	1/25/2019 4:58 PM
117	Needs more basketball courts open during the day, at least One or two more. Needs a better weight room layout, a larger open space would be nice.	1/25/2019 4:57 PM
118	Feels old and outdated.	1/25/2019 4:52 PM
119	it's so darn old you. its like you have to climb a ladder to get to your seat it's so steep.	1/25/2019 4:47 PM
120	Old, desks are tiny, bathrooms are old and very tight	1/25/2019 4:44 PM
121	The stairs are awful. The elevator is slow and doesn't feel the safest. Each classroom has weirdly a different temperature. Very confined space. Some rooms are weirdly small desks that are the size of a piece of paper. Not all the classrooms even have whiteboards? Some have chalkboards?? Some rooms are waaay nicer than others depending on the department which is not fair because we all want a nice learning environment.	1/25/2019 4:44 PM
122	Bleachers aren't safe	1/25/2019 4:38 PM
123	It's old	1/25/2019 4:37 PM
124	the weight room is so small most students go to other gyms in town. The layout is very poor because the building is shaped like an L	1/25/2019 4:37 PM
125	I live here and pay a lot for many things not to work.	1/25/2019 4:36 PM
126	Old and run down. No windows to allow sunlight in for students.	1/25/2019 4:33 PM
127	Needs to be updated like the rest of the dorm buildings.	1/25/2019 4:32 PM
128	There are no windows in some of the classes, the seating is outdated, and the technology does not work all of the time.	1/25/2019 4:29 PM
129	All are good (as far as I know).	1/25/2019 4:29 PM
130	Because of the computer labs that are in that building need more work	1/25/2019 4:27 PM
131	It's a maze	1/25/2019 4:27 PM
132	Poorest living conditions on campus	1/25/2019 4:26 PM
133	look too old	1/25/2019 4:26 PM
134	I always get lost in there and theres not a lot of open space or windows.	1/25/2019 4:23 PM
135	I know it is currently having some renovations, but it is just an old building that needs some more windows for the staff and students there.	1/25/2019 4:04 PM
136	Old and musty	1/25/2019 4:01 PM
137	too far	1/25/2019 3:57 PM
138	It is very ugly to walk through and the services in the building are sporadically placed throughout in an in orderly manner to where they fit. Aesthetics, design, and easier access to the services in the building would be great.	1/25/2019 3:51 PM
139	It isn't really optimized for it's space. It just sort of sits there and goes unused for students and is essentially just a big storage closet.	1/25/2019 3:51 PM
140	its outdated	1/25/2019 3:49 PM
141	Thicker walls would be greatly appreciated.	1/25/2019 3:45 PM
142	Could use some freshening up	1/25/2019 3:42 PM
143	I think the foods are very different, if they stuck to simpler meals I think more students would enjoy eating there.	1/25/2019 3:42 PM
144	Not enough practice rooms, practice rooms are small and uncomfortable, there are missing ceiling tiles due to mold, the classrooms are not adequate for musicians and performers.	1/25/2019 3:40 PM
145	The track could look nicer	1/25/2019 3:33 PM
146	So confusing	1/25/2019 3:18 PM

Results

Online Survey

MSU | Mankato Student Survey

147	The bathrooms are gross.	1/25/2019 3:18 PM
148	No seating/ places to study or wait for class to start. Looks old	1/25/2019 3:15 PM
149	Not a very nice football stadium	1/25/2019 3:14 PM
150	Compared to other dorms, they are slightly outdated.	1/25/2019 3:12 PM
151	Very small spaces and feeling cramped in all the classrooms.	1/25/2019 3:11 PM
152	Gross and unpleasant restrooms as well as a dark and uninviting basement	1/25/2019 3:07 PM
153	There are little to no places to sit, there isn't much otherwise.	1/25/2019 2:59 PM
154	It looks old and it gives a boring not happy scene	1/25/2019 2:57 PM
155	I would enjoy seeing the old Dining Center space being filled with a commons area, space for RHA, and even a coffee shop or some place for residents to hang out and enjoy themselves.	1/25/2019 2:55 PM
156	bigger classrooms	1/25/2019 2:54 PM
157	it is old, basement is a terrible environment to learn in, health reasons	1/25/2019 2:50 PM
158	It's the least nice of all the dorms.	1/25/2019 2:48 PM
159	It's so old! The air quality is bad, the classrooms are like dungeons. It's awful	1/25/2019 2:47 PM
160	Not enough natural light and unwelcoming atmosphere	1/25/2019 2:42 PM
161	older	1/25/2019 2:39 PM
162	It is too hot	1/25/2019 2:34 PM
163	Classrooms are central and windowless while offices are on the outer edge and organized poorly. The whole thing seems like an out-dated fire hazard.	1/25/2019 2:31 PM
164	Hard plastic chairs. Slide desks and flip top desks are really difficult to manage with laptops and notebook.	1/25/2019 2:26 PM
165	All of the Trafton buildings are in poor condition and are outdated. The CSET programs represent a sizable portion of students at this university and deserve to have updated facilities.	1/25/2019 2:20 PM
166	It's feels very dull in the building.	1/25/2019 2:19 PM
167	It is very outdated.	1/25/2019 2:19 PM
168	N/A	1/25/2019 2:18 PM
169	Looks old and outdated	1/25/2019 2:17 PM
170	they need repair and the school charges more for a pass than what most students are willing to pay.	1/25/2019 2:16 PM
171	The stairs are horrible to walk up to. Also the bathrooms are the smallest most cramped space on campus which is why I walk to the CSU to just pee	1/25/2019 2:15 PM
172	why do all the heaters so loud periodically, wish there were outlets if at all possible	1/25/2019 2:11 PM
173	Desks are old and chairs aren't comfy	1/25/2019 2:11 PM
174	Not enough dance studios. Majors are unable to do the work needed because of overcrowding and constantly being kicked out by theatre majors for use of space.	1/25/2019 2:10 PM
175	As an education major I spend all my time in Armstrong Hall. I feel as though it is the most used building and the least taken care of. It is old and disgusting. None of the clocks work. Armstrong is in strong need of an upgrade.	1/25/2019 2:07 PM
176	The classrooms are out of date such as poor student seating.	1/25/2019 2:06 PM
177	i live here and its kinda sh*tty	1/25/2019 2:04 PM
178	Wicking center seems like it was made for children (since it was). Whenever I have a class in there I always feel like I'm back in elementary school. Which is not a good feeling when I realize I'm paying hundreds of dollars just to be in that room. Basically the building does not feel like it can accommodate college classes.	1/25/2019 2:01 PM
179	I wish there was a way to get to it without going outside.	1/25/2019 2:01 PM

Results

Online Survey

MSU | Mankato Student Survey

180	It is old and doesn't look appealing. The classrooms have outdated chairs, tables, and carpet.	1/25/2019 1:54 PM
181	the rooms feel cramped i can't breathe with the small chair desk things im too fat	1/25/2019 1:51 PM
182	I lived here freshman year and it was disgusting. No AC, the showers were always gross, and there was always trash and junk in the halls. The mural above the front entry way makes it look like an elementary school	1/25/2019 1:49 PM
183	way to confusing	1/25/2019 1:49 PM
184	It's very outdated compared to the rest of campus. If you look around campus most of the buildings have a lot of color and lights. Then you go into Armstrong and it's one of the most outdated in my opinion.	1/25/2019 1:48 PM
185	old	1/25/2019 1:39 PM
186	run down	1/25/2019 1:39 PM
187	It's dark and confusing to navigate. I also think that a spot to grab coffee or a snack would be much appreciated so people don't have to trek all the way to the CSU	1/25/2019 1:38 PM
188	So many students spend time and take classes in there and it hasn't been as well kept as the clinical science building or Morris hall. It's disappointing for all students that are not business or clinical science majors	1/25/2019 1:31 PM
189	It is very old and needs remodeling	1/25/2019 1:30 PM
190	Dont really know other buildings.	1/25/2019 1:30 PM
191	There is not enough seating anywhere, there are barely any printers. Not to mention the printers we do have, barely ever work.	1/25/2019 1:28 PM
192	I would love to study there, but there is always super loud music playing and not enough individual seating areas	1/25/2019 1:26 PM
193	need refresh, especially the bathrooms	1/25/2019 1:26 PM
194	The building is very outdated and has some important services located in the building (University Security, ROTC)	1/25/2019 1:25 PM
195	it's not secure	1/25/2019 1:22 PM
196	Needs more electric outlets and less cubes	1/25/2019 1:21 PM
197	Its run down	1/25/2019 1:19 PM
198	It's old	1/25/2019 1:19 PM
199	Basement is in awful state and the old dining center room is waiting away	1/25/2019 1:17 PM
200	extremely below par to the rest of the school facilities	1/25/2019 1:15 PM
201	The art department has a decent graphic design space. However the ceramic and sculpture studios are lacking in several important health and safety units. For example the ceramic studio is in need of ceiling fuses so they can wash everything down once a year and remove all the silica dust. The sculpture area is by the far most in need. The lack of space has the students (especially the majors) cramped together and limits our ability to make work in any size we want. The welding area is far to close to the sanding area which is a fire hazard. Even though we have a dust collecting system there is dust everywhere. Which is partly due to our janitors failure to clean and our dust system. In the winter we have no where to spray paint and doing it inside is a health hazard. Paint does not properly dry at winter temperatures we are in need of a ventilated space (spray booth) for the sculpture room. The courtyard never get plowed in the winter which makes loading and unloading almost impossible and extremely dangerous for us to use the kilns in the winter because then it turns to ice and is a slip hazard. Moving on we have a toilet that has been broken down for two years. We have windows in the hallway that leak all over the floor. Our floor is coming up in several spots. The floor is not the right style for an arts area, anytime we move stuff on a cart we need two people because the cart shakes from the bumps on the plastic flooring. Our art history room has a leak in the ceiling and the lights flicker. We have no installation room so the painting room has been compromised to make space. Speaking of space again, for some reason we have a debate club occupying a perfectly good office which one of our majors could desperately use. There are probably more issues, however they have slipped my mind.	1/25/2019 1:14 PM
202	because it is a little outdated	1/25/2019 1:11 PM

Results

Online Survey

MSU | Mankato Student Survey

203	old	1/25/2019 1:11 PM
204	Getting updated scoreboards would help students and families to see the score better	1/25/2019 1:10 PM
205	It's a big space with a lot of potential, but currently a lot of that space is not used.	1/25/2019 1:08 PM
206	It is one of the most outdated buildings, and many people have noticed this. The bathrooms especially need to be updated and Armstrong 101 has terribly uncomfortable seating which makes working together with other students a pain. It would be better if it were more like TC121 or TC124 except with chairs that dont swing out like in TC124 since this causes issues when everyone is trying to leave quickly	1/25/2019 1:06 PM
207	Armstrong Hall feels dated it is design and in many areas does not function well with the large number of students in that building at peak times	1/25/2019 1:05 PM
208	We don't use the old dining room space, which we should	1/25/2019 1:05 PM
209	shitty dorms and old	1/25/2019 1:03 PM
210	Myers/Otto need more basketball hoops and upgrades in general, mostly in Otto.	1/25/2019 1:03 PM
211	The building is small and lot of students go there to complete daily work out and attend to their classes.	1/25/2019 1:03 PM
212	There's barely any windows.	1/25/2019 1:01 PM
213	It looks outdated and it's used by all students	1/25/2019 1:01 PM
214	It is very old and has very small class rooms that get very crowded because of the class sizes.	1/25/2019 12:59 PM
215	Let's be honest this thing is falling apart is a hazard to fall down and when half the football games are in the snow or rain those steps are just waiting to have someone slip and fall and a lawsuit. Please at least tear it down and build something small but safer don't just keep adding stuff to it	1/25/2019 12:56 PM
216	Too far away from the rest of the dorms and you have to go outside for everything	1/25/2019 12:55 PM
217	Because there is so much wasted space.	1/25/2019 12:54 PM
218	Seems a bit run-down when compared to Morris Hall or the Taylor Center.	1/25/2019 12:51 PM
219	I hate this building. It's dark, no windows. The classrooms are outdated. I find most of the chairs uncomfortable, especially in 225.	1/25/2019 12:51 PM
220	Old and everything else that is old and shitty here too	1/25/2019 12:50 PM
221	It is old and dated	1/25/2019 12:50 PM
222	There is no air conditioning.	1/25/2019 12:49 PM
223	most out dated by far	1/25/2019 12:47 PM
224	There isn't really area to just hangout and study.	1/25/2019 12:44 PM
225	i go there to study frequently and all i hear are the foreign students shouting about soccer matches they they are watching in the basements computer labs. not to mention all the people that go there to sleep that snore...	1/25/2019 12:44 PM
226	Even though I like that it's old which makes it unique the mailboxes really need to be updated due to students getting confused by them and they are sticky. The laundry room also needs to be updated or at least get new tile due to it falling part.	1/25/2019 12:43 PM
227	Some classrooms are very crowded	1/25/2019 12:42 PM
228	The Armstrong building is very out of date	1/25/2019 12:42 PM
229	Needs to be updated	1/25/2019 12:41 PM
230	It's old and depressing	1/25/2019 12:41 PM
231	I spend a lot of time here and i feel like it needs to be modernized it just seems a little dated. Also I think there should be a feature to text the font desk and tell them if someone is being too loud and then they can come over and tell them to quiet down.	1/25/2019 12:39 PM
232	Elevator is super slow and often is not working (in the past). The handicapped doors don't automatically open when I push the button.	1/25/2019 12:38 PM
233	holes	1/25/2019 12:38 PM

Results

Online Survey

MSU | Mankato Student Survey

234	It's the oldest	1/25/2019 12:37 PM
235	It's really hard to sit in one spot to study when there's not a lot of comfortable, logical seating. The tables and chairs are HORRIBLE	1/25/2019 12:37 PM
236	Classrooms in rough shape	1/25/2019 12:37 PM
237	I think it would be helpful, for an area with such a high number of students using it, to allocate resources to improve the facilities and update it.	1/25/2019 12:37 PM
238	I'm in there a lot for classes and the speech program, and it's lacking a lot of the basic necessities to function. The faculty office's are extremely tricky to find, the building itself is a maze, there's little resources for teachers and students to use besides their one department that is if they even are in the College of Arts and Humanities	1/25/2019 12:36 PM
239	There are no places to study in groups with enough room	1/25/2019 12:34 PM
240	It is very confusing to get from class to class.	1/25/2019 12:34 PM
241	It is very hard to navigate your way in there.	1/25/2019 12:34 PM
242	It has the potential to have a really nice first floor study space with some improvement, right now the common area is pretty bad.	1/25/2019 12:34 PM
243	It feels like a prison. Honestly the building should probably just be torn down and rebuilt.	1/25/2019 12:32 PM
244	The classrooms are small and have no windows.	1/25/2019 12:32 PM
245	It needs to be more accessible	1/25/2019 12:31 PM
246	Very small area and doesn't look nice	1/25/2019 12:30 PM
247	Very rundown	1/25/2019 12:30 PM
248	The Hall is pretty much cold during winter especially the ground floor where urban Studies Institute is. It is almost as if the heating system does not work there.	1/25/2019 12:29 PM
249	it is really outdated	1/25/2019 12:28 PM
250	It's just classrooms now, but there needs to be a lounge area.	1/25/2019 12:27 PM
251	Its old	1/25/2019 12:27 PM
252	I always get lost in there, as all levels and corners look the same. Even some different colors of paint on the wall could help people get around.	1/25/2019 12:26 PM
253	I believe this university needs to pay more attention to science. Potential future academic, business and recognition of the university is wishin new discoveries and innovation. Not sports bubble or athleticism. When China happens to decode human genes and ahead in 5G network system, we still don't have Bioinformatics undergraduate or graduate programs? Not to mention proper equipments and tools to conduct proper & full- length academic research. Painful to watch the waste of fund and talent.	1/25/2019 12:24 PM
254	I have no idea about that	1/25/2019 12:24 PM
255	Armstrong Hall is not ADA compliant.	1/25/2019 12:24 PM
256	More funding could be used to improve our labs and greenhouse to then improve the quality of our research projects. This is important because of how many students use these science buildings, but many features are old or out of service. Please look into this more.	1/25/2019 12:23 PM
257	It is outdated and crowded	1/25/2019 12:22 PM

Results

Online Survey

MSU | Mankato Student Survey

258	It is FAR TOO SMALL. Trying to squeeze that much exercise equipment on the fitness floor is absurd. When it is busy it can take a long time to wait for the piece of equipment you need to us and you are constantly bumping into others or worrying about stepping around them while they do their workouts not on equipment. All this money was spent on new equipment which is great, but it deserves to be placed somewhere better. I transferred to MSU from NDSU and I realized how much I took the Wallman Wellness Center for granted because it was massive (having four floors including a running track, a walking track, two separate fitness floors, a cardio area, three basketball courts, a multipurpose activity court, four racquetball courts, and a massive climbing wall. Not to mention the huge aquatics addition they opened in 2016.) While I love MSU, I wish the STUDENT facilities were better. So perhaps instead of building the Bubble Dome, another thing for ATHLETES, we build something better for the larger population of students who don't get to use the same great facilities as the athletes. I do understand a lot of the amenities are broken up between buildings, having racquetball in Pennington and the climbing wall in the Taylor Center along with a track, but it is inconvenient not having them all in one place. Especially since the Taylor Center is only open to non-athletes either in the morning or at night time. All I'm asking is to consider comparing what we have to what others have (whether that's MSU vs. other colleges, or student athletes vs. students) and make the right decision on where to stick more money.	1/25/2019 12:22 PM
259	There are some updates being done, but it is one of the most outdated buildings on campus	1/25/2019 12:21 PM
260	everything looks super old and i feel bad for the Professors who have to teach in these classes.	1/25/2019 12:20 PM
261	Needs an update on the inside.	1/25/2019 12:20 PM
262	Very confusing layout and old architecture that needs a modern redesign.	1/25/2019 12:20 PM
263	N/A	1/25/2019 12:19 PM
264	for a square it sure is hard to navigate and the lack of windows is the worst	1/25/2019 12:17 PM
265	It feels old and looks kind of old.	1/25/2019 12:16 PM
266	We have an incredible football team that plays in a incredibly old and out of date football stadium.	1/25/2019 12:15 PM
267	The dorms suck, they smell, no AC	1/25/2019 12:14 PM
268	The building seems old and run down. It is also really dark.	1/25/2019 12:13 PM
269	See above.	1/25/2019 12:13 PM
270	Outdated, the bathrooms are pretty sketchy and the building feels old and in need of updates.	1/25/2019 12:13 PM
271	A lot of desks are broken, the elevator is slow and and sometimes stop, and overall needs improvement	1/25/2019 12:12 PM
272	It's very old and the layout is really bad. The bathrooms have been down for the entirety of last semester and this one.	1/25/2019 12:12 PM
273	Idk	1/25/2019 12:12 PM
274	Pretty easy, its old as shit and a lawsuit waiting to happen. Concessions, bathrooms, and tickets selling spacing are cramped and inefficient	1/25/2019 12:12 PM
275	This building is just a mess. No windows in classrooms. The staircase are atrocious. It's not exactly handicap friendly	1/25/2019 12:12 PM
276	I think Armstrong needs updated technology. I believe a tele-conference room (similar to MH208) would be beneficial in Armstrong. I also believe the classrooms themselves need to be updated. Some classrooms still have blackboards.	1/25/2019 12:12 PM
277	Really outdated	1/25/2019 12:11 PM
278	The bathrooms are deteriorating and can barely contain 3 people at times. The tiling is peeling, the wall is yellowed, and some bathroom stalls don't work. Additionally, there isn't enough room for all the classes.	1/25/2019 12:11 PM
279	The space is too crowded and small for our growing university, equipment is always in use and if we had a bigger space we could accommodate more students. If we could expand that would grow our service to students with bigger workout areas/cycling and group fitness studios, etc.	1/25/2019 12:11 PM
280	Its separated from campus, and how it is the worst building on campus.	1/25/2019 12:10 PM
281	There has been construction there since last summer. Could use better connections.	1/25/2019 12:10 PM

Results

Online Survey

MSU | Mankato Student Survey

282	Some of the equipment in the EPL, Automotive Lab, and also the MNCar lab is outdated. Considering dentistry, health sciences, etc just got a new building it would be nice for CSET to get an upgrade in some regard.	1/25/2019 12:10 PM
283	Very out dated. Needs more windows. Would be nice to have windows in most classrooms, would feel less cramped	1/25/2019 12:09 PM
284	Due to how outdated the stadium is for our caliber of a team	1/25/2019 12:09 PM
285	Many classrooms in the basement are quite cold The stairs are worn and have dips in them The bathrooms are cramped	1/25/2019 12:09 PM
286	In my opinion Trafton is hard to navigate. I'm not exactly sure why, but some of my friends agree that it is just generally hard to navigate. Everything looks the same and I feel that it's easy to get turned around.	1/25/2019 12:08 PM
287	Cuz it's confusing lol idk	1/25/2019 12:08 PM
288	Armstrong really needs new desks that I can actually fit all of my books on during class. Also, a place to sit and study before and after classes would be really nice.	1/25/2019 12:08 PM
289	Clearly outdated, could be utilized	1/25/2019 12:08 PM
290	Classrooms need to be tiered	1/25/2019 12:08 PM
291	Oldest and most used building that I can tell. Also 102 is like the worst lecture room ever	1/25/2019 12:08 PM
292	The stands are not safe, the stairs are way too steep, the press box and score board and the worst of any team in the NSIC, the grass field is not good for when playoff games are hosted in November and December, it needs turf. The sidelines are way too small. For such a successful team they deserve a nicer stadium. They're always in the conversation for making a National Championship run. And after consecutive 13-1 seasons, they deserve an upgrade	1/25/2019 12:07 PM
293	Just needs renovations such as AC or updated furniture	1/25/2019 12:07 PM
294	Maybe just a coat of paint and new radiators	1/25/2019 12:07 PM
295	It's old, the bathroom in the basement has bugs coming out of the toilet when it's wet. It's just not as welcoming or have the kind of flex space other buildings have here.	1/25/2019 12:06 PM
296	Something always seems to be going wrong	1/25/2019 12:06 PM
297	Needs to be upgraded, my High School stadium is nicer than it.	1/25/2019 12:06 PM
298	Not very many spaces to sit. Also too many students are being enrolled in classes leaving not enough seats.	1/25/2019 12:05 PM
299	NA	1/25/2019 12:05 PM
300	I spend most of my time in Armstrong hall and it seems it has not been updated in several years. It seems the University does not care about the environment in the basement. Nothing is up to date, our study space is basically a junk room, and sharing with the school psychology program as well, it is sometimes difficult to find space to work on homework. Updated work spaces are needed, updated classrooms, and more outlet space would be beneficial to the psychology department.	1/25/2019 12:05 PM
301	just an old building and it doesn't have room to study in or lounge around in because of limited seating	1/25/2019 12:04 PM
302	Everything is dirty	1/25/2019 12:04 PM
303	Part of the floor right as you walk in isn't covered so, it's a little worrying.	1/25/2019 12:04 PM
304	Because it's really old. But it doesn't matter you'd rather increase tuition to build a dome.	1/25/2019 12:04 PM
305	Old	1/25/2019 12:04 PM
306	Out date	1/25/2019 12:04 PM
307	I don't use many buildings	1/25/2019 12:04 PM
308	it hasn't been touched since the 1980s, safety concerns	1/25/2019 12:03 PM
309	Small rooms	1/25/2019 12:03 PM
310	A lot of it's classrooms are cramped and the seating is often messed up	1/25/2019 12:03 PM

Results

Online Survey

MSU | Mankato Student Survey

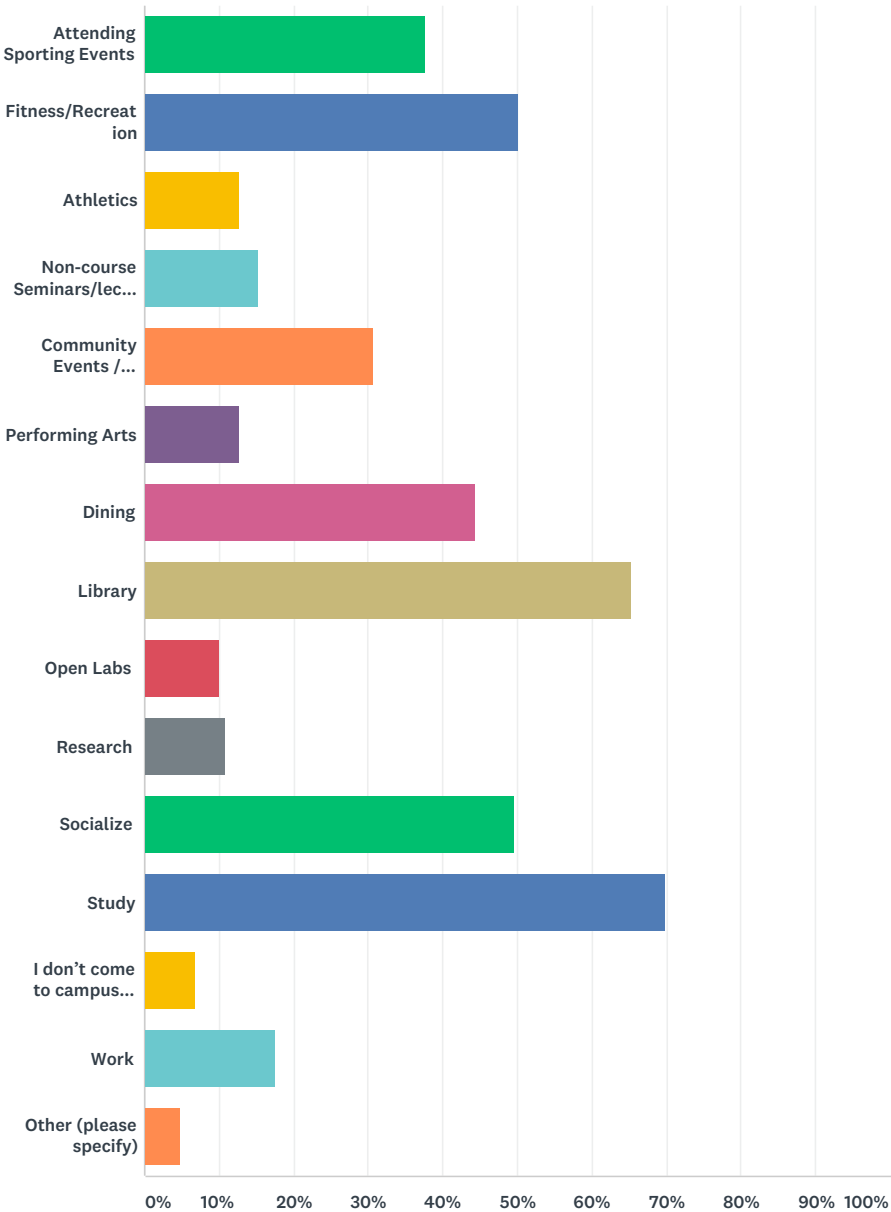
311	It is very old and would benefit from study areas similar to what Morris hall has. In Armstrong there are only a couple chairs to study at in the whole building.	1/25/2019 12:03 PM
312	It's outdated and needs more accommodations. A small student lounge would be nice. Updating classrooms and seating in those classrooms. The elevator is terrifying.	1/25/2019 12:03 PM
313	There should be an expansion to the rock wall. Just like the U of M. Another arch maybe for more lead routes.	1/25/2019 12:02 PM
314	There are MANY classrooms in trafton that still only have CHALKBOARDS. A lot of the rooms in trafton have very very bad acoustics so it's hard to hear the instructor.	1/25/2019 12:02 PM
315	The building is obviously old and has not been renovated. There is not enough room for staff and graduate students. The seating and tables in a large portion of the classrooms is awkward and uncomfortable.	1/25/2019 12:02 PM
316	Desks are uncomfortable to sit in. Often too hot or cold. Not aesthetically pleasing.	1/25/2019 12:02 PM
317	not enough space for art majors	1/25/2019 12:02 PM
318	There are no windows in the class rooms and it feels very Closter phobic.	1/25/2019 12:02 PM
319	The elevator is slow, there are rooms with no clocks, also I hate having class in rooms with no windows	1/25/2019 12:02 PM
320	Better bathrooms!	1/25/2019 12:02 PM
321	I had been told the plan was to make this a courtyard, so that would be nice to see.	1/25/2019 12:02 PM
322	Old, my high schools stadium was nicer!	1/25/2019 12:01 PM
323	Little bit run down	1/25/2019 12:01 PM
324	It's old	1/25/2019 12:01 PM
325	Our athletes need a better facility and the no shirt policy is just disrespectful to all of their hard work and positive outlook on this college.	1/25/2019 12:01 PM
326	Our football stadium doesn't look that great compared to a lot of other schools	1/25/2019 12:01 PM
327	Least focused on building in the entire school. Could use some major renovations for the arts students	1/25/2019 12:01 PM
328	Do not know	1/25/2019 12:01 PM
329	No ac	1/25/2019 12:01 PM
330	Smells like cigs	1/25/2019 12:01 PM
331	Would like more places to sit between classes	1/25/2019 12:01 PM
332	No sitting spots	1/25/2019 12:00 PM

Results
Online Survey

MSU | Mankato Student Survey

Q7 Outside of scheduled class, what do you use campus facilities for?
(select all that apply)

Answered: 329 Skipped: 64



ANSWER CHOICES	RESPONSES	
Attending Sporting Events	37.69%	124
Fitness/Recreation	50.15%	165

Results

Online Survey

MSU | Mankato Student Survey

Athletics	12.77%	42
Non-course Seminars/lectures	15.20%	50
Community Events / Engagement	30.70%	101
Performing Arts	12.77%	42
Dining	44.38%	146
Library	65.35%	215
Open Labs	10.03%	33
Research	10.94%	36
Socialize	49.54%	163
Study	69.91%	230
I don't come to campus outside of class	6.99%	23
Work	17.63%	58
Other (please specify)	4.86%	16
Total Respondents: 329		

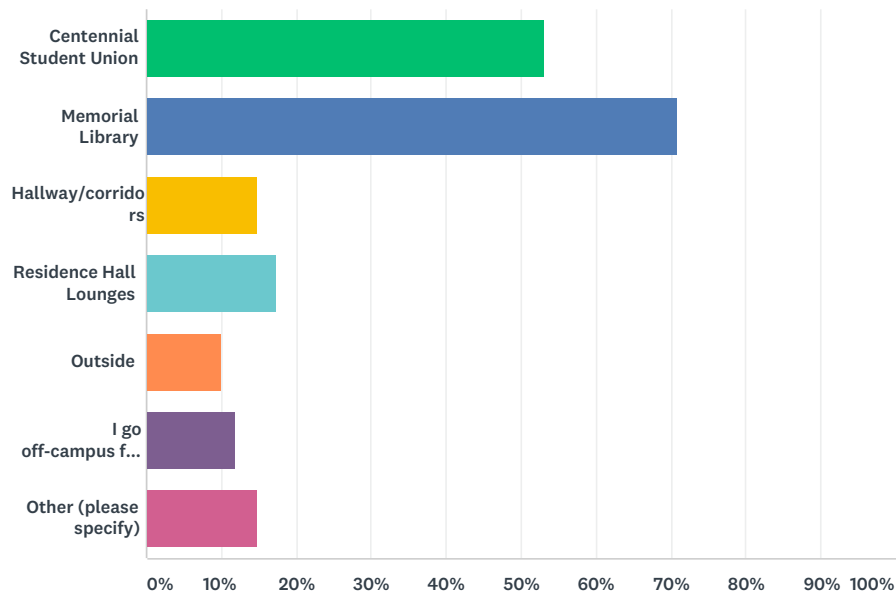
#	OTHER (PLEASE SPECIFY)	DATE
1	College club group meetings	1/29/2019 12:16 PM
2	In the past I have come to campus for community events, but nothing recently as I do not live around the area.	1/28/2019 9:19 AM
3	Mudworks club	1/27/2019 11:01 PM
4	i live here in the dorms	1/27/2019 4:26 PM
5	Get more then one step climber in gym	1/26/2019 10:52 PM
6	clubs	1/25/2019 6:56 PM
7	Academic support	1/25/2019 6:48 PM
8	Clubs and club events	1/25/2019 2:55 PM
9	I'm a community adviser so I take my residents to campus a lot to show them around and get them familiar. We also attend programs on campus	1/25/2019 2:48 PM
10	Clubs & student activities	1/25/2019 2:21 PM
11	Extracurriculars	1/25/2019 2:16 PM
12	Working in the studio	1/25/2019 1:15 PM
13	greek life events	1/25/2019 12:48 PM
14	Speech and Debate Practice	1/25/2019 12:33 PM
15	Extracurriculars	1/25/2019 12:33 PM
16	Atjletic competition as i am an athlete	1/25/2019 12:07 PM

Results
Online Survey

MSU | Mankato Student Survey

Q8 Outside of scheduled class, where do you do study or engage in group settings on campus?

Answered: 329 Skipped: 64



ANSWER CHOICES		RESPONSES	
Centennial Student Union		53.19%	175
Memorial Library		70.82%	233
Hallway/corridors		14.89%	49
Residence Hall Lounges		17.33%	57
Outside		10.03%	33
I go off-campus for group work		11.85%	39
Other (please specify)		14.89%	49
Total Respondents: 329			

#	OTHER (PLEASE SPECIFY)	DATE
1	PA Green Room	2/22/2019 2:27 AM
2	On-line only	2/5/2019 1:16 PM
3	Honors Office/Lounge	2/1/2019 2:56 PM
4	Trafton labs, Trafton class rooms, Nelson labs	1/29/2019 12:17 PM
5	CSBS graduate student space	1/28/2019 10:37 AM
6	Locker room.	1/28/2019 10:23 AM
7	Home	1/27/2019 10:32 PM
8	I study in my dorm.	1/27/2019 7:37 PM

Results

Online Survey

MSU | Mankato Student Survey

9	Trafton East, Myer's Field house, Ford Hall, or the new nursing building.	1/27/2019 7:34 PM
10	Science labs in Trafton S	1/27/2019 4:28 PM
11	my dorm room	1/27/2019 4:26 PM
12	Dorm rooms	1/27/2019 2:59 PM
13	Clinical Science Building	1/27/2019 12:49 PM
14	Weicking center	1/26/2019 10:53 PM
15	The theatre work shops	1/25/2019 11:18 PM
16	Ford Hall	1/25/2019 10:42 PM
17	Dorm rooms/Apartments	1/25/2019 8:36 PM
18	home	1/25/2019 8:33 PM
19	dining center, lobby, ostrander for movies	1/25/2019 6:50 PM
20	Trafton Science Center	1/25/2019 6:32 PM
21	Wiecking Center	1/25/2019 5:11 PM
22	Dorm Room	1/25/2019 4:37 PM
23	Dining Hall	1/25/2019 3:09 PM
24	campus halls	1/25/2019 2:18 PM
25	the AET labs in Nelson hall	1/25/2019 2:17 PM
26	Ford Hall and Clinical Sciences Building	1/25/2019 2:07 PM
27	Ford hall	1/25/2019 2:02 PM
28	Trafton, sometimes to study before a test so I don't have to go all the way to the CSU. Also it's quieter	1/25/2019 1:40 PM
29	my dorm	1/25/2019 1:23 PM
30	study area between trafton S and ford hall	1/25/2019 1:16 PM
31	Nelson hall rooms 148-150	1/25/2019 1:15 PM
32	I really like the area above Einstein's that overlooks Myers Field House	1/25/2019 1:11 PM
33	I don;t participate in campus activities because everything here is about money, I don;t feel like paying to go to games or events if i'm paying 4000+ a semester to be here.	1/25/2019 12:45 PM
34	The crossroads that connects MH to AH	1/25/2019 12:41 PM
35	Highland Center	1/25/2019 12:37 PM
36	Dorms	1/25/2019 12:37 PM
37	Clinical sciences	1/25/2019 12:35 PM
38	My room	1/25/2019 12:31 PM
39	Trafton Science Center South- 371	1/25/2019 12:24 PM
40	Clinical science building	1/25/2019 12:19 PM
41	I am a GA- and use my office in AH all of the time. I also use the Psych space in AH (29) a lot with my classmates to study.	1/25/2019 12:15 PM
42	7700 France Avenue, Edina	1/25/2019 12:14 PM
43	Taylor Center Caribou, Clinical Sciences Building nooks	1/25/2019 12:13 PM
44	Crossroads in Morris Hall	1/25/2019 12:12 PM
45	Armstong Hall 23	1/25/2019 12:05 PM
46	the non-tradition room	1/25/2019 12:05 PM
47	All classwork is online now.	1/25/2019 12:05 PM

Results
Online Survey

MSU | Mankato Student Survey

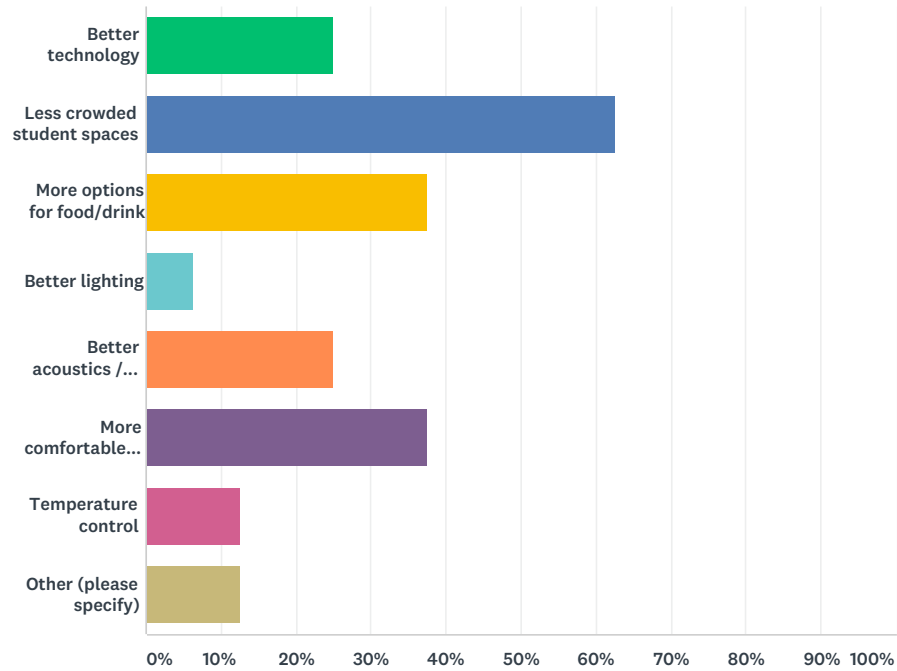
48	Armstrong	1/25/2019 12:05 PM
49	highland	1/25/2019 12:04 PM

Results
Online Survey

MSU | Mankato Student Survey

Q9 What changes would encourage you to stay on campus?

Answered: 16 Skipped: 377



ANSWER CHOICES		RESPONSES	
Better technology		25.00%	4
Less crowded student spaces		62.50%	10
More options for food/drink		37.50%	6
Better lighting		6.25%	1
Better acoustics / quieter		25.00%	4
More comfortable seating		37.50%	6
Temperature control		12.50%	2
Other (please specify)		12.50%	2
Total Respondents: 16			

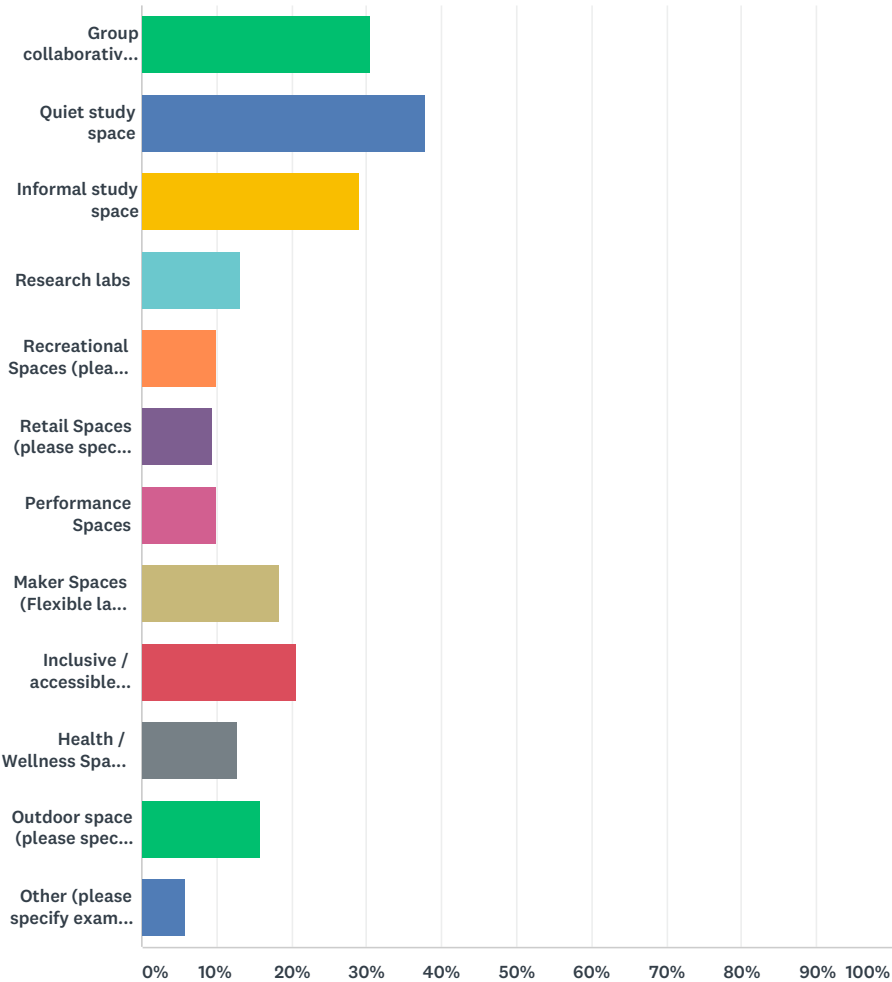
#	OTHER (PLEASE SPECIFY)	DATE
1	Nothing, I live out of town so inconvenient for me to stay on campus	2/6/2019 7:10 PM
2	Better parking	1/25/2019 12:42 PM

Results
Online Survey

MSU | Mankato Student Survey

Q10 What types of spaces would you like to see added to campus?
(select up to 3)

Answered: 320 Skipped: 73



ANSWER CHOICES	RESPONSES	
Group collaborative space	30.63%	98
Quiet study space	37.81%	121
Informal study space	29.06%	93
Research labs	13.13%	42
Recreational Spaces (please specify example below in comment field)	10.00%	32
Retail Spaces (please specify example below in comment field)	9.38%	30
Performance Spaces	10.00%	32

Results

Online Survey

MSU | Mankato Student Survey

Maker Spaces (Flexible lab space to explore, create, discover, etc.)	18.44%	59
Inclusive / accessible spaces, i.e. gender neutral restrooms, lactation rooms, prayer rooms, etc.	20.63%	66
Health / Wellness Space (please specify example below in comment field)	12.81%	41
Outdoor space (please specify example below in comment field)	15.94%	51
Other (please specify example below in comment field)	5.94%	19
Total Respondents: 320		

#	EXAMPLE (PLEASE SPECIFY)	DATE
1	Different food options, completely soundproof rooms	2/22/2019 2:29 AM
2	More space for fitness.	2/5/2019 6:26 PM
3	Unsure	2/5/2019 1:16 PM
4	Prayer rooms and adapted restrooms	1/30/2019 11:50 PM
5	Computer labs with programs that the class room computers have (so students can work without interrupting a class)	1/29/2019 12:18 PM
6	Make Chipotle accept dining dollars.	1/29/2019 11:44 AM
7	Less concrete outside, more trees, less mowable grass, spaces to sit that are not on concrete	1/28/2019 10:48 AM
8	better outside space to study (when weather permits)	1/28/2019 10:40 AM
9	graduate student center with SPSS, R on them, printing, places to conduct research and collaborative spaces with ability to project presentations and telepresentation	1/28/2019 10:38 AM
10	more green space - I want to be able to enjoy the outdoors while still on campus when the weather is nicer	1/28/2019 9:46 AM
11	Maybe a place for naps	1/28/2019 8:34 AM
12	It would be really fun to have a "community garden" on campus that is for MSU students or faculty. A student could be assigned a small plot if he or she wishes to garden. A lot of students live in apartments or dorms and don't have their own yards to even start a garden in.	1/28/2019 1:34 AM
13	somewhere outside specifically to study or hang out	1/27/2019 11:45 PM
14	Spaces for non traditional students	1/27/2019 10:33 PM
15	Outdoor lounge area with seating (utilize CSU fountain lawn and patio) MORE PARKING (I.e. PARKING GARAGE IN LOT 16 and free lot)	1/27/2019 8:45 PM
16	Another food choice option would be nice. Something local, or a chain	1/27/2019 8:42 PM
17	Maybe a walmart-like store with essentials and hygiene products would be a good idea to have on-campus. Especially since everything at barnes and noble is crazy expensive.	1/27/2019 7:38 PM
18	more for athletic room	1/27/2019 7:14 PM
19	An area with trees and just green space in general. It just feels like there's too much concrete and it makes it feel too critical.	1/27/2019 5:49 PM
20	Make the weight room bigger	1/27/2019 4:25 PM
21	just like a subway or burger king like fast food that we could get with our dining dollars if we were in a hurry	1/27/2019 3:29 PM
22	Indoor tennis courts, craft areas, and free pool tables	1/27/2019 3:23 PM
23	Chet's already is pretty convenient with all the little groceries, but maybe a miniature store purely for groceries would be even better. I really think we already have a lot of quality spaces on campus so I'm not really sure where else needs improvement!	1/27/2019 3:01 PM
24	more food options in CSU. Include frisbee golf, and other spaces that students can spend time outside	1/27/2019 2:35 PM
25	A bigger weight room would attract more students	1/27/2019 2:05 PM

Results

Online Survey

MSU | Mankato Student Survey

26	More nature	1/27/2019 1:56 PM
27	More tables	1/27/2019 1:14 PM
28	More weight room space, possibly into the Meyers Feild House	1/27/2019 12:52 PM
29	area to use to help you start a creative pathway- like a space to write or create a podcast	1/27/2019 12:04 PM
30	More room for male sculptures with tools like more saws, welding areas, and workspaces. More drawing rooms with larger desks than the one in the basement. More labs with better computers ie Wacom computers, Mack desktops, more digital drawing tablets. Nelson hall does not have any gender neutral bathrooms and I feel every building on campus should have at least one.	1/27/2019 10:01 AM
31	Get more couch seating in weicking. Get more than one step climber in gym. Stop spending money for just athletic stuff. A woodworking/metals shop would be cool	1/26/2019 10:55 PM
32	Undergraduate research labs, nap rooms	1/26/2019 8:40 PM
33	I'd like to see outdoor areas with more tables to converse with friends or study outside. Typically the tables there now are very full.	1/26/2019 12:56 PM
34	Perhaps A smaller gym space on the opposite side of campus to provide different opportunities for students to be more active.	1/26/2019 10:03 AM
35	Starbucks hello. Obviously.	1/26/2019 1:31 AM
36	I think more places like CSU would be nice. More food options close to easily available study spaces - other areas are too small	1/26/2019 12:47 AM
37	Bigger weight room.	1/25/2019 11:56 PM
38	better rec center facility	1/25/2019 9:13 PM
39	More facilities to do homework	1/25/2019 8:55 PM
40	When I come to campus, it seems like the grounds are not kept up very well. Areas need wood chips, grass is missing, sidewalks are cracked. Need more recycling bins outside.	1/25/2019 8:33 PM
41	Very big on inclusivity for all demographics. Making sure everywhere is accessible. A sun room or mini garden space to read in during winter.	1/25/2019 8:17 PM
42	i want more spaces to study and work out by myself	1/25/2019 7:59 PM
43	Fire pit!	1/25/2019 7:43 PM
44	Better facilities for the Arts & Humanities majors	1/25/2019 7:03 PM
45	a fun space for anyone to explore of what interests them afar from school reuirements.	1/25/2019 6:57 PM
46	More fields and gym space	1/25/2019 6:48 PM
47	Indoor space for intramural sports. Turf field.	1/25/2019 5:24 PM
48	I'd really like to see a proper prayer room for students who need it. I am aware of the reasoning behind not being able to give those students a room in the CSU, but I would like for there to be one in the future. Just a more proper and quite space for them would be really nice I think. It's important that international (as they are the ones who utilize the reflection space the most) students have the proper resources to live here comfortably.	1/25/2019 5:20 PM
49	More basketball courts, better access to IT tools	1/25/2019 4:58 PM
50	new football stadium	1/25/2019 4:48 PM
51	More athletic/recreation areas	1/25/2019 4:45 PM
52	A lawn for relaxing on, more nature elements	1/25/2019 4:38 PM
53	Anything that would bring more music to Mankato, a midsize music venue 500-1000 capacity	1/25/2019 4:28 PM
54	Open meditation/calming rooms (Health/wellness), outdoor lounge/study spaces with tables, seating, umbrellas for sun, etc.	1/25/2019 4:26 PM
55	informal - spaces like the Lincoln lounge are really good. maker - this would be really good for people in harder more hands-on science classes like anatomy and biochem. Inclusive - gender neutral restrooms would be great. family rest rooms for students with kids	1/25/2019 4:08 PM

Results

Online Survey

MSU | Mankato Student Survey

56	Outdoor park like setting with benches or picnic tables. More trees. Gazebo somewhere central. Greenhouse-like study area	1/25/2019 4:08 PM
57	Sitting spots outside for a nice dinner by dining center, and resident communities. Trails behind Julia Sears and looping to the north with cleared areas for covered picnics along the way	1/25/2019 3:57 PM
58	Something to explore other interest of study or hobbies	1/25/2019 3:20 PM
59	outdoor seating	1/25/2019 3:17 PM
60	Convenience store	1/25/2019 3:15 PM
61	Sauna	1/25/2019 3:14 PM
62	Film study labs/studios	1/25/2019 3:04 PM
63	more to look at outside, stress relievers outside activities that you can take a break at, or more areas to sit down and do homework, i have many different genders of friends and gender neutral bathrooms would be awesome	1/25/2019 3:00 PM
64	MORE PARKING.	1/25/2019 2:49 PM
65	A dome or fieldhouse	1/25/2019 2:48 PM
66	spa	1/25/2019 2:36 PM
67	Ideally dogs would be involved.	1/25/2019 2:34 PM
68	Retail space (think gas station or small supply store) in the CSU or other common area would be ideal for students on the go, who don't want to go to the res halls and go to Chet's (very out of the way). Outdoor recreational spaces other than the volleyball courts would be ideal, because students that don't live on campus don't really have access to those. It would also be cool if the university employed health/wellness staff accessible by all students for those wanting to improve their health/wellness while in college	1/25/2019 2:24 PM
69	i think there should be another weight room where women feel comfortable working out.	1/25/2019 2:21 PM
70	A nice garden type of area would be really nice during warm weather, or even an indoor garden study space. Also a meditation space would be nice.	1/25/2019 2:20 PM
71	I would like to see seating in grass areas for when the weather is nice.	1/25/2019 2:20 PM
72	More places like the bullpen. Maybe add a space like the bullpen in the res halls so students have a reason to meet others etc.	1/25/2019 2:17 PM
73	inclusive desks to people that have fat on their body	1/25/2019 1:53 PM
74	Theres not enough maker spaces in Nelson and we need more spaces like the prayer space by the Women's Center in the CSU-zen quiet spaces	1/25/2019 1:51 PM
75	Coffee shop/snack bar in trafton	1/25/2019 1:40 PM
76	More space to workout in to create a better floor planand more grad areas outside to lounge on and do homework.	1/25/2019 1:33 PM
77	private rooms to workout in	1/25/2019 1:29 PM
78	there are outdoor places, but I think students could benefit from more tables around campus not just benches.	1/25/2019 1:29 PM
79	More of an actual park on campus.	1/25/2019 1:18 PM
80	Close the the maker space, an art department that is fully loaded.	1/25/2019 1:16 PM
81	It would be really cool to have a greenhouse-type area for studying where students could surround themselves with plants and natural sunlight	1/25/2019 1:13 PM
82	The weight lifting area in Otto is very small and the layout makes it difficult for a larger group of people to work out. While this may be difficult to change, there are a lot of guys who work out in that area rather than women which makes man women feel uncomfortable and they then workout upstairs in the corners. So making it a larger area would help fix that issue in my opinion	1/25/2019 1:09 PM
83	Garden area with flowers, water, benches, and trees.	1/25/2019 1:08 PM
84	hot tub	1/25/2019 1:08 PM

Results

Online Survey

MSU | Mankato Student Survey

85	More basketball courts	1/25/2019 1:04 PM
86	Rooms that are actually isolated one-person rooms, closed-off and reserved for studying. Because "quiet floors" are never EVER actually quiet. Something like the cubbies in the basement of the library would be good, because those are always in really high demand.	1/25/2019 12:54 PM
87	For sporting events like basketball there should be a merchandise stand or store for people. Also extended hours for the bookstore on family weekend.	1/25/2019 12:54 PM
88	A new gym. The one on campus sucks, I dread going to the gym because of how cheap and poorly designed it is. Also needs a stream shower like lifetime.	1/25/2019 12:53 PM
89	I think adding an outdoor garden with flowers for bees and birds would be cool!	1/25/2019 12:52 PM
90	place to tan and just hangout outside, kinda can in front of performing arts but it's small for the entire campus	1/25/2019 12:49 PM
91	More outdoor seating with tables	1/25/2019 12:44 PM
92	Places with couches that are quiet	1/25/2019 12:40 PM
93	more parking closer to campus	1/25/2019 12:40 PM
94	For retail spaces it would be nice to have nutritional snacks or bring in a local nutrition store into the CSU to provide protein shakes, healthier snack options and BANG energy drinks	1/25/2019 12:39 PM
95	lounges for students who are not part of a any community but still want to make friends and me social; more prayer rooms across campus; a women's only gym (for muslim women who do not want to work out with a headscarf and so they are given the freedom to take it off at an all women's gym);	1/25/2019 12:39 PM
96	Winter can be long in Minnesota. The events become repetitive and you end up never leaving your dorm	1/25/2019 12:38 PM
97	Retail-if there were more healthy options to buy food for in between classes spread amongst buildings. Health/wellness-indoor turf for rec use	1/25/2019 12:38 PM
98	The speech team always needs spaces to pratice and preform, and our campus could stand to be more accessible to everyone.	1/25/2019 12:38 PM
99	An on-campus grocery store would be nice, for the dorms. Somewhere to get fresh produce and healthier food.	1/25/2019 12:36 PM
100	Lactation rooms	1/25/2019 12:36 PM
101	add more food places, have more outside seating/games to play outside (big chess), more flowers	1/25/2019 12:31 PM
102	We need individual one time use napping areas.	1/25/2019 12:27 PM
103	(see other question)	1/25/2019 12:23 PM
104	a starbucks would be nice or another food area for a small coffee shop would be nice near armstrong/nelson	1/25/2019 12:22 PM
105	A nap area where personal items will be kept safe while students nap in comfortable chairs	1/25/2019 12:21 PM
106	Retail spaces could include a starbucks, convenience areq, a cvs/wagreens dor medical.	1/25/2019 12:21 PM
107	the spaces are fine i guess but can we have some walls, please? tall plants? i want to sit down with a little privacy	1/25/2019 12:21 PM
108	There are some creative things on campus, such as the 3D printers, but the hours are so limited that we need more places to go if we need to 3D print something after dinner.	1/25/2019 12:17 PM
109	More restaurants or shopping close to campus would be great.	1/25/2019 12:16 PM
110	Nap pods(not joking). An expanded recreation center with a bigger weightroom. Racquetball courts in the same facility as the rec center.	1/25/2019 12:16 PM
111	None. Does not affect me.	1/25/2019 12:14 PM
112	There needs to be places for people with unusual religions to practice their beliefs	1/25/2019 12:14 PM
113	more food options, a Starbucks	1/25/2019 12:13 PM
114	Expanded weight room, cycling studios, indoor turf areas,	1/25/2019 12:13 PM

Results

Online Survey

MSU | Mankato Student Survey

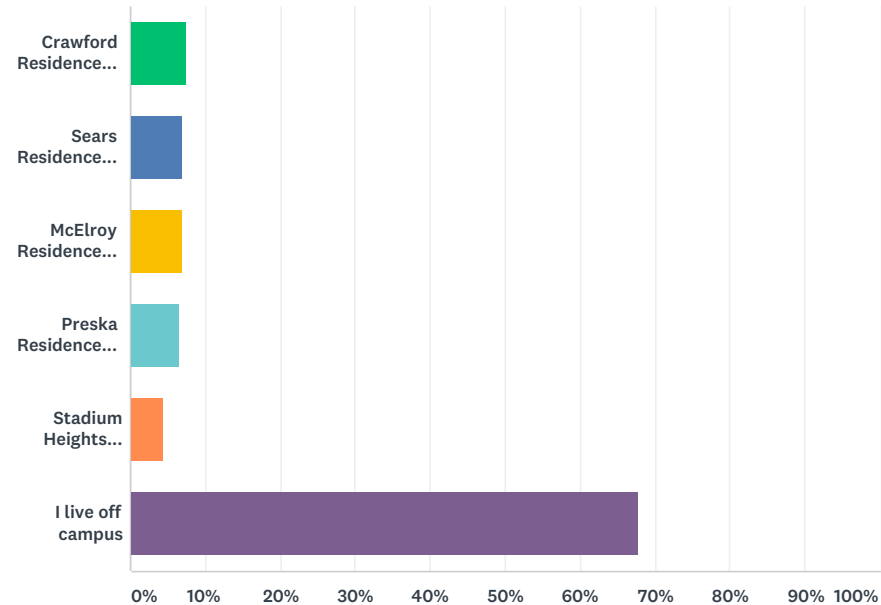
115	ldk	1/25/2019 12:13 PM
116	Laser engraver, cnc machines, 3d printers, etc	1/25/2019 12:13 PM
117	More places to sit outside when the weather is nice to work on homework.	1/25/2019 12:11 PM
118	NA	1/25/2019 12:10 PM
119	More resturants catering to international students, the health services seems really ostrisized	1/25/2019 12:10 PM
120	More outdoor seating areas	1/25/2019 12:09 PM
121	Perhaps a more dedicated grocery/convenience store.	1/25/2019 12:09 PM
122	New football stadium	1/25/2019 12:09 PM
123	More places for groups to be verusus the rooms on the quiet floors in the library	1/25/2019 12:08 PM
124	more up to date benches for comfortable seating outside would be great in the warm months. Maybe some seating around the fountain as well.	1/25/2019 12:08 PM
125	More places around campus in the hallways to study.	1/25/2019 12:07 PM
126	More lounge spaces	1/25/2019 12:07 PM
127	Quit taking away the green space that is already there.	1/25/2019 12:06 PM
128	space for non-tradition students	1/25/2019 12:06 PM
129	more space for the artists on campus to explore their own work and show it	1/25/2019 12:05 PM
130	Outdoor study area when it is nice outside	1/25/2019 12:05 PM
131	Please improve the quality of classrooms before trying to make new buildings or anything. The classrooms should come before!	1/25/2019 12:05 PM
132	More rock wall.	1/25/2019 12:04 PM
133	Some retail stores on campus might make things easier sowe don't have to take the bus to target all the time	1/25/2019 12:03 PM
134	New football field	1/25/2019 12:03 PM
135	Trans people are not included with current restroom situation and this campus needs to outwardly support lgbt community more than just the lgbt center	1/25/2019 12:03 PM
136	Upgrade and expand campus gym most people get memberships to gyms off canpus	1/25/2019 12:02 PM
137	N/a	1/25/2019 12:01 PM

Results
Online Survey

MSU | Mankato Student Survey

Q11 Which on campus residential community do you currently belong to?

Answered: 320 Skipped: 73



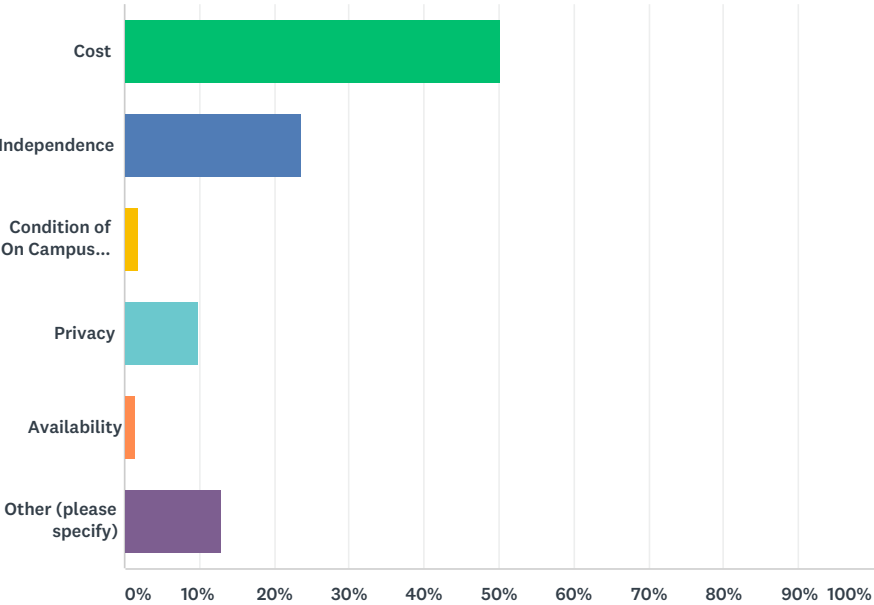
ANSWER CHOICES	RESPONSES	
Crawford Residence Community	7.50%	24
Sears Residence Community	6.88%	22
McElroy Residence Community	6.88%	22
Preska Residence Community	6.56%	21
Stadium Heights Residence Community	4.38%	14
I live off campus	67.81%	217
TOTAL		320

Results
Online Survey

MSU | Mankato Student Survey

Q12 What primary reason led you to living off campus?

Answered: 215 Skipped: 178



ANSWER CHOICES		RESPONSES	
Cost		50.23%	108
Independence		23.72%	51
Condition of On Campus Residential Communities		1.86%	4
Privacy		9.77%	21
Availability		1.40%	3
Other (please specify)		13.02%	28
TOTAL			215

#	OTHER (PLEASE SPECIFY)	DATE
1	non-traditional student	2/1/2019 10:33 AM
2	Privacy, cost, independence, and campus conditions	1/30/2019 11:52 PM
3	I'm a non-traditional student which this university ignores the needs of	1/28/2019 10:49 AM
4	Family life	1/27/2019 4:27 PM
5	My parents live 5 minutes away from campus	1/27/2019 12:05 PM
6	I am a remote student that does not live in Mankato	1/26/2019 10:38 PM
7	Single mother	1/26/2019 8:40 PM
8	Grad student, completing online courses	1/25/2019 8:34 PM
9	My parents live 15 miles away and I'm waiting to move in with my boyfriend. Also the cost is crazy high	1/25/2019 6:58 PM

Results

Online Survey

MSU | Mankato Student Survey

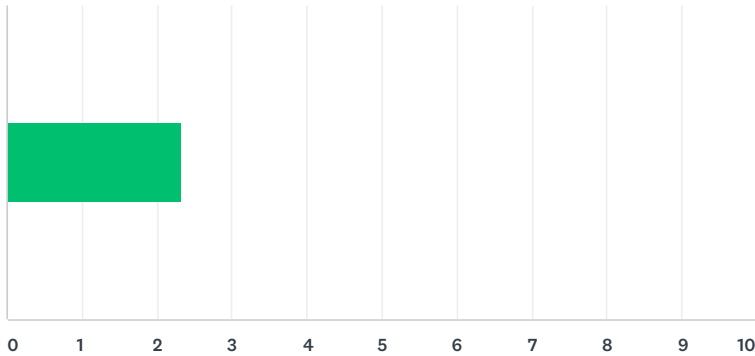
10	Grad student and living with significant other	1/25/2019 5:20 PM
11	All of the above. Living on campus is not affordable or pleasurable	1/25/2019 4:29 PM
12	BOTH cost and conditions it would be great to live on campus but when you make calculations it is WAY cheaper to live off campus	1/25/2019 3:01 PM
13	I'm a non traditional student. Living on campus at 27 would be weird.	1/25/2019 2:03 PM
14	Cost and privacy	1/25/2019 1:41 PM
15	Live with friends off campus	1/25/2019 1:17 PM
16	Dorm rooms are tiny.	1/25/2019 1:12 PM
17	The restrictions of dorm life	1/25/2019 1:12 PM
18	Both cost and Condition were an issue for me. I know that McElroy is currently being renovated but the conditions when I lived there were the worst. And while it was the worst community, it still cost more than living off campus, where most people pay at least \$1000 less to have a full kitchen, air conditioning, in unit washer/dryer, etc.	1/25/2019 1:11 PM
19	The students on campus are loud and Community Advisers don't control their rudeness inside the dorm rooms.	1/25/2019 1:06 PM
20	All of the above	1/25/2019 12:57 PM
21	All of the above	1/25/2019 12:48 PM
22	Old and married	1/25/2019 12:36 PM
23	all of the above	1/25/2019 12:31 PM
24	I want to cook my own food	1/25/2019 12:22 PM
25	I'm old	1/25/2019 12:20 PM
26	I am married and have children	1/25/2019 12:16 PM
27	I am a non-tradition student	1/25/2019 12:06 PM
28	I'm a single mom.	1/25/2019 12:06 PM

Results
Online Survey

MSU | Mankato Student Survey

Q13 Please rate the overall quality of technology within MSU Mankato Facilities. Why?

Answered: 312 Skipped: 81



ANSWER CHOICES	AVERAGE NUMBER	TOTAL NUMBER	RESPONSES
	2	726	312
Total Respondents: 312			

#		DATE
1	3	2/22/2019 2:30 AM
2	2	2/7/2019 5:08 PM
3	4	2/6/2019 7:11 PM
4	1	2/5/2019 6:28 PM
5	3	2/5/2019 4:07 PM
6	2	2/5/2019 1:17 PM
7	3	2/4/2019 5:00 PM
8	5	2/3/2019 9:06 PM
9	2	2/1/2019 2:59 PM
10	3	2/1/2019 10:33 AM
11	2	1/30/2019 11:54 PM
12	3	1/29/2019 8:08 PM
13	2	1/29/2019 12:24 PM
14	2	1/29/2019 11:44 AM
15	1	1/28/2019 5:27 PM
16	3	1/28/2019 10:50 AM
17	1	1/28/2019 10:41 AM
18	2	1/28/2019 10:40 AM
19	2	1/28/2019 10:25 AM
20	2	1/28/2019 10:25 AM
21	3	1/28/2019 9:47 AM

Results

Online Survey

MSU | Mankato Student Survey

22	4	1/28/2019 8:36 AM
23	1	1/28/2019 1:35 AM
24	0	1/27/2019 11:46 PM
25	1	1/27/2019 11:04 PM
26	2	1/27/2019 10:33 PM
27	4	1/27/2019 10:21 PM
28	2	1/27/2019 9:45 PM
29	3	1/27/2019 9:12 PM
30	3	1/27/2019 8:46 PM
31	3	1/27/2019 8:45 PM
32	3	1/27/2019 8:25 PM
33	0	1/27/2019 7:39 PM
34	2	1/27/2019 7:36 PM
35	1	1/27/2019 7:27 PM
36	2	1/27/2019 7:15 PM
37	4	1/27/2019 6:55 PM
38	1	1/27/2019 5:50 PM
39	1	1/27/2019 4:55 PM
40	2	1/27/2019 4:31 PM
41	4	1/27/2019 4:29 PM
42	2	1/27/2019 4:28 PM
43	2	1/27/2019 4:27 PM
44	2	1/27/2019 3:30 PM
45	4	1/27/2019 3:24 PM
46	0	1/27/2019 3:06 PM
47	1	1/27/2019 3:02 PM
48	2	1/27/2019 2:36 PM
49	1	1/27/2019 2:06 PM
50	2	1/27/2019 1:56 PM
51	2	1/27/2019 1:15 PM
52	3	1/27/2019 12:53 PM
53	5	1/27/2019 12:05 PM
54	4	1/27/2019 10:03 AM
55	1	1/27/2019 6:47 AM
56	2	1/27/2019 2:44 AM
57	1	1/27/2019 12:14 AM
58	2	1/26/2019 11:23 PM
59	2	1/26/2019 10:56 PM
60	4	1/26/2019 10:39 PM
61	1	1/26/2019 8:41 PM
62	3	1/26/2019 8:41 PM

Results

Online Survey

MSU | Mankato Student Survey

63	3	1/26/2019 7:52 PM
64	1	1/26/2019 7:42 PM
65	1	1/26/2019 7:10 PM
66	4	1/26/2019 7:04 PM
67	2	1/26/2019 5:47 PM
68	3	1/26/2019 1:01 PM
69	3	1/26/2019 12:06 PM
70	1	1/26/2019 11:31 AM
71	1	1/26/2019 10:04 AM
72	2	1/26/2019 1:31 AM
73	1	1/26/2019 12:49 AM
74	4	1/26/2019 12:44 AM
75	2	1/25/2019 11:57 PM
76	3	1/25/2019 11:21 PM
77	3	1/25/2019 11:01 PM
78	2	1/25/2019 10:46 PM
79	2	1/25/2019 10:45 PM
80	2	1/25/2019 10:44 PM
81	4	1/25/2019 10:24 PM
82	3	1/25/2019 9:31 PM
83	4	1/25/2019 9:13 PM
84	1	1/25/2019 9:12 PM
85	4	1/25/2019 8:56 PM
86	3	1/25/2019 8:52 PM
87	2	1/25/2019 8:44 PM
88	4	1/25/2019 8:34 PM
89	3	1/25/2019 8:20 PM
90	1	1/25/2019 8:18 PM
91	2	1/25/2019 7:59 PM
92	1	1/25/2019 7:50 PM
93	5	1/25/2019 7:44 PM
94	2	1/25/2019 7:05 PM
95	2	1/25/2019 7:00 PM
96	2	1/25/2019 6:58 PM
97	1	1/25/2019 6:55 PM
98	3	1/25/2019 6:49 PM
99	2	1/25/2019 6:48 PM
100	3	1/25/2019 6:33 PM
101	2	1/25/2019 5:54 PM
102	1	1/25/2019 5:49 PM
103	1	1/25/2019 5:28 PM

Results

Online Survey

MSU | Mankato Student Survey

104	1	1/25/2019 5:25 PM
105	2	1/25/2019 5:23 PM
106	2	1/25/2019 5:22 PM
107	4	1/25/2019 5:20 PM
108	2	1/25/2019 5:13 PM
109	5	1/25/2019 5:05 PM
110	0	1/25/2019 5:03 PM
111	1	1/25/2019 5:02 PM
112	3	1/25/2019 5:01 PM
113	4	1/25/2019 4:54 PM
114	3	1/25/2019 4:49 PM
115	3	1/25/2019 4:46 PM
116	2	1/25/2019 4:46 PM
117	1	1/25/2019 4:40 PM
118	4	1/25/2019 4:39 PM
119	2	1/25/2019 4:39 PM
120	3	1/25/2019 4:36 PM
121	2	1/25/2019 4:33 PM
122	1	1/25/2019 4:31 PM
123	0	1/25/2019 4:30 PM
124	3	1/25/2019 4:30 PM
125	2	1/25/2019 4:29 PM
126	2	1/25/2019 4:28 PM
127	2	1/25/2019 4:27 PM
128	0	1/25/2019 4:09 PM
129	3	1/25/2019 4:08 PM
130	3	1/25/2019 3:59 PM
131	3	1/25/2019 3:59 PM
132	3	1/25/2019 3:55 PM
133	4	1/25/2019 3:54 PM
134	2	1/25/2019 3:51 PM
135	1	1/25/2019 3:49 PM
136	1	1/25/2019 3:46 PM
137	3	1/25/2019 3:44 PM
138	0	1/25/2019 3:44 PM
139	2	1/25/2019 3:35 PM
140	1	1/25/2019 3:21 PM
141	1	1/25/2019 3:20 PM
142	2	1/25/2019 3:18 PM
143	2	1/25/2019 3:16 PM
144	0	1/25/2019 3:15 PM

Results

Online Survey

MSU | Mankato Student Survey

145	1	1/25/2019 3:13 PM
146	3	1/25/2019 3:12 PM
147	5	1/25/2019 3:11 PM
148	4	1/25/2019 3:04 PM
149	1	1/25/2019 3:01 PM
150	4	1/25/2019 2:57 PM
151	1	1/25/2019 2:52 PM
152	3	1/25/2019 2:51 PM
153	4	1/25/2019 2:50 PM
154	0	1/25/2019 2:48 PM
155	1	1/25/2019 2:45 PM
156	4	1/25/2019 2:40 PM
157	0	1/25/2019 2:36 PM
158	1	1/25/2019 2:35 PM
159	2	1/25/2019 2:27 PM
160	3	1/25/2019 2:26 PM
161	2	1/25/2019 2:22 PM
162	1	1/25/2019 2:21 PM
163	1	1/25/2019 2:21 PM
164	3	1/25/2019 2:19 PM
165	2	1/25/2019 2:19 PM
166	3	1/25/2019 2:18 PM
167	2	1/25/2019 2:13 PM
168	3	1/25/2019 2:12 PM
169	1	1/25/2019 2:10 PM
170	3	1/25/2019 2:10 PM
171	3	1/25/2019 2:07 PM
172	3	1/25/2019 2:07 PM
173	1	1/25/2019 2:04 PM
174	4	1/25/2019 1:57 PM
175	3	1/25/2019 1:54 PM
176	3	1/25/2019 1:51 PM
177	4	1/25/2019 1:50 PM
178	1	1/25/2019 1:42 PM
179	1	1/25/2019 1:41 PM
180	1	1/25/2019 1:41 PM
181	2	1/25/2019 1:35 PM
182	2	1/25/2019 1:34 PM
183	3	1/25/2019 1:31 PM
184	1	1/25/2019 1:30 PM
185	0	1/25/2019 1:30 PM

Results

Online Survey

MSU | Mankato Student Survey

186	4	1/25/2019 1:29 PM
187	3	1/25/2019 1:27 PM
188	3	1/25/2019 1:25 PM
189	2	1/25/2019 1:24 PM
190	4	1/25/2019 1:21 PM
191	1	1/25/2019 1:19 PM
192	2	1/25/2019 1:19 PM
193	4	1/25/2019 1:18 PM
194	2	1/25/2019 1:17 PM
195	4	1/25/2019 1:15 PM
196	2	1/25/2019 1:14 PM
197	4	1/25/2019 1:13 PM
198	1	1/25/2019 1:12 PM
199	3	1/25/2019 1:11 PM
200	2	1/25/2019 1:10 PM
201	1	1/25/2019 1:09 PM
202	2	1/25/2019 1:08 PM
203	1	1/25/2019 1:08 PM
204	3	1/25/2019 1:07 PM
205	2	1/25/2019 1:06 PM
206	3	1/25/2019 1:04 PM
207	4	1/25/2019 1:04 PM
208	3	1/25/2019 1:00 PM
209	2	1/25/2019 1:00 PM
210	2	1/25/2019 12:58 PM
211	3	1/25/2019 12:57 PM
212	2	1/25/2019 12:56 PM
213	4	1/25/2019 12:54 PM
214	0	1/25/2019 12:54 PM
215	1	1/25/2019 12:52 PM
216	3	1/25/2019 12:52 PM
217	3	1/25/2019 12:50 PM
218	3	1/25/2019 12:48 PM
219	4	1/25/2019 12:46 PM
220	2	1/25/2019 12:45 PM
221	4	1/25/2019 12:42 PM
222	3	1/25/2019 12:41 PM
223	3	1/25/2019 12:40 PM
224	1	1/25/2019 12:40 PM
225	1	1/25/2019 12:40 PM
226	1	1/25/2019 12:40 PM

Results

Online Survey

MSU | Mankato Student Survey

227	4	1/25/2019 12:39 PM
228	1	1/25/2019 12:39 PM
229	3	1/25/2019 12:38 PM
230	3	1/25/2019 12:37 PM
231	3	1/25/2019 12:37 PM
232	4	1/25/2019 12:37 PM
233	1	1/25/2019 12:36 PM
234	2	1/25/2019 12:33 PM
235	2	1/25/2019 12:33 PM
236	4	1/25/2019 12:32 PM
237	2	1/25/2019 12:32 PM
238	4	1/25/2019 12:32 PM
239	2	1/25/2019 12:31 PM
240	3	1/25/2019 12:30 PM
241	4	1/25/2019 12:30 PM
242	2	1/25/2019 12:28 PM
243	1	1/25/2019 12:26 PM
244	3	1/25/2019 12:26 PM
245	4	1/25/2019 12:26 PM
246	3	1/25/2019 12:25 PM
247	2	1/25/2019 12:25 PM
248	3	1/25/2019 12:24 PM
249	2	1/25/2019 12:24 PM
250	3	1/25/2019 12:23 PM
251	2	1/25/2019 12:22 PM
252	2	1/25/2019 12:22 PM
253	3	1/25/2019 12:21 PM
254	2	1/25/2019 12:19 PM
255	2	1/25/2019 12:18 PM
256	3	1/25/2019 12:18 PM
257	3	1/25/2019 12:17 PM
258	2	1/25/2019 12:17 PM
259	3	1/25/2019 12:15 PM
260	1	1/25/2019 12:15 PM
261	1	1/25/2019 12:15 PM
262	3	1/25/2019 12:14 PM
263	3	1/25/2019 12:14 PM
264	2	1/25/2019 12:14 PM
265	1	1/25/2019 12:13 PM
266	3	1/25/2019 12:13 PM
267	2	1/25/2019 12:13 PM

Results

Online Survey

MSU | Mankato Student Survey

268	3	1/25/2019 12:12 PM
269	3	1/25/2019 12:12 PM
270	5	1/25/2019 12:12 PM
271	3	1/25/2019 12:12 PM
272	0	1/25/2019 12:11 PM
273	1	1/25/2019 12:11 PM
274	2	1/25/2019 12:11 PM
275	3	1/25/2019 12:11 PM
276	0	1/25/2019 12:11 PM
277	2	1/25/2019 12:10 PM
278	4	1/25/2019 12:10 PM
279	4	1/25/2019 12:10 PM
280	1	1/25/2019 12:10 PM
281	2	1/25/2019 12:10 PM
282	4	1/25/2019 12:09 PM
283	3	1/25/2019 12:09 PM
284	2	1/25/2019 12:09 PM
285	2	1/25/2019 12:09 PM
286	1	1/25/2019 12:08 PM
287	4	1/25/2019 12:08 PM
288	4	1/25/2019 12:07 PM
289	3	1/25/2019 12:07 PM
290	3	1/25/2019 12:07 PM
291	3	1/25/2019 12:07 PM
292	3	1/25/2019 12:07 PM
293	2	1/25/2019 12:07 PM
294	3	1/25/2019 12:06 PM
295	2	1/25/2019 12:06 PM
296	1	1/25/2019 12:06 PM
297	3	1/25/2019 12:05 PM
298	2	1/25/2019 12:05 PM
299	2	1/25/2019 12:05 PM
300	3	1/25/2019 12:04 PM
301	2	1/25/2019 12:04 PM
302	3	1/25/2019 12:04 PM
303	2	1/25/2019 12:04 PM
304	1	1/25/2019 12:04 PM
305	2	1/25/2019 12:04 PM
306	3	1/25/2019 12:03 PM
307	4	1/25/2019 12:03 PM
308	1	1/25/2019 12:03 PM

Results

Online Survey

MSU | Mankato Student Survey

309	4	1/25/2019 12:03 PM
310	2	1/25/2019 12:03 PM
311	1	1/25/2019 12:03 PM
312	2	1/25/2019 12:02 PM

Results

Online Survey

MSU | Mankato Student Survey

Q14 Why?

Answered: 312 Skipped: 81

#	RESPONSES	DATE
1	It's fine. Could use more printers in some spaces though.	2/22/2019 2:30 AM
2	Receptive to needs and stays on top of trends. Would be 1, but student staff need more training in dealing with clients as to not be rude or treat them like they're stupid.	2/7/2019 5:08 PM
3	Computers are really slow	2/6/2019 7:11 PM
4	It's surprisingly advanced for a smaller school with lots of opportunities, but still does not quite match other high budget schools.	2/5/2019 6:28 PM
5	the printers are down a lot the computers are really slow outside of the library the internet is always kicking people off on MavNet encrypted	2/5/2019 4:07 PM
6	NA	2/5/2019 1:17 PM
7	Majority of the computers have the programs on them that I need.	2/4/2019 5:00 PM
8	Simulation labs for nursing	2/3/2019 9:06 PM
9	It works. We don't need to have super-high-tech (non-research) technology because what we have right now works.	2/1/2019 2:59 PM
10	dont use much	2/1/2019 10:33 AM
11	There is a more up to date technology available	1/30/2019 11:54 PM
12	Wifi could be better and actually work from building to building while staying connected	1/29/2019 8:08 PM
13	Computes in TC 106; some work, some don't, they usually need updates (when you turn them on - don't update over night) (which makes us fall behind in class), they are slow, some stations have a screen but no computer system. The printer is always getting jammed or not connected. Some programs, like Creo, are up to date and students have full access, but other programs, like MiniTab, students can use on campus only, and have limited access. There aren't many TV's or digital boards in Trafton or Nelson at all	1/29/2019 12:24 PM
14	could have cooler stuff but we have most everything.	1/29/2019 11:44 AM
15	I've never had any issues, except for the wifi dropping out and being sketchy	1/28/2019 5:27 PM
16	Technology isn't consistent quality in all buildings. Often, we have difficulty getting videos and some display equipment to work in all classrooms	1/28/2019 10:50 AM
17	easily accessible computers	1/28/2019 10:41 AM
18	Printers are often off colored, it would be nice to have more customizable options for the printer (i.e. staples), computers lack programing on them that are important for success for graduate students (SPSS). Ways to contact/request things are antiquated and often unfruitful.	1/28/2019 10:40 AM
19	Sometimes the online systems get bogged down and it slows down my laptop.	1/28/2019 10:25 AM
20	It's good for what it does. Which is to pull up powerpoint slides. But I wouldn't be able to download anything off of this wifi reasonably	1/28/2019 10:25 AM
21	MavPrint seems to break a lot. The computers aren't always updated or running well. They could all use some more attention	1/28/2019 9:47 AM
22	I enjoy all of the new tech our school has and I cannot think of anything we need.	1/28/2019 8:36 AM
23	I've never had any issues with a lack of technology on campus.	1/28/2019 1:35 AM
24	everything works fine normally	1/27/2019 11:46 PM
25	It's pretty good but there are still some people on campus that insist on outdated stuff, like mavdisk	1/27/2019 11:04 PM
26	na	1/27/2019 10:33 PM

Results

Online Survey

MSU | Mankato Student Survey

27	n/a	1/27/2019 10:21 PM
28	Each classroom seems to have everything you could ever need	1/27/2019 9:45 PM
29	The wifi doesn't always work and is slow connecting to my computer.	1/27/2019 9:12 PM
30	Slow internet and technology in classroom could be updated	1/27/2019 8:46 PM
31	Printers should be available more often. I don't like having to walk forever to find one that works other than the library.	1/27/2019 8:45 PM
32	Mavprint is annoying, things that I send sometimes don't show up. The computers can be very slow when logging on. D2L is useful	1/27/2019 8:25 PM
33	I haven't had any problems with the wifi or facilities.	1/27/2019 7:39 PM
34	Depends on where you are located on campus. Sometimes technology doesn't work when needed.	1/27/2019 7:36 PM
35	Most of the stuff is in good shape, printers sometimes dont work	1/27/2019 7:27 PM
36	signing in all the time and the computers are very slow	1/27/2019 7:15 PM
37	The computers are up to date. Sometimes the printing doesn't always work or the wifi is slow in some areas	1/27/2019 6:55 PM
38	It provides everything I need. Just not the best quality.	1/27/2019 5:50 PM
39	I do believe that MSU does a good job keeping up to date with technology and strives to provide new equipment where and when it is needed.	1/27/2019 4:55 PM
40	I have all the software I need on school computers, but basically ALL of the printers suck (PLEASE get new printers) and most of the computers outside of the Memorial Library are incredibly slow.	1/27/2019 4:31 PM
41	because they are always breaking, very out dated and the printers refuse to print one sided, even though that is what most professors require. and the dining hall website breaks down a lot.	1/27/2019 4:29 PM
42	Some of the areas have been updated with better and newer working equipment where some places are still lacking.	1/27/2019 4:28 PM
43	Their technology is good but nobody knows how to use it.	1/27/2019 4:27 PM
44	Sometimes the reslife WiFi doesn't work or its really slow	1/27/2019 3:30 PM
45	Wifi can always be improved, but it is better than most facilities and life situations. The printers on-campus are usually broken or having issues.	1/27/2019 3:24 PM
46	Lots of options	1/27/2019 3:06 PM
47	I feel as though the campus works really hard to always have new and up-to-date technology for us. The only thing that becomes frustrating at times is the printers in the library and residence halls because they often don't work.	1/27/2019 3:02 PM
48	Im satisfied	1/27/2019 2:36 PM
49	k	1/27/2019 2:06 PM
50	The technology is good just seems like the printers are out of order a lot.	1/27/2019 1:56 PM
51	I dont use the technology except for in the library	1/27/2019 1:15 PM
52	Computers take forever to log into, printers aren't always dependable.	1/27/2019 12:53 PM
53	slow!!!	1/27/2019 12:05 PM
54	Something is usually going haywire with the projectors in Nelson, the laptops in Nelson are usually having problems, the color print jams very frequently, and honestly it's worse than other colleges I have attended in the past.	1/27/2019 10:03 AM
55	I think some of the technology in classrooms is great. Microphones, cameras so you can see the Prof on a screen. The latter has been very helpful in my ASL course.	1/27/2019 6:47 AM
56	It's pretty accessible and there's a good amount around campus	1/27/2019 2:44 AM
57	I don't have any complains now.	1/27/2019 12:14 AM

Results

Online Survey

MSU | Mankato Student Survey

58	Overall pretty good, but some updating. Although, I do like the chalk boards still being in some rooms.	1/26/2019 11:23 PM
59	They do offer mac computers in lab for those who need, have downloaded software programs such as AutoCAD in WC.	1/26/2019 10:56 PM
60	I have utilized the WiFi and the computers for printing on campus and have never had any issues.	1/26/2019 10:39 PM
61	Not great with technology things seemed to work ok but some also needed improvements	1/26/2019 8:41 PM
62	Some class rooms are updated with new technology and some use projectors on a pull down screen. I feel like all classrooms would benefit from being equally updated.	1/26/2019 8:41 PM
63	The computers in the library are sort of old. The charging centers are cool. Some outlets are broken as well and never seem to get fixed.	1/26/2019 7:52 PM
64	most of the computers are in very good condition and theres ample amount of them to accomidate users	1/26/2019 7:42 PM
65	I have had no problems with the technology on campus/ in facilities.	1/26/2019 7:10 PM
66	m	1/26/2019 7:04 PM
67	The technology on campus usually functions properly.	1/26/2019 5:47 PM
68	Some buildings and class rooms have state-of-the-art technology and others have wooden desks and chalkboards. Universalize the modern technology used so every student can utilize modern learning devices	1/26/2019 1:01 PM
69	Not as advanced in most areas on campus	1/26/2019 12:06 PM
70	I never seem to have any problem	1/26/2019 11:31 AM
71	I have not yet experienced any issues with the technology on campus.	1/26/2019 10:04 AM
72	Some of the things are updated and new but DONT WORK. Some things are way too old and outdated and STILL DONT WORK.	1/26/2019 1:31 AM
73	I like the options but things are unavailable/break often. (printers throughout campus seem to all be down at the same time every time)	1/26/2019 12:49 AM
74	The wifi is spotty and when it is nice out I cannot sit outside and do my homework. The internet doesn't work out there by the trees. The printers barely ever work. They are always running out of paper or having a paper jam or just taking my mavprint money and not refunding me but just taking it. Saying the job is done when it isn't. Trafton has the worst reliable printers by far.	1/26/2019 12:44 AM
75	It's good	1/25/2019 11:57 PM
76	I.T. has been called in multiple classes for faulty projectors/speakers. The tech in classrooms is not on par with that of my previous colleges. (Smart boards, or other such things are worth looking in to. If anything, working projections please.)	1/25/2019 11:21 PM
77	MSU has the quality, but often times doesn't work well	1/25/2019 11:01 PM
78	Most buildings are up to par. However some are lacking (Armstrong)	1/25/2019 10:46 PM
79	I haven't had much experience with the technology honestly.	1/25/2019 10:45 PM
80	Would like to see updated computers	1/25/2019 10:44 PM
81	I feel like most classrooms are becoming updated with the newest/best technology for our learning, especially in Armstrong	1/25/2019 10:24 PM
82	Could have computers to use in more study areas	1/25/2019 9:31 PM
83	not the most up to date	1/25/2019 9:13 PM
84	It is worst.	1/25/2019 9:12 PM
85	Everything feels old and not cared about by school officials. If you go to other schools like the U of M. The facilities are updated but still have school history incorporated.	1/25/2019 8:56 PM
86	Some places on campus are pretty updated while others are not	1/25/2019 8:52 PM

Results

Online Survey

MSU | Mankato Student Survey

87	The internet works really well, but the printers in the residence communities are really annoying, I have used the McElroy, Crawford, and Preska one and sometimes they would work, other times they would print with lines and sometimes they were unavailable due to needing to be fixed. Eventually I resorted to the library. I have not used the Stadium Heights because it is in a totally different building and I don't want to walk out in the cold to print something off. I would rather wait until I get to the library instead. The idea of having printers all over is really nice, but when they don't work properly and waste some of the limited amount of paper that you have it is a little annoying.	1/25/2019 8:44 PM
88	Some dead spots	1/25/2019 8:34 PM
89	Some places on campus do not get good internet connection	1/25/2019 8:20 PM
90	Good. I like that there are computer stuff for dyslexic people.	1/25/2019 8:18 PM
91	computers for printing are sooooo slow	1/25/2019 7:59 PM
92	I think it's great how accessible the university has made technology especially in random places besides the library. I also like how there is a mixture between Apple and regular PC computers.	1/25/2019 7:50 PM
93	The technology is very up-to-date and easy to access!	1/25/2019 7:44 PM
94	Good overall, but it'd be nice to have more programs and spaces available for editing film and sound	1/25/2019 7:05 PM
95	things could be more up to date and printing isn't always the easiest thing to do. if we want a certain format, we have to jump through multiple hoops.	1/25/2019 7:00 PM
96	I don't any problems with the technology except sometimes the wifi	1/25/2019 6:58 PM
97	Its pretty good, only need small improvements at most	1/25/2019 6:55 PM
98	While the Clinical Sciences Building is updated, the rest of campus lacks the same equality.	1/25/2019 6:49 PM
99	Na	1/25/2019 6:48 PM
100	Some of the computers and equipment in labs seem very used.	1/25/2019 6:33 PM
101	A few things could be updated	1/25/2019 5:54 PM
102	It's overall good but still have some facilities on Trafton is old.	1/25/2019 5:49 PM
103	It is high tech I like the charging booths and the outlets within the lecture hall.	1/25/2019 5:28 PM
104	The computers are new around campus but the exercise science lab needs new technology.	1/25/2019 5:25 PM
105	I lived in McElroy my first year, and just compared to that, Preska is a way better place to live. Mainly because there is AC, while in the Mac hall I lived in did not have it. It's not hot here year round, but when it is, the rooms get extremely hot to the point where it's uncomfortable (to me at least). So I would say Preska having AC would be the main reason why I rated it a 2. It's also newer but the design of the older residents halls aren't bad either.	1/25/2019 5:23 PM
106	As a grad student I am somewhat limited in the buildings I explore. I think overall technology seemed okay. The biggest weakness would be printers in all buildings. The biggest strength the CSB which has brand new tech in dental, CSD, and the nursing simulation lab.	1/25/2019 5:22 PM
107	I don't use MNSU computers or tech very often, and haven't had many negative experiences.	1/25/2019 5:20 PM
108	Everything is going well. But one thing I would suggest are printers because at times the printers are not working	1/25/2019 5:13 PM
109	Because the heating systems at Stadium Heights do not work and have never worked, and nothing has been done about it.	1/25/2019 5:05 PM
110	Everything seems to be up to date.	1/25/2019 5:03 PM
111	Campus seems very technologically modern compared to others	1/25/2019 5:02 PM
112	Good computers, average equipment	1/25/2019 5:01 PM
113	Good computers. WiFi could be better.	1/25/2019 4:54 PM
114	computers are slow, take forever to start them up	1/25/2019 4:49 PM
115	Some departments are outdated technology. The printers never seem to be working properly. FIX THE PRINTERS	1/25/2019 4:46 PM

Results

Online Survey

MSU | Mankato Student Survey

116	most is good, some rooms are older without projectors or white boards. Printing often doesnt work or printer is jammed	1/25/2019 4:46 PM
117	Excellent computers and their processors, available throughout campus, and printers are also VERY handy and available throughout campus. I usually charge my phone the evening before going to campus, but others can make good use of those new phone-charging stations there. The research and classroom labs (at least for biology, chemistry, physics, and engineering) all have good and not-really-outdated useful equipment. Outlets everywhere, lights in the ceilings look clean and bright. Overall, quite nice. I do have a few recommendations for the campus. I would be more alert about clocks that stop working or do not change during daylight savings, as having screwed-up times can be a pain to deal with, for both being aware of the time in-class and out of class. Another recommendation is to turn off those fluorescent blue lights around those phone-charging stations, they are too "loud" and annoying, and when turned off, the stations fit better with the rest of the campus setting. One last recommendation is to more frequently clean the keyboards and mouses connected to the computers on the campus, as they become greasy and pathogenic. In order to prevent TB, flu, and other diseases from spreading to other students, MSU should be more on-top of things when it comes to electronic sanitation of public computers.	1/25/2019 4:40 PM
118	WiFi available all over	1/25/2019 4:39 PM
119	Can never connect to the wifi	1/25/2019 4:39 PM
120	Other colleges toured had better technology then MSU.	1/25/2019 4:36 PM
121	I feel like most technology is pretty updated. I have had issues with wifi though	1/25/2019 4:33 PM
122	It can be slow and doesnt work all of the time.	1/25/2019 4:31 PM
123	Things work fine	1/25/2019 4:30 PM
124	Because in the science labs the technology is very good while in other labs like computer need new or better technology	1/25/2019 4:30 PM
125	Most things are okay and relatively up to date	1/25/2019 4:29 PM
126	too many students for technology available	1/25/2019 4:28 PM
127	It usually works well, some occasional printer issues	1/25/2019 4:27 PM
128	I love the tech at MSU and problems always seem to be resolved quickly. There are a lot of resources that make school easier	1/25/2019 4:09 PM
129	Its ok	1/25/2019 4:08 PM
130	could be better with all the money you guys suck from us	1/25/2019 3:59 PM
131	WiFi is often poor, especially outside. The Mankato website is terrible at the moment and needs to be finished, but correctly. The researching technology and physical aspects are great though.	1/25/2019 3:59 PM
132	The technology isn't bad, however, it can be slow.	1/25/2019 3:55 PM
133	the printers always break	1/25/2019 3:54 PM
134	they are good	1/25/2019 3:51 PM
135	The wifi works pretty good but sometimes it just randomly stops working. It'll say I'm still connected but just won't work.	1/25/2019 3:49 PM
136	Its nothing special but its there	1/25/2019 3:46 PM
137	Printers are always broken	1/25/2019 3:44 PM
138	Easy to use and accessable	1/25/2019 3:44 PM
139	There is room for improvement. Some of the printers are very old and slow.	1/25/2019 3:35 PM
140	Really up to date tech	1/25/2019 3:21 PM
141	I appreciate the access to journal articles ect.	1/25/2019 3:20 PM
142	Good quality but could be improved	1/25/2019 3:18 PM
143	Mostly very well technology but wifi can be bad at times and some sites aren't very user friendly	1/25/2019 3:16 PM
144	Technology is kept up to date.	1/25/2019 3:15 PM

Results

Online Survey

MSU | Mankato Student Survey

145	Everything is fairly decent.	1/25/2019 3:13 PM
146	sometimes my device won't connect to the wi-fi and there are some places were the wi-fi doesn't work at all	1/25/2019 3:12 PM
147	Oh yeah	1/25/2019 3:11 PM
148	Some of the computers can be slow, but they work well. The printers break or jam often. And the wifi has slowed down since break ended. I've never had a problem of being kicked off the wifi before nor has it slowed down this much before.	1/25/2019 3:04 PM
149	Its computers. Im able to use them and able to access them	1/25/2019 3:01 PM
150	It's good but could use some improvement.	1/25/2019 2:57 PM
151	Computers are nice. Charging stations are great. Projectors professors use seem great.	1/25/2019 2:52 PM
152	some are old and not updated; small tiny offices	1/25/2019 2:51 PM
153	MavPrint never works and the computers are SO slow	1/25/2019 2:50 PM
154	Up to date software and good hardware	1/25/2019 2:48 PM
155	They are easy to understand and do the job they are suppose to do	1/25/2019 2:45 PM
156	good	1/25/2019 2:40 PM
157	its helpful	1/25/2019 2:36 PM
158	Very readily available technology. Not state of the art but I wouldn't need/expect that.	1/25/2019 2:35 PM
159	WiFi can be confusing to know which one to use.	1/25/2019 2:27 PM
160	There are some areas on campus, like the GIS lab, that have great, up-to-date technology. There are other areas on campus, like the printing stations, where the technology is obviously outdated and frequently breaks and influences student's ability to complete their classwork.	1/25/2019 2:26 PM
161	I can see that MNSU is improving their technology, but nothing is perfect.	1/25/2019 2:22 PM
162	No complaints	1/25/2019 2:21 PM
163	There is a lot of updated technology on campus.	1/25/2019 2:21 PM
164	slow at times	1/25/2019 2:19 PM
165	for the most part all technology is up to date. my department does have a program that is run off of floppy disks though	1/25/2019 2:19 PM
166	Sometimes tech doesn't work in classrooms and sometimes the internet cuts out between buildings.	1/25/2019 2:18 PM
167	WiFi connection is bad	1/25/2019 2:13 PM
168	Technology is slow and the printers break down a lot.	1/25/2019 2:12 PM
169	The technology is very up to date. My only issue is not all professors understand how to use the technology.	1/25/2019 2:10 PM
170	Not terrible technology	1/25/2019 2:10 PM
171	wifi is sh****ty	1/25/2019 2:07 PM
172	Many buildings like Armstrong and weicking and trafton have lots of technology but overall conditions of the rooms and hallways (especially the basement of Armstrong) makes everything seem like lipstick on a pig and the technology doesn't seem to fit the rooms there in	1/25/2019 2:07 PM
173	I don't really know what this question is asking about. So i just picked an answer to move on.	1/25/2019 2:04 PM
174	The technology I use is mostly modern and in good condition. It serves my needs as a student.	1/25/2019 1:57 PM
175	winona is a public university who offers macbooks to their students and when you graduate you keep them and if you don't, you either buy it or give it back	1/25/2019 1:54 PM
176	Sometimes stuff works sometimes it doesn't	1/25/2019 1:51 PM
177	There's certain places on campus where WiFi is either very slow or doesn't work	1/25/2019 1:50 PM

Results

Online Survey

MSU | Mankato Student Survey

178	I think that there's some good technology but there's always room for improvement. Especially within the sciences	1/25/2019 1:42 PM
179	good	1/25/2019 1:41 PM
180	no parking	1/25/2019 1:41 PM
181	I've gone to buildings to use things like the printers and they don't work, and I don't like the printing system here. It seems like a lot of unnecessary work just to print.	1/25/2019 1:35 PM
182	Sometimes the printer eats my assignment then I have to run around like a chicken with my head cut off to find one that works while uploading a new assignment	1/25/2019 1:34 PM
183	Printers always don't work. Some computers are really slow especially in the library.	1/25/2019 1:31 PM
184	Most of the technology is up to date and I have never come across an issue regarding technology.	1/25/2019 1:30 PM
185	everything's cool	1/25/2019 1:30 PM
186	There are a lot of technology offered to students at no cost. However, some technology is outdated.	1/25/2019 1:29 PM
187	not the newest but not behind the time	1/25/2019 1:27 PM
188	Some of the older buildings need an update for better study	1/25/2019 1:25 PM
189	Could be added into more classrooms	1/25/2019 1:24 PM
190	Wiecking center needs an update	1/25/2019 1:21 PM
191	Cause	1/25/2019 1:19 PM
192	The printer in the hallways sometimes just go missing, when I set up my new password I always end up with two and then I have to go back and forth between which one works and which one doesn't. I find the computers to be slow in the CSU. There is also this awful clanking noise there.	1/25/2019 1:19 PM
193	I think they're good, although I'm now "wowed" by the technology	1/25/2019 1:18 PM
194	I dont find many issues, occasionally wifi troubles but nothing major.	1/25/2019 1:17 PM
195	There are lots of computers and smart boards, but there are also a lot of chalkboards on campus. In addition, more computers should have the necessary statistical and biological softwares necessary for many classes	1/25/2019 1:15 PM
196	Malfunctions can happen, but are not common.	1/25/2019 1:14 PM
197	MNSU has very nice buildings. nothing really needs any work	1/25/2019 1:13 PM
198	There are many areas where you can access a computer and there are staff members who can help if you have computer issues. Many faculty members use D2L and post notes, so I havent personally had any issues with technological quality or access	1/25/2019 1:12 PM
199	Many of the projectors and other technologies used by professors in the classroom are either difficult to use or are broken much of the time. Overall integration of technology into the classroom could be improved. Printer systems, while improved over my freshman year, still break down far too often and could use a better system to operate.	1/25/2019 1:11 PM
200	Very up to date, but hard to control temp in dorm rooms	1/25/2019 1:10 PM
201	I think it is all nice.	1/25/2019 1:09 PM
202	decent in some buildings, others not really. also wifi kinda sucks sometimes	1/25/2019 1:08 PM
203	Great variety (3d printing, curved monitors). Great access to technology. Lots of computers. The only bad thing is that things break down a lot. There's usually something wrong with the printers in the library, several of my professors have needed to call ITS during class to fix a projector, etc.	1/25/2019 1:08 PM
204	There is lot of old technology that have a lot of dust build up and some of them are broken to use. Some of the technology break pretty easily.	1/25/2019 1:07 PM
205	The school seems fairly up to date, but nothing that would blow anyone away.	1/25/2019 1:06 PM
206	Not everything looks new and fresh like other schools I toured. However, I chose this school because of how cheap it is to go here. I'd rather have nothing be updated and tuition cost not be raised a cent.	1/25/2019 1:04 PM

Results

Online Survey

MSU | Mankato Student Survey

207	Only certain labs have the required software, and the time the lab is open is limited.	1/25/2019 1:04 PM
208	The technology is functional. That's the one compliment I can give it. Otherwise it's outdated or slow and I do what I can to avoid using it. My laptop broke last semester and I relied on university technology to complete my work. It takes 5 minutes to even sign on compared to the 20 seconds on my personal laptop. Every time you open a tab or change websites it takes another minute	1/25/2019 1:00 PM
209	I think the technology meets the needs it has for students on campus, but some of the software packages being so limited puts a lot of strain on the system. For instance, SigmaPlot and ArcGIS are only accessible a fraction of the time for some people.	1/25/2019 1:00 PM
210	Everything is great but the desktop computers are super slow	1/25/2019 12:58 PM
211	The printers don't always work	1/25/2019 12:57 PM
212	There is access and use of technology, but sometimes it doesn't work. I've seen professors have to wait for tech to command help set up their projector when class is supposed to be started.	1/25/2019 12:56 PM
213	Bus system needs to be better	1/25/2019 12:54 PM
214	There is a lot of opportunity to use it when normally a person would not have access to it.	1/25/2019 12:54 PM
215	because	1/25/2019 12:52 PM
216	The internet is alright with bugs here and there.	1/25/2019 12:52 PM
217	the library has some good computers but some are outdated. also the library system is hard to use.	1/25/2019 12:50 PM
218	Computers are old and sometimes slow	1/25/2019 12:48 PM
219	I don't use MSU technology because it takes far too long to load up and it's really just not efficient if you're in a hurry.	1/25/2019 12:46 PM
220	I have never had problems using a computer on campus and we have great IT staff.	1/25/2019 12:45 PM
221	Most of the buildings are updated but some need to be updated.	1/25/2019 12:42 PM
222	Computers and printers are sometimes not working	1/25/2019 12:41 PM
223	slow	1/25/2019 12:40 PM
224	I don't have any complaints but there's always places that technology improvements could benefit.	1/25/2019 12:40 PM
225	Everything is easily accessible, and if students need help there are plenty of people to do help too.	1/25/2019 12:40 PM
226	It's not the best of the best but it's not horrible. The printers in some buildings need some work	1/25/2019 12:40 PM
227	The computers on campus are older, and in weird places. Plus most students come with their own computers, if there were more stations to link up computers and collaborate it would be ideal.	1/25/2019 12:39 PM
228	Good quality technology available for all students	1/25/2019 12:39 PM
229	Usually alright, wifi drops in some areas	1/25/2019 12:38 PM
230	Theres a lot of unnecessary computer stations that I never see people using. Also the dorm internet is hot garbage.	1/25/2019 12:37 PM
231	It does the job. I don't use much of the technology other than printing.	1/25/2019 12:37 PM
232	None of the engineering teachers use D2L and it is very annoying	1/25/2019 12:37 PM
233	It's all solidly fine	1/25/2019 12:36 PM
234	It's mostly updated but computers and WiFi are slow	1/25/2019 12:33 PM
235	Meets all my needs and is convenient	1/25/2019 12:33 PM
236	Some in-class technology can be improved	1/25/2019 12:32 PM
237	I feel like things could be upgraded. Add another copy shop, etc.	1/25/2019 12:32 PM
238	We are always improving technology at MNSU which I enjoy.	1/25/2019 12:32 PM
239	sometimes internet doesn't work	1/25/2019 12:31 PM
240	Its not advanced	1/25/2019 12:30 PM

Results

Online Survey

MSU | Mankato Student Survey

241	The university can do much better.	1/25/2019 12:30 PM
242	I sometimes have trouble with the wifi.	1/25/2019 12:28 PM
243	It is a good campus	1/25/2019 12:26 PM
244	Especially the projector system and in classroom computers. They seem to never work when needed. Also many science classrooms have smart boards but never use them. Please stop spending money on things that professors and students do not use and do not need to achieve the quality of learning that this university provides.	1/25/2019 12:26 PM
245	Library computer should be updated. The new email system is irritating.	1/25/2019 12:26 PM
246	IT solutions are not that great. When you put a ticket it takes forever to get processed. There is not much technology on campus and if there is then it is probably old or not working	1/25/2019 12:25 PM
247	Printers seem to break down a lot. Had a computer in the library randomly shut down on me and lose a ton of work I had completed.	1/25/2019 12:25 PM
248	i hate how windows shows my full name for everyone to see!!! also, please let us keep things in mavprint for longer than four hours... i want to sleep and print in the morning without logging in to a computer.	1/25/2019 12:24 PM
249	Some stuff is outdated and doesn't always work	1/25/2019 12:24 PM
250	there have been many times technology in rooms has not worked and we have to call IT to come try to fix it	1/25/2019 12:23 PM
251	Most professors use d2L which is helpful for students	1/25/2019 12:22 PM
252	Computers appear old and some take a while to bootup however the impeovements made over the past few years really helped.	1/25/2019 12:22 PM
253	Not bad equipment but unknowledgeble people working help centers	1/25/2019 12:21 PM
254	It's mostly computer based and keeping up with the times, but some places still are stuck with decades old equipment. The PA still has tech from when it was created and the bowling alley is decades old.	1/25/2019 12:19 PM
255	Wifi is spotty. I don't see the return on investment that we put in with our student fees. Wait times are long when calling IT. The bureaucracy process needed to get changes done to an on campus computer	1/25/2019 12:18 PM
256	The internet is always spotty.	1/25/2019 12:18 PM
257	Often the technology doesn't work. Very frequently in class we have trouble with the technology in our room and rarely are their the correct dongles for connecting computers to the screens. There are also times with my computer will just drop off the internet repeatedly, preventing me from getting my work done.	1/25/2019 12:17 PM
258	Most buildings have up to date technology but it could probably be even better.	1/25/2019 12:17 PM
259	It's good but sometimes doesn't work.	1/25/2019 12:15 PM
260	Outstanding technology, always room for improvement.	1/25/2019 12:15 PM
261	Better than my workplace.	1/25/2019 12:15 PM
262	I am used to technology in Morris Hall within the COB which I feel is more innovative than some of the rest of campus. I would like to see the vibe in Morris maybe transitioned to Armstrong technology wise.	1/25/2019 12:14 PM
263	The printer is always broken and then the computers are very slow. Otherwise they do work if not malfunctioning	1/25/2019 12:14 PM
264	Some computers are slow	1/25/2019 12:14 PM
265	Everything is typically kept pretty updated.	1/25/2019 12:13 PM
266	Idk	1/25/2019 12:13 PM
267	Not everything is updated	1/25/2019 12:13 PM
268	I think the technology is so slow, but also never clean. All the computers in the ACC have layers of grime on them.	1/25/2019 12:12 PM

Results

Online Survey

MSU | Mankato Student Survey

269	Engineering lab computers are incredibly outdated	1/25/2019 12:12 PM
270	outdated equipment	1/25/2019 12:12 PM
271	Wifi is spotty	1/25/2019 12:12 PM
272	Technology seems adequate for what is used in classrooms for lectures and activities. Outlets are almost always available, which is super convenient.	1/25/2019 12:11 PM
273	They are good. I dont use things that much	1/25/2019 12:11 PM
274	I'm not a huge tech person so I feel like the quality is fine, but maybe it could be better.	1/25/2019 12:11 PM
275	Not the worst but often times things don't work as planned	1/25/2019 12:11 PM
276	Good areas and computers available. WiFi is fast	1/25/2019 12:11 PM
277	wifi is spotty	1/25/2019 12:10 PM
278	The technology is very good quality, sometimes I have trouble with the wifi	1/25/2019 12:10 PM
279	Other schools have nicer unions, and just look newer. Mankato looks old and needs to catch up with the times	1/25/2019 12:10 PM
280	Very up to date	1/25/2019 12:10 PM
281	Some buildings have room for improvement	1/25/2019 12:10 PM
282	N/A	1/25/2019 12:09 PM
283	There isn't an emphasis on using or having open labs for qualitative research. I wish that we could use NVivo without having to get a key.	1/25/2019 12:09 PM
284	Very nicely kept, and usually always run well	1/25/2019 12:09 PM
285	I feel we have done a lot with our university to improve conditions the last few years but I believe there are more improvements that can and should be made. Specifically in departments like psychology that need it the most.	1/25/2019 12:09 PM
286	No major issues, but can sometimes be a little touchy.	1/25/2019 12:08 PM
287	I think they are good.	1/25/2019 12:08 PM
288	The school would rather invest in a dome that isn't needed than investing in acedemics.	1/25/2019 12:07 PM
289	Old stuff	1/25/2019 12:07 PM
290	sometimes the printers are not working, no printer in the non-traditional room. Computers are not usually working under the CSU lower part	1/25/2019 12:07 PM
291	.	1/25/2019 12:07 PM
292	Regularly the printers don't work.	1/25/2019 12:07 PM
293	we have macbooks in the graphic design room, and good resources in our library.	1/25/2019 12:07 PM
294	Some(many) classrooms still have CHALKBOARDS and awful acoustics!	1/25/2019 12:06 PM
295	Technology is good but not all faculty utilizes it.	1/25/2019 12:06 PM
296	Yes	1/25/2019 12:06 PM
297	What you have works just fine, but it isn't all up to date	1/25/2019 12:05 PM
298	It's good	1/25/2019 12:05 PM
299	Computers are up to date	1/25/2019 12:05 PM
300	Printers frequently don't work. Good things include ability to broadcast to screens wirelessly.	1/25/2019 12:04 PM
301	Wifi all over campus and good access to computers	1/25/2019 12:04 PM
302	Tech in labs are decent, but things like MavPrint stations and available computers are abysmally poor in most cases.	1/25/2019 12:04 PM
303	Its mostly updated and the computer are efficient.	1/25/2019 12:04 PM
304	Everything moves quickly and is up to date	1/25/2019 12:04 PM

Results

Online Survey

MSU | Mankato Student Survey

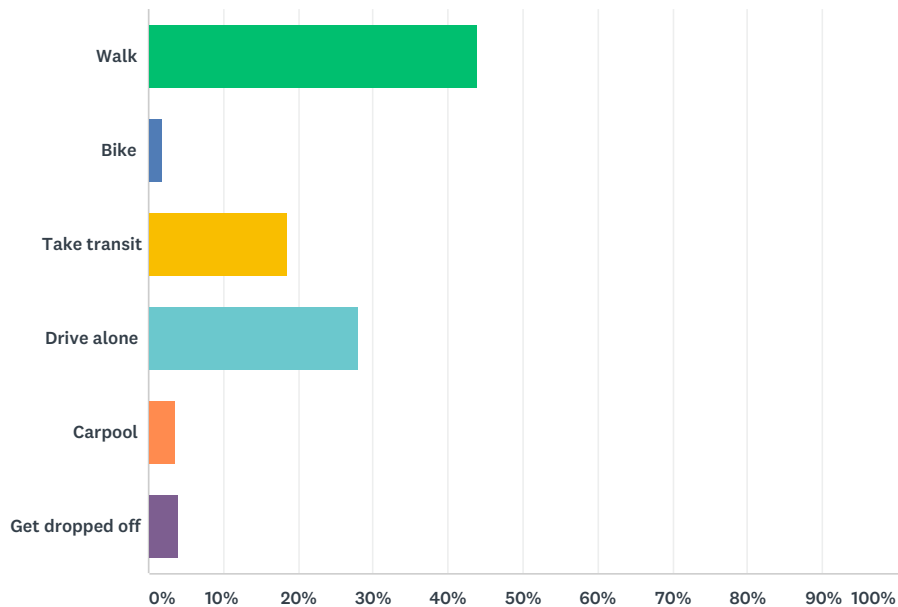
305	Pretty good but there is room for improvement	1/25/2019 12:04 PM
306	Slow computers, not enough	1/25/2019 12:03 PM
307	No laundry locks. MavPRINT always down.	1/25/2019 12:03 PM
308	There's good printers everywhere and the tech in classrooms is great	1/25/2019 12:03 PM
309	It's pretty good most of the time	1/25/2019 12:03 PM
310	Average	1/25/2019 12:03 PM
311	They are usable	1/25/2019 12:03 PM
312	Tech is pretty good here	1/25/2019 12:02 PM

Results
Online Survey

MSU | Mankato Student Survey

Q15 What best describes your primary mode of travel to campus? (If you use multiple modes, please select the mode you use most frequently).

Answered: 310 Skipped: 83



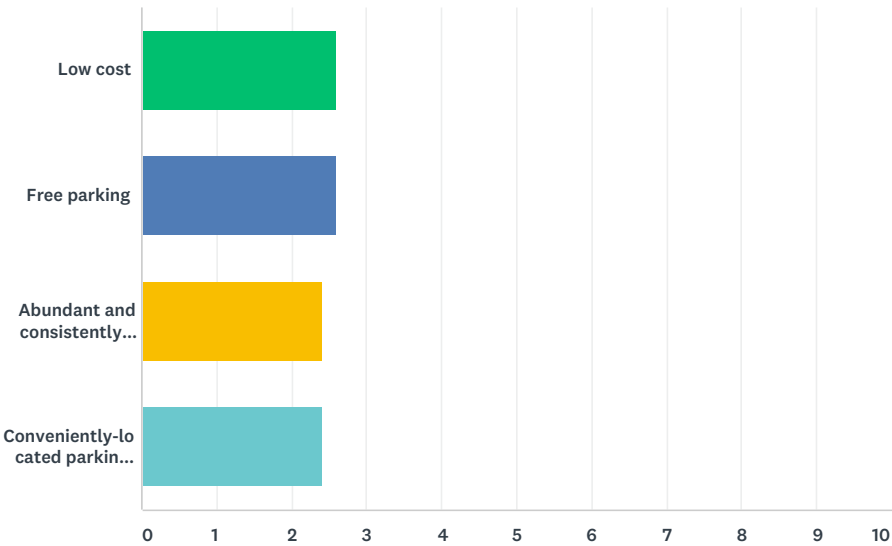
ANSWER CHOICES	RESPONSES	
Walk	43.87%	136
Bike	1.94%	6
Take transit	18.71%	58
Drive alone	28.06%	87
Carpool	3.55%	11
Get dropped off	3.87%	12
TOTAL		310

Results
Online Survey

MSU | Mankato Student Survey

Q16 Of the four options below, please rate your priorities for parking on campus (1 being your highest priority, 4 being your lowest priority):

Answered: 308 Skipped: 85



	1	2	3	4	TOTAL	SCORE
Low cost	24.03% 74	30.52% 94	25.65% 79	19.81% 61	308	2.59
Free parking	37.99% 117	15.58% 48	13.64% 42	32.79% 101	308	2.59
Abundant and consistently available parking	16.88% 52	27.27% 84	36.04% 111	19.81% 61	308	2.41
Conveniently-located parking (close to my destination)	21.10% 65	26.62% 82	24.68% 76	27.60% 85	308	2.41

Results

Online Survey

MSU | Mankato Student Survey

Q17 What would most improve the experience traveling to and from the MSU-Mankato campus?

Answered: 303 Skipped: 90

#	RESPONSES	DATE
1	Later bus hours that go downtown (however the 7 bus has been a big help)	2/22/2019 2:31 AM
2	Cheap/free shuttle service for more specific needs.	2/7/2019 5:09 PM
3	More parking spaces at a lower cost.	2/6/2019 7:12 PM
4	Cheaper parking passes, and more parking close to campus.	2/5/2019 6:30 PM
5	If the shuttle was consistent	2/5/2019 4:08 PM
6	More break from the wind on the sidewalk coming from Highland Hills. Maybe trees or a structure of some sort.	2/4/2019 5:01 PM
7	More free parking spaces on or near campus (other than the free lot)	2/3/2019 9:07 PM
8	n/a	2/1/2019 3:00 PM
9	access to free parking in cold weather	2/1/2019 10:34 AM
10	The abundance or rapidity of buses	1/31/2019 12:00 AM
11	A complete path from Jacob Heights townhomes to campus	1/29/2019 8:10 PM
12	More parking closer to campus that's cheaper, or walking tunnels, or shelters. The free lot fills fast, so I got an Orange pass. It still costed over \$150 and it's a 10 minute walk to the closest building (a lot longer if you needed to get to Weiking). Buses don't stop if you're not standing at the bus shelter and they don't come at consistent times, they don't wait for you if you're walking toward the bus stop either. It's a cold and windy walk in the winter months, people don't have the right of way at the lights, and even if they do, the buses don't wait for you.	1/29/2019 12:37 PM
13	nothing	1/29/2019 11:46 AM
14	Lower costs of parking passes/ free parking.	1/28/2019 5:28 PM
15	Not having to work about where I'm going to park when I get there or what I'm going to have to pay for it. I don't have a choice to live on campus and availability and cost is a huge factor for me.	1/28/2019 10:52 AM
16	More bus routes around Mankato. More shuttle services from lots during winter. MORE PARKING SPACES (I park in the dark green lot and there's hardly any spaces available)- possibly creating more parking for residents living on campus to solve this issue?	1/28/2019 10:43 AM
17	Busses only stop at designated stops and that those stops are clearly labeled. Busses run more frequently	1/28/2019 10:42 AM
18	More/better places to park.	1/28/2019 10:27 AM
19	Nothing. I walk and the sidewalks are salted and ice-free	1/28/2019 10:26 AM
20	Road construction performed over breaks, not during move in weeks, or right around the beginning of the school year or during the school year.	1/28/2019 9:49 AM
21	I live at Highland so pretty close and the walk is not long so I have no complaints. I do have friends that have to drive to campus though, and they have to park really far away in the free lot and are oftentimes late to class because that is their only option.	1/28/2019 8:41 AM
22	I can't think of anything.	1/28/2019 1:39 AM
23	More announcements for when and if the buses/shuttles are working	1/27/2019 11:48 PM
24	More ways to stay indoors/ protected from the elements	1/27/2019 11:05 PM
25	not sure	1/27/2019 10:34 PM
26	sidewalks that are plowed	1/27/2019 10:22 PM

Results

Online Survey

MSU | Mankato Student Survey

27	Enforcing the no smoking policy	1/27/2019 9:46 PM
28	More parking available for students at lower prices.	1/27/2019 9:13 PM
29	Parking hours could be adjusted, more convenient spaces	1/27/2019 8:49 PM
30	Side walks with the Maverick bull head with donor names. That would be sweet, kind of like a Hollywood start but it's a Mavericks head.	1/27/2019 8:47 PM
31	tunnel from sears to the CSU, availability of bus route information	1/27/2019 8:26 PM
32	Closer lots for the green permits. I have to walk like two blocks to get to my car, and I constantly need to plan for the walking time. Not to mention the crazy expensive permits. I pay over 200 dollars to park two blocks away. That's insane.	1/27/2019 7:41 PM
33	More parking in free lot.	1/27/2019 7:37 PM
34	if I had parking or could buy a parking pass	1/27/2019 7:30 PM
35	I don't take the bus because the buses are gross to me and the people on the bus scare me. I don't like waiting for the bus. I like to have my own schedule	1/27/2019 6:57 PM
36	Less parking tickets. It's kinda rude, even just one or two free spots for people that need to drop things off, or one or two meters with longer options than just 30 minutes.	1/27/2019 5:52 PM
37	Make it more colorful, vibrant, etc. By that I mean add flowers, lights, signs, more things to look at on a walk or drive by campus.	1/27/2019 4:58 PM
38	More sidewalks around WC (the blocks to the East do not have sidewalks, so walking in the street is a must if traveling from that side), and possibly a larger free lot.	1/27/2019 4:34 PM
39	safer crosswalks, there is no order and near misses are common	1/27/2019 4:31 PM
40	Nothing.	1/27/2019 4:29 PM
41	Just make parking cheaper.	1/27/2019 4:28 PM
42	tunnels from dorms to the classroom hallls	1/27/2019 3:32 PM
43	There are a few major roads to get to campus that are not easy to cross as a pedestrian.	1/27/2019 3:28 PM
44	Being able to park closer	1/27/2019 3:07 PM
45	N/A.	1/27/2019 3:03 PM
46	More parking	1/27/2019 2:37 PM
47	j	1/27/2019 2:07 PM
48	I don't travel.	1/27/2019 1:58 PM
49	Nothing	1/27/2019 1:16 PM
50	idk	1/27/2019 12:57 PM
51	nothing	1/27/2019 12:06 PM
52	Make parking ramps!!! A pediatrician bridge over stadium would also help traffic flow better and let people walking to campus from any of the lots not have to wait for the lights to change	1/27/2019 10:07 AM
53	More free parking space. Not a dumb new stadium.	1/27/2019 6:48 AM
54	It's pretty good already.	1/27/2019 2:45 AM
55	Nothing	1/27/2019 12:15 AM
56	I feel the parking is about as it could be for the parking that is available. The cost could be reduced a bit, but pretty decent as far as availability and convenience.	1/26/2019 11:27 PM
57	Have more enclosed bus stops. I live in the far part of highland and I get that it's "close" but I'm - 10° it's brutal. The purple lot behind WC is badly marked and not enough spaces, it's literally full by 9am if not earlier; some spaces are open but not clearly marked so you can't tell if you can actually park there with purple pass.	1/26/2019 11:00 PM
58	I do not have any issues when I come to campus.	1/26/2019 10:40 PM

Results

Online Survey

MSU | Mankato Student Survey

59	Parking that is closer to the academic halls. If I hit traffic and get there 10 minutes later than normal I could be running late to class.	1/26/2019 8:43 PM
60	Having a bus from St. Peter	1/26/2019 8:42 PM
61	Closer free parking would be awesome	1/26/2019 7:53 PM
62	n	1/26/2019 7:43 PM
63	more convenient free parking	1/26/2019 7:11 PM
64	j	1/26/2019 7:05 PM
65	There should be added stops and scheduled buses to grocery and other destinations off campus.	1/26/2019 5:49 PM
66	MSU daytime and nighttime shuttles operating on weekends as well. Cheaper parking. If you are going to charge students 200 to 300 dollars for parking at the very least give them a parking lot to park in that won't destroy your axels or tear your bumpers off. Lot one is cluttered with doomsday potholes, please make your parking spaces driveable if you're going to charge hundreds of dollars.	1/26/2019 1:07 PM
67	More parking (ramp) and longer hours to park anywhere	1/26/2019 12:07 PM
68	Tunnels or walk ways to the areas that don't have any	1/26/2019 11:32 AM
69	Possible a shuttle than ran near my apartment.	1/26/2019 10:06 AM
70	Better traffic control.	1/26/2019 1:33 AM
71	We need more parking spaces, spaces should be more affordable, \$200+ per semester is honestly ridiculous when even those parking lots are often full. I'm not willing to pay for a parking pass just to not have an open spot in the lot I pay for. We also need more buses/shuttles for just the parking lot. Buses aren't an issue picking people up at their apartments, but by the time they get to the parking lots they are so full that it's unsafe & we are over capacity, yet we have no choice but to do it anyways.	1/26/2019 12:52 AM
72	Less traffic but that is uncontrollable. One thing that really bothers me is how busy and unsafe the cross walk is between Taylor center, caribou and purple parking lot. The buses are always honking, as a student it scares me walking with how busy it is and people will turn even if I am on the other side of the cross walk. As a driver leaving the parking lot I will have a green arrow yet students are walking when it is my go ahead. The stop light there is frustrating as a student and as a driver.	1/26/2019 12:47 AM
73	I walk but sometimes it's scary walking in the dark	1/25/2019 11:58 PM
74	More parking available at the PA center for rehearsals and other such!	1/25/2019 11:22 PM
75	Make the parking passes less money. It's such a rip off for a college student to pay over \$200 for a parking space that isn't even that close to campus.	1/25/2019 11:03 PM
76	Expanding free parking. Most of time orange/brown lot are empty	1/25/2019 10:48 PM
77	I can't think of much. I didn't bring a car this year to campus.	1/25/2019 10:47 PM
78	Reduced prices for parking permits and repaved parking lots	1/25/2019 10:46 PM
79	Closer, free parking so I don't have to walk	1/25/2019 10:28 PM
80	Closer and cheaper parking	1/25/2019 9:33 PM
81	MORE PARKIIIIINNNNNGGGG!!!!!!!	1/25/2019 9:14 PM
82	I do not know.	1/25/2019 9:14 PM
83	GET A TRANSIT SYSTEM FOR STUDENTS WANTING TO GO TO HOCKEY GAMES. IT WOULD BE NICE FOR THOSE WHO DONT HAVE A CAR.	1/25/2019 8:57 PM
84	LOWER parking pass prices, we are college students already paying an arm and leg to attend college and to add on top of that its expensive to park our cars	1/25/2019 8:55 PM
85	If when it is dark out the bus drivers somehow let you know where you are when they stop. When I first started to ride the bus I was riding when it was dark and I had difficulty recognizing where I was especially since I didn't know the route and wasn't too familiar with how the bus times worked.	1/25/2019 8:49 PM
86	Making the students STOP at the crosswalks and follow wait to be motioned across the street. Students assume that they can just cross, because they are entitled.	1/25/2019 8:37 PM

Results

Online Survey

MSU | Mankato Student Survey

87	More parking for if you need to quick stop on campus to talk to your professor and not have to walk a long ways for a 5 minute talk or pick up something.	1/25/2019 8:23 PM
88	If there was space, adding another free lot. It is fine of there is a walk or the normal shuttle. Im guessing student population is slowly increasing. Weather is going to be getting more extreme (climate change). making the shuttle covers larger for our future winters	1/25/2019 8:22 PM
89	parking	1/25/2019 8:01 PM
90	If there were tunnels connecting more buildings without having to go outside, especially during the winter months.	1/25/2019 7:51 PM
91	More parking that is closer to the campus buildings.	1/25/2019 7:45 PM
92	the intersection by all seasons arena needs to be fixed. Heading East away from the campus and needing to turn left, your looking to see if there are cars coming as it's a yield light. However, there are 2-3 or more cars waiting across from you to take a left as well. This is an accident waiting to happen as when those cars are sitting facing West it is extremely difficult to tell if any cars are coming, leaving us to hug the brake pedal. I've had many close encounters myself with an accident and I hate turning there. Please fix this.	1/25/2019 7:09 PM
93	More tunnels for the wintertime! Or at least better access into the buildings at the edge of campus	1/25/2019 7:07 PM
94	Low costs to parking lots. I park in orange just so then I know I always have a spot, and it was the cheapest pass. I already pay a lot in tuition so I wish parking was cheaper	1/25/2019 7:01 PM
95	More parking close to campus as well as it being cheaper	1/25/2019 6:56 PM
96	More lights around campus	1/25/2019 6:50 PM
97	More direct route to Hwy 14 east	1/25/2019 6:49 PM
98	Sidewalks being consistently cleaned in the winter.	1/25/2019 6:34 PM
99	A pedestrian bridge over stadium road would be useful so you don't have to worry about getting hit by a car on the way to class	1/25/2019 5:56 PM
100	More free parking spot close to teaching building.	1/25/2019 5:50 PM
101	Nothing for walking. I like that the campus is tunneled and you don't have to go outside.	1/25/2019 5:32 PM
102	Nothing	1/25/2019 5:26 PM
103	Level out the steep slope of Stadium Hill, ha! That's a workout to walk up! I did take the bus though if I had to carry a lot or weather conditions were poor.	1/25/2019 5:25 PM
104	I'm not really sure as I do not have a car on campus. From what I hear from my friends though is that there could be more parking and prices could be lower, although I think having high prices for parking will always be the reality.	1/25/2019 5:25 PM
105	Don't oversell parking passes. Especially in the winter it can be really bad trying to find open spots.	1/25/2019 5:21 PM
106	N/A	1/25/2019 5:14 PM
107	It's fine as it is	1/25/2019 5:06 PM
108	Stop catering to cars. Remove parking. Install more crosswalks. Discipline the cars, maybe even make the center of campus car-free.	1/25/2019 5:06 PM
109	Nothing to improve.	1/25/2019 5:04 PM
110	closer free parking.	1/25/2019 5:02 PM
111	Closer parking spaces. Make more spaces for the purple pass.	1/25/2019 4:55 PM
112	higher speedlimit	1/25/2019 4:50 PM
113	An overpass or tunnel from the parking lots to campus	1/25/2019 4:48 PM
114	Closer parking to dorms	1/25/2019 4:47 PM
115	I don't have any good ideas.	1/25/2019 4:41 PM
116	Other bus drop off locations	1/25/2019 4:40 PM
117	I don't travel here	1/25/2019 4:40 PM

Results

Online Survey

MSU | Mankato Student Survey

118	Parking close to Wissink Hall	1/25/2019 4:38 PM
119	N/A	1/25/2019 4:34 PM
120	Having cost efficient parking and a good amount of parking space available.	1/25/2019 4:33 PM
121	Another free lot because the current one is insufficient	1/25/2019 4:31 PM
122	Having more parking by Trafton Science building.	1/25/2019 4:31 PM
123	Dont know	1/25/2019 4:31 PM
124	Nothing that I can think of	1/25/2019 4:31 PM
125	If bus routes went further off-campus and into the cities.	1/25/2019 4:28 PM
126	For a walker it is a really nice commute. The paths and land overall are well tended	1/25/2019 4:10 PM
127	Stop in highland	1/25/2019 4:09 PM
128	More pine trees along the main outside roads of campus- it will make it look better during winter. An increase in visibility of landmarks like the clock tower, or make new ones more visible.	1/25/2019 4:02 PM
129	free parking everywhere	1/25/2019 4:01 PM
130	I live on campus so I do not know	1/25/2019 3:56 PM
131	a parking lot closer to Julia Sears	1/25/2019 3:55 PM
132	parking sucks and is to far should have parking on campus	1/25/2019 3:52 PM
133	Bigger and more parking stalls for residential parking and being closer to buildings so in the cold, you're not outside as long.	1/25/2019 3:51 PM
134	nothing	1/25/2019 3:47 PM
135	Heated bus shelters	1/25/2019 3:46 PM
136	N/A	1/25/2019 3:45 PM
137	If there was a ride sharing app available so that you could cut down on the amount of harmful chemicals put into the air by driving alone	1/25/2019 3:37 PM
138	More bus routes especially in the winter. Also the cost for a gold pass is way too expensive.	1/25/2019 3:23 PM
139	The cost	1/25/2019 3:22 PM
140	Better parking options on campus	1/25/2019 3:19 PM
141	Closer parking to buildings and the school not being so uptight about parking violations	1/25/2019 3:18 PM
142	N/A	1/25/2019 3:15 PM
143	Cheaper parking passes.	1/25/2019 3:15 PM
144	if how the buildings were connected were easier to navigate	1/25/2019 3:13 PM
145	Oh yeah	1/25/2019 3:12 PM
146	More times for the bus routes going up to the twin cities. and 169 not having as much construction	1/25/2019 3:06 PM
147	More shuttles, more times offered	1/25/2019 3:04 PM
148	Not sure.	1/25/2019 2:58 PM
149	Maybe an above ground walkway to the purple lot. People don't always follow the cross walk. could reduce accidents and/or traffic at light.	1/25/2019 2:55 PM
150	cheaper parking passes closer parking lots	1/25/2019 2:52 PM
151	MORE PARKING. Just build a parking garage you guys. We need that WAY more than we need thag stupid dome. Getting to campus can be SO frustrating	1/25/2019 2:51 PM
152	More free parking spaces. It's always full	1/25/2019 2:50 PM
153	cheaper parking closer to the center of campus	1/25/2019 2:46 PM
154	nothing	1/25/2019 2:41 PM

Results

Online Survey

MSU | Mankato Student Survey

155	Bus stop closer to my house.	1/25/2019 2:36 PM
156	More Daily meters on streets	1/25/2019 2:29 PM
157	Less expensive parking (\$250 for a parking pass is not affordable), less traffic in surrounding areas, buses running on consistent schedules in winter	1/25/2019 2:28 PM
158	having cheaper parking passes.	1/25/2019 2:24 PM
159	Understanding the bus routes better	1/25/2019 2:22 PM
160	As of now, I can't think of anything that needs improvement.	1/25/2019 2:22 PM
161	more accessible ways to travel to classes between halls and residence communities	1/25/2019 2:21 PM
162	affordable parking	1/25/2019 2:20 PM
163	Shorter bus routes (stop having a lot of spots on a single route	1/25/2019 2:19 PM
164	Plow the snow better	1/25/2019 2:14 PM
165	Closer free parking	1/25/2019 2:13 PM
166	More available parking closer campus	1/25/2019 2:13 PM
167	Nothing. I live close by so I walk all the time. I appreciate that all buildings are connected in some way. This makes it comfortable to walk in the winter months.	1/25/2019 2:12 PM
168	better parking!!! i dont enjoy that i paid \$220 to park 15 minutes away from the residence halls	1/25/2019 2:09 PM
169	More busroutes that go down the hill more regularly	1/25/2019 2:08 PM
170	Make it so the bus can pick me up anywhere on campus. So if I'm running late I don't just have to miss it. Especially since my bus comes every half hour.	1/25/2019 2:06 PM
171	make parking lots even closer than they are. stadiums are in the wrong spot if you ask me parking should be closer especially in minnesota. it's freezing.	1/25/2019 2:04 PM
172	Later bus hours	1/25/2019 2:00 PM
173	I have the purple parking pass and I still sometimes have to come about an hour early to find parking. Most of the time I have to park far away.	1/25/2019 1:56 PM
174	The bus drivers are crazy-especially the student drivers on the short white campus shuttle.	1/25/2019 1:53 PM
175	I don't really mind taking the bus. My bus route comes every 30 minutes which is nice for getting to class but I have to wait a while to get home, so more frequent bus routes? Or ones that go close to places people live without going all the way downtown	1/25/2019 1:44 PM
176	If the parking restriction was lifted just a half an hour earlier so I can park somewhere for my night class instead of walking in the dark	1/25/2019 1:37 PM
177	The parking would be set up better.	1/25/2019 1:37 PM
178	More free parking or low cost parking. I have no problem walking to campus but sometimes when I just need to run to campus quick it would be nice to have more spaces to park besides the paylot and the meters that have a limit of 30 minutes.	1/25/2019 1:36 PM
179	more parking closer to campus!! it's way too cold to walk that far to the dark green lots in the morning. i won't be surprised if i get frostbite	1/25/2019 1:32 PM
180	Having more than one bus on one route during busy times of day.	1/25/2019 1:31 PM
181	More parking options near the middle of campus (opposed to them being on the outskirts of campus).	1/25/2019 1:31 PM
182	more bus routes	1/25/2019 1:27 PM
183	Have more parking right next to buildingd	1/25/2019 1:27 PM
184	Make it summer year round	1/25/2019 1:26 PM
185	Gold pass use in all gold areas	1/25/2019 1:23 PM
186	On site parking, or a larger free parking lot. The buses are rather efficient.	1/25/2019 1:21 PM
187	More parking	1/25/2019 1:20 PM

Results

Online Survey

MSU | Mankato Student Survey

188	The website showing the bus routes is good, but it would be even better if it was an app.	1/25/2019 1:20 PM
189	More free parking closer to campus.	1/25/2019 1:19 PM
190	Having people help direct walkers when it is appropriate to cross the street (the signs do not stop people from going when it is not their turn)	1/25/2019 1:18 PM
191	n/a	1/25/2019 1:18 PM
192	Teleportation would be nice haha. But actually, setting up the bus routes so the busses arrive closer to typical class times. An idea of arrival time would be :55 and :25. This would allow for students to get to their classes closer to the start time so they spend less time waiting for classes to start. This is important for students who work full time because often they need as much time at home as possible before leaving for class due to their busy schedules.	1/25/2019 1:16 PM
193	Parking passes. I was allowed two options for my first year, Lots 2 and 16. I live in Julia Sears, so neither of them were conveniently located for me. It's a trek out to my car, and I often return carrying groceries or personal belongings which are heavy. Winter is even worse. It's been below 10 degrees all week this past week	1/25/2019 1:16 PM
194	The cost of parking passes is ridiculous, especially considering the condition many of the areas are in. It snowed a week ago and that still has not been cleared properly from the GOLD LOT which already has a ridiculously high cost for such a pass. If I need to pay \$330 for a parking pass at Lot 7 which is the farthest away and it isn't even treated properly, why should I do so again next semester. They cost is way too high for the lot to not be maintained.	1/25/2019 1:14 PM
195	Nothing	1/25/2019 1:12 PM
196	have shuttles from the parking lots (espically from the far lots) on friday and saturday nights and make them go later. (it really sucks ass when it is -25 and I get back from work on thursday night at one and I have to either walk (to get to my dorm) and get hypothermia or park in the closest lot and get a stupid ticket	1/25/2019 1:11 PM
197	I think the bus system works really well.	1/25/2019 1:11 PM
198	In terms of driving, fixing the potholes on Maywood Avenue.	1/25/2019 1:10 PM
199	Not having many hills to cross.	1/25/2019 1:09 PM
200	Having a large parking deck.	1/25/2019 1:07 PM
201	I don't see any issues aside from me wanting more free parking that close to campus.	1/25/2019 1:06 PM
202	Not sure	1/25/2019 1:05 PM
203	More security to handle the inappropriate driving tactics. I see a lot of drivers, when security isn't watching them, blow through crossing walks and take corners way too fast. They assume other cars will get out of the way, and I've seen a lot of near-miss accident scenarios. The drivers on campus particularly aren't very safety-oriented. I've seen people almost have issues when cars accelerate at them, assuming they'll get out of the way, and it really isn't safe.	1/25/2019 1:01 PM
204	More spaces to park and maybe a way to get student off the sidewalks so there will be less traffic	1/25/2019 1:00 PM
205	More connections throughout the campus, like the gym to the dorms	1/25/2019 12:59 PM
206	k	1/25/2019 12:59 PM
207	free snacks	1/25/2019 12:57 PM
208	Closer parking spots near the buildings I need to access.	1/25/2019 12:55 PM
209	Traveling to and from campus is fine.	1/25/2019 12:53 PM
210	More free parking (Orange Lot)	1/25/2019 12:53 PM
211	if the parking lots were 1. cheaper 2. closer to anything (dark green, purple, orange, free) 3. more accessible (need lots of repairs, especially in dark green lot 2)	1/25/2019 12:52 PM
212	better foot traffic control...tired of seeing kids sprint out in front of moving vehicles like deer.	1/25/2019 12:50 PM
213	If the shuttles would be on time.	1/25/2019 12:46 PM
214	More handicapped parking Trafton / wissink area. Enforce the blue permit parking as there are several cars with state placards but no MSU ones. I see the same cars over and over. Handicapped from state = free MSU parking now	1/25/2019 12:45 PM

Results

Online Survey

MSU | Mankato Student Survey

215	Parking lots closer to campus	1/25/2019 12:43 PM
216	If buses could run a little longer (later into the night for students who stay late to study but don't have cars)	1/25/2019 12:42 PM
217	Cheaper parking passes	1/25/2019 12:42 PM
218	na	1/25/2019 12:41 PM
219	More consistent buses to and from the school	1/25/2019 12:41 PM
220	A parking ramp	1/25/2019 12:41 PM
221	N/A	1/25/2019 12:41 PM
222	Less pot holes	1/25/2019 12:40 PM
223	A parking ramp near buildings	1/25/2019 12:39 PM
224	Increase the frequency of parking lot shuttles.	1/25/2019 12:38 PM
225	I live close enough to walk	1/25/2019 12:38 PM
226	More parking	1/25/2019 12:37 PM
227	Not making parking a million dollars and offer more spots.	1/25/2019 12:35 PM
228	Wider roads	1/25/2019 12:34 PM
229	Parking close to my residence hall	1/25/2019 12:34 PM
230	As a student and daily driver I am sure that everyone would pay extra .89 or even 1.00\$ more to have Mall of America parking style on campus. Instead of sports bubble for one department use only. Just beautiful bureaucracy!	1/25/2019 12:34 PM
231	More bus routes around town and by the apartments. More bus times would also be good for some of the apartments. For example, southwood flats.	1/25/2019 12:33 PM
232	N/A	1/25/2019 12:33 PM
233	more bus stops added to different apartments	1/25/2019 12:33 PM
234	Bigger busses to/from the Summit, it gets pretty crowded	1/25/2019 12:32 PM
235	Friendly	1/25/2019 12:32 PM
236	Not having a deathly cold walk from the free lot to campus.	1/25/2019 12:29 PM
237	My traveling experience of campus was great, I don't have any other good ideas	1/25/2019 12:28 PM
238	If we had busses cheaper than land to air dropping students in Minneapolis. Also. having more busses with more bus times that go around the Mankato area	1/25/2019 12:28 PM
239	Nothing	1/25/2019 12:27 PM
240	Shorter bus rides to target. Currently takes at least one hour with all the other stops.	1/25/2019 12:27 PM
241	Putting a bus station near Cedar Meadow Apartments would be fantastic. There are a ton of college students who live in these buildings and they all had to buy parking passes because there is not a station nearby.	1/25/2019 12:26 PM
242	only bad in winter so its fine	1/25/2019 12:26 PM
243	N/A	1/25/2019 12:25 PM
244	The free lot is far and has little parking available.	1/25/2019 12:24 PM
245	Buses that leave campus on the :15 and :45 at night rather than just :00 and :30	1/25/2019 12:23 PM
246	More accessible parking spaces.	1/25/2019 12:23 PM
247	Parking passes should not be so damn expensive	1/25/2019 12:22 PM
248	N/A	1/25/2019 12:21 PM

Results

Online Survey

MSU | Mankato Student Survey

249	I am satisfied with my travel for the most part- however, I feel like it would be helpful for some cross-walks to have pedestrian bridges (namely those between the purple, gold, and free lots and the Taylor center as well as at least one between the apartments near campus. Students are constantly crossing- so it is difficult for traffic to keep moving.	1/25/2019 12:21 PM
250	A parking garage outside of the CSU with gold and purple on the bottom levels and free parking on the top levels	1/25/2019 12:20 PM
251	More convenient timing of bus routes	1/25/2019 12:19 PM
252	Overall parking spaces available as well as consistent sidewalks without ice/snow.	1/25/2019 12:18 PM
253	Parking availability and decrease in the cost of permits to park on campus. It doesn't seem like the amount of money charged for a pass is worth what you get in having to park far away and have limited parking spots.	1/25/2019 12:17 PM
254	I don't walk that far so N/A	1/25/2019 12:16 PM
255	If there was an underground tunnel from the parking lots to campus.	1/25/2019 12:16 PM
256	none	1/25/2019 12:16 PM
257	Trams? Instead of busses	1/25/2019 12:16 PM
258	I never travel there. I'm an Edina student.	1/25/2019 12:16 PM
259	The shuttles are more consistent and more parking areas.	1/25/2019 12:15 PM
260	If the sidewalks weren't so gross. When I walk to class, theres vomit and garbage from the purple lot to the Taylor Center. I wish I didn't have to cross Stadium Road, that would help in the winter months not having to wait for traffic.	1/25/2019 12:15 PM
261	Na	1/25/2019 12:15 PM
262	Free parking	1/25/2019 12:14 PM
263	Better free lot parking	1/25/2019 12:13 PM
264	Parking lots are far away which sucks in the winter	1/25/2019 12:13 PM
265	Have a larger free lot, but also improve the safety of the parking lots.	1/25/2019 12:13 PM
266	Having a parking lot closer to the Sears Residence Hall would make things more convenient rather than having to walk 5-10 minutes to get to your vehicle.	1/25/2019 12:13 PM
267	Buses that run at 7 am and 6 pm if the schedule suggests they do so rather than starting at 7:20 am and ending at 5:28 pm	1/25/2019 12:13 PM
268	Parking and less of a hassle to get guest passes for dorms	1/25/2019 12:12 PM
269	I wish the buses had WiFi.	1/25/2019 12:12 PM
270	Overall, I think travelling to and from campus is relatively easy for me as I park in the purple lot. I know students complain of parking far away, but I am not sure if that is something that can be improved. The buses are convenient when needed and I typically can't complain about parking rather than it being costly. I am a GA on campus, so I am a staff member, and I wonder if GA's could receive some type of parking waiver or ability to park closer to our work place. Parking in the purple lot and walking completely on the opposite end of campus is frustrating when I have to carry several materials.	1/25/2019 12:12 PM
271	Having a parking ramp on campus	1/25/2019 12:12 PM
272	More on campus parking (near buildings) available for students who live off campus.	1/25/2019 12:11 PM
273	If the places near campus removed/salted the sidewalks for getting to class	1/25/2019 12:11 PM
274	parking ramps	1/25/2019 12:11 PM
275	having parking closer to buildings near the mall without having to pay for gold. the bus route is nice and I use it, but it is often so packed there is nowhere to sit. I would pay for pass but it's too expensive for me currently	1/25/2019 12:11 PM
276	Bus routes on sundays and buses available for after hockey games	1/25/2019 12:11 PM
277	Underground tunnels	1/25/2019 12:11 PM

Results

Online Survey

MSU | Mankato Student Survey

278	if students who commute to school from a distance are able to find parking in the free lot, very difficult to find parking in the middle of the morning, I do commute twice a week for about 45 minutes and twice a week at least 90 mins to get there and to find no parking is exhausting	1/25/2019 12:10 PM
279	N/a	1/25/2019 12:10 PM
280	N/A	1/25/2019 12:09 PM
281	Making gold parking spots free at 6pm so night classes wouldn't have to walk in the dark back to the free lot.	1/25/2019 12:09 PM
282	If i knew that when I get to class, my instructor doesn't have to use a chalkboard and that I would actually be able to hear them in a room that had good acoustics	1/25/2019 12:09 PM
283	More locations of cost efficient parking around campus!	1/25/2019 12:08 PM
284	Nothing I think it is good how it is.	1/25/2019 12:08 PM
285	More close parking	1/25/2019 12:08 PM
286	reducing prices on parking passes and making more availability to students for gold passes.	1/25/2019 12:08 PM
287	More buses picking up at more times	1/25/2019 12:08 PM
288	I would like to take the bus but it doesn't go near my neighborhood nor is there any place I could go that is in walking distance. Leaving MSU can be difficult.	1/25/2019 12:07 PM
289	Sidewalks in the parking lots.	1/25/2019 12:07 PM
290	Warmer weather lol	1/25/2019 12:07 PM
291	Nothing. the bus route is best and I live close enough to walk.	1/25/2019 12:06 PM
292	More lots closer to the buildings	1/25/2019 12:06 PM
293	Short term parking for errands to campus	1/25/2019 12:05 PM
294	More parking!	1/25/2019 12:05 PM
295	I don't really care.	1/25/2019 12:05 PM
296	If there was more parking lots available closer to campus as well as the pricing be cheaper or included into tuition.	1/25/2019 12:05 PM
297	Having closer parking so I didn't have to take the bus or walk	1/25/2019 12:05 PM
298	Buses coming at better times	1/25/2019 12:05 PM
299	Safer sidewalks	1/25/2019 12:04 PM
300	Free parking	1/25/2019 12:04 PM
301	More night time and weekend buses. We have no transportation for SH on sundays	1/25/2019 12:04 PM
302	More bus routes	1/25/2019 12:04 PM
303	Closer free parking! With more spaces	1/25/2019 12:03 PM

Results

Online Survey

MSU | Mankato Student Survey

Q18 What would most improve the experience of moving through campus as a pedestrian?

Answered: 301 Skipped: 92

#	RESPONSES	DATE
1	Having a food option close to the PA building	2/22/2019 2:32 AM
2	Better access to elevators/signage to point to accessible areas.	2/7/2019 5:09 PM
3	Not sure.	2/6/2019 7:12 PM
4	More indoor pathways to other buildings. Additional outdoor tables.	2/5/2019 6:30 PM
5	If the roads were salted the day they freeze over, even on weekends	2/5/2019 4:08 PM
6	More signs inside directing to other buildings for travelling thru buildings in the winter.	2/4/2019 5:01 PM
7	Nothing is needed to improve this	2/3/2019 9:08 PM
8	Connect the Library to Nelson Hall with a tunnel.	2/1/2019 3:03 PM
9	?	2/1/2019 10:35 AM
10	More obvious signpost showing directions inside buildings	1/31/2019 12:03 AM
11	Unknown	1/29/2019 8:11 PM
12	More maps around and building name plaques in hall ways and doorways. People get lost all time.	1/29/2019 12:40 PM
13	more convenient tunnels, connect Morris and Armstrong.	1/29/2019 11:46 AM
14	A map of the indoor hallways to get to different buildings without having to go outside!	1/28/2019 5:29 PM
15	More walkways that are not in a straight line or on a square. More trees!!!! Start actually implementing sustainability practices that reduce concrete, runoff and herding us like cattle through a chute.	1/28/2019 10:53 AM
16	non-icy sidewalks in winter	1/28/2019 10:44 AM
17	conveniently connected all campus without going outside	1/28/2019 10:42 AM
18	Find a way to stay inside all the way to the caf	1/28/2019 10:28 AM
19	Underground tunnels to prevent having to go outside when it's -20 degrees out	1/28/2019 10:27 AM
20	I really appreciate the crosswalk signs! Maybe some specific bike paths?	1/28/2019 9:49 AM
21	The walkways are always clear and salted by the time I come to campus so I have no complaints	1/28/2019 8:43 AM
22	I can't think of anything.	1/28/2019 1:40 AM
23	A way to be able to get from the residence halls to main campus or dining room without going outside because it is awful when it is cold	1/27/2019 11:48 PM
24	More indoor walkways... In particular, do not lock the doors to early... lit is extremely fusterating to have to walk home in the cold after a long night of studying	1/27/2019 11:07 PM
25	na	1/27/2019 10:35 PM
26	n/a	1/27/2019 10:22 PM
27	Widening of sidewalks	1/27/2019 9:46 PM
28	Knowing the indoor route to all of the buildings.	1/27/2019 9:13 PM
29	parking lot warming houses, or underground tunnels	1/27/2019 8:52 PM
30	Cute lights in the trees, better flow of student traffic	1/27/2019 8:48 PM
31	landscaping	1/27/2019 8:26 PM

Results

Online Survey

MSU | Mankato Student Survey

32	I know the shuttles have basic schedules, but they never announce when/if the shuttles will not be in service. For example, this Martin Luther King Jr. day the shuttles weren't running but they had no announcements or flyers posted in the bus shelters about it. Also if the shuttles had scheduled arrival times, or intervals (ex: every 15 minutes). Sometimes I'm waiting 10 minutes, sometimes I'm waiting 30 for a shuttle to arrive.	1/27/2019 7:43 PM
33	NA	1/27/2019 7:38 PM
34	I feel safe walking	1/27/2019 7:31 PM
35	wider sidewalks	1/27/2019 6:57 PM
36	Recycling bins, and more green space	1/27/2019 5:54 PM
37	Repave some of the sidewalks that are worn down. Add more lights to make it brighter around campus at night.	1/27/2019 4:59 PM
38	Moving Wiecking Center closer, as I am either late for classes going to or coming from that building every day I need to go to there. Also, more scenic sitting areas would be nice and the addition of recycling bins outdoors by garbage cans. I don't want to have to carry recyclables around with me just because my only option outdoors is to throw it away!	1/27/2019 4:37 PM
39	safer crosswalks or some more tunnels or interconnected buildings, and having more entrances be handicap accessible, because needing to use those makes entering buildings difficult	1/27/2019 4:33 PM
40	Better ways of accessing campus without going outdoors especially when it is raining or cold.	1/27/2019 4:30 PM
41	Nothing	1/27/2019 4:28 PM
42	nothing	1/27/2019 3:32 PM
43	Unlock the hallways on weekends so students can get to sports and activities without freezing outside in the winter.	1/27/2019 3:29 PM
44	NA	1/27/2019 3:08 PM
45	Nothing, I have no complaints.	1/27/2019 3:04 PM
46	warm tunnels especially in the winter	1/27/2019 2:38 PM
47	make a tunnel from the purple lot to the basketball stadium	1/27/2019 2:08 PM
48	Easier way to cross streets	1/27/2019 1:59 PM
49	Nothing	1/27/2019 1:16 PM
50	idk	1/27/2019 1:00 PM
51	nothing	1/27/2019 12:06 PM
52	Moving through campus is fine as long as you know your way around	1/27/2019 10:08 AM
53	I think campus is very easy to navigate.	1/27/2019 6:49 AM
54	Already convenient	1/27/2019 2:46 AM
55	Nothing	1/27/2019 12:16 AM
56	More inside walkways and connecting buildings for the winter when the wind chill is -20.	1/26/2019 11:28 PM
57	More underground walkways!!!!!!	1/26/2019 11:01 PM
58	I rarely go from building to building but the last time I went from the student union to the library, the sidewalk was very covered in snow and ice. Perhaps a canopy between the two would be helpful.	1/26/2019 10:41 PM
59	Underground tunnels like some other universities	1/26/2019 8:44 PM
60	Tunnels between buildings	1/26/2019 8:43 PM
61	THE buildings being more connected.	1/26/2019 7:54 PM
62	signage within buildings so you know how to get to other buildings while remaining inside	1/26/2019 7:44 PM
63	moving through campus as a pedestrian is already very good	1/26/2019 7:12 PM
64	n	1/26/2019 7:05 PM
65	N/A	1/26/2019 5:49 PM

Results

Online Survey

MSU | Mankato Student Survey

66	As a larger goal overall I think the campus would benefit from a more simplified and extensive tunnel system to get from building to building without going outside. There is already connections to some buildings but the labyrinth of twists and turns you have to make to use the tunnels is ineffective. UMD, for example, has a fantastic tunnel system.	1/26/2019 1:10 PM
67	More traffic controls	1/26/2019 12:09 PM
68	Tunnels	1/26/2019 11:33 AM
69	More signs so I can find faster paths to my destinations, I feel that I have to go back and forth to get to any destination.	1/26/2019 10:07 AM
70	Non-decorative patterns of sidewalks. Sidewalks that are actually going to and from other doors would be way easier to travel on versus going out of your way to stay on the sidewalk.	1/26/2019 1:34 AM
71	Sky walks? I don't think there's much wrong as a pedestrian, I guess more shuttles would be safer as it would pick people up & prevent people from walking into traffic which seems to happen a lot. Buses can't stop fast enough for the people that use cross walks when they shouldn't	1/26/2019 12:54 AM
72	The stop light I mentioned earlier. That is all really, the sidewalks are always shoveled when there is snow and no grass or weeds/broken sidewalk is spring time, there are even cross guards on busy days/times from the CSU to residential buildings, that is a nice touch.	1/26/2019 12:49 AM
73	It's pretty good right now	1/25/2019 11:58 PM
74	Better ice control, more so on ramps/Accessible entrances. I've had a few friends with disabilities have problems moving around on icy surfaces.	1/25/2019 11:25 PM
75	Make all buildings accessible by indoor means.	1/25/2019 11:03 PM
76	I don't see an issue	1/25/2019 10:48 PM
77	It isn't bad at all. I can't think of much.	1/25/2019 10:47 PM
78	Underground tunnel from the parking lots to the Taylor center.	1/25/2019 10:47 PM
79	N/A	1/25/2019 10:28 PM
80	I don't know	1/25/2019 9:46 PM
81	Everything seems pretty good.	1/25/2019 9:15 PM
82	TUNNELS	1/25/2019 9:15 PM
83	Skyway or tunnel connecting Preska to library for the cold days. Also bridges or improved crosswalks to increase traffic flow. For pedestrians and vehicles	1/25/2019 8:58 PM
84	More above ground or under ground walking tunnels for the winter, that are also more convenient so you do not have to walk all over campus to get from one building to the next	1/25/2019 8:57 PM
85	Nothing.	1/25/2019 8:50 PM
86	more recycling bins and/or garbage containers.	1/25/2019 8:37 PM
87	Weather buffers for the future or greenery. Keeping up on winter salting	1/25/2019 8:24 PM
88	N/A	1/25/2019 8:23 PM
89	more tunnels for the winter	1/25/2019 8:02 PM
90	Like my previous answer, less walking outside in the cold. Stricter speed limits between Nelson Hall/Wissink and the the Performing Arts building.	1/25/2019 7:52 PM
91	Nothing!	1/25/2019 7:45 PM
92	people love to speed down the roads thinking they're not going to stop and others that deliberately drive right through when your waiting.	1/25/2019 7:11 PM
93	More signs	1/25/2019 7:08 PM
94	I don't really have any concerns with this	1/25/2019 7:02 PM
95	I get through pretty well	1/25/2019 6:56 PM
96	Skyways	1/25/2019 6:50 PM
97	n/a	1/25/2019 6:49 PM

Results

Online Survey

MSU | Mankato Student Survey

98	A better description of signs and locations.	1/25/2019 6:35 PM
99	Maybe add more campus maps so new students can find the correct buildings	1/25/2019 5:57 PM
100	no	1/25/2019 5:51 PM
101	Nothing	1/25/2019 5:33 PM
102	Nothing really. It's fine. It does get kinda busy crossing from the residences halls to the library side of the campus because there are so many cars driving through, which is kind of dangerous. But otherwise it's fine.	1/25/2019 5:27 PM
103	It seems like there are always quite a few sidewalks in need of repair.	1/25/2019 5:26 PM
104	Nothing	1/25/2019 5:26 PM
105	n/a	1/25/2019 5:21 PM
106	N/A	1/25/2019 5:14 PM
107	Ban cars on campus. Make it easier to cross the street without getting run over. Severely restrict cars on campus.	1/25/2019 5:11 PM
108	It's okay	1/25/2019 5:07 PM
109	More signs to know where to go.	1/25/2019 5:05 PM
110	more ways to travel between buildings without having to step outside	1/25/2019 5:04 PM
111	Make tunnels or connections for when it's winter and cold.	1/25/2019 4:55 PM
112	n/a	1/25/2019 4:51 PM
113	More tunnels and overpasses to get to the buildings. Right now it is all connected through Morris which makes Morris crowded	1/25/2019 4:48 PM
114	Better snow removal in the winters by the dining center and sears. Often very icy as well	1/25/2019 4:47 PM
115	Brighter white lines of crosswalks and possibly more stop signs.	1/25/2019 4:42 PM
116	Cars stopping for the crosswalks	1/25/2019 4:41 PM
117	Regulated crosswalks	1/25/2019 4:40 PM
118	This is not a problem for me at this time.	1/25/2019 4:39 PM
119	Most students are very inconsiderate of the crosswalks and stop signs. IF there was a way to fix that, that would be appreciated	1/25/2019 4:36 PM
120	n/a	1/25/2019 4:33 PM
121	Bike lane	1/25/2019 4:32 PM
122	More places to stop and sit outside if wanted.	1/25/2019 4:32 PM
123	create more connection road for building	1/25/2019 4:31 PM
124	It's good	1/25/2019 4:31 PM
125	N/A	1/25/2019 4:28 PM
126	i can't think of anything	1/25/2019 4:11 PM
127	Paths that go straight to a destination, not curved.	1/25/2019 4:10 PM
128	More direct sidewalks. Traveling from different sides of the campus is not enjoyable at all. Especially during the winter	1/25/2019 4:04 PM
129	free parking everywhere so i then wont have to walk	1/25/2019 4:02 PM
130	I have no problems with the experience of moving through campus as a pedestrian.	1/25/2019 3:58 PM
131	melt the ice, it is so slippery	1/25/2019 3:55 PM
132	Tunnels so we don't have to walk around outside too long in the cold.	1/25/2019 3:52 PM
133	nothing	1/25/2019 3:52 PM
134	nothing	1/25/2019 3:48 PM

Results

Online Survey

MSU | Mankato Student Survey

135	More inside walkways	1/25/2019 3:46 PM
136	Walking signals	1/25/2019 3:45 PM
137	Increased light sources at night... there are places on campus where it feels too dark and creepy.	1/25/2019 3:37 PM
138	Not sure.	1/25/2019 3:23 PM
139	more or safer places to walk when crossing busy streets	1/25/2019 3:22 PM
140	maps	1/25/2019 3:20 PM
141	none	1/25/2019 3:20 PM
142	N/A	1/25/2019 3:18 PM
143	N/A	1/25/2019 3:16 PM
144	N/A	1/25/2019 3:15 PM
145	Have all buildings connected in multiple locations	1/25/2019 3:13 PM
146	Maps at entrances and exits with names and abbreviations. I have seen a lot of people needing to ask for help when lost in the hallways.	1/25/2019 3:07 PM
147	i believe its good	1/25/2019 3:04 PM
148	Blocked off space between Julia Sears crosswalk and the Preska/Nelson Hall crosswalk.	1/25/2019 2:58 PM
149	n/a I have no complaints	1/25/2019 2:56 PM
150	none	1/25/2019 2:52 PM
151	Skyways.	1/25/2019 2:51 PM
152	Nothing	1/25/2019 2:50 PM
153	good as is	1/25/2019 2:47 PM
154	nothing	1/25/2019 2:41 PM
155	Less blind corners	1/25/2019 2:36 PM
156	None	1/25/2019 2:29 PM
157	More direct routes from one building to another instead of sidewalks that go every direction except the one you need to travel in, more indoor travel options for cold winters	1/25/2019 2:29 PM
158	I cannot think of anything, so there is not a huge problem in this area.	1/25/2019 2:24 PM
159	N/A	1/25/2019 2:22 PM
160	Nothing particular.	1/25/2019 2:22 PM
161	tunnels	1/25/2019 2:21 PM
162	sidewalks that are laid out intelligently	1/25/2019 2:21 PM
163	Closed campus. Close the roads off and make them only available to staff (the road that goes next to the dining center and around CSU etc. This way people can walk across the street easier. Obviously, buses would still be able to get through.	1/25/2019 2:20 PM
164	More crosswalks or flashers indicating someone is walking	1/25/2019 2:14 PM
165	Separate space for bikers and walkers	1/25/2019 2:14 PM
166	Indoor routes without having to go up and down several staircases	1/25/2019 2:14 PM
167	Nothing	1/25/2019 2:13 PM
168	Removing the roads that go through campus	1/25/2019 2:10 PM
169	clear the snow better	1/25/2019 2:09 PM
170	Bike lanes.	1/25/2019 2:06 PM
171	parking lots closer	1/25/2019 2:05 PM

Results

Online Survey

MSU | Mankato Student Survey

172	More tunnels/sky ways for poor weather and more maps around campus to help students and visitors navigate.	1/25/2019 2:02 PM
173	The intersection from Warner and Stadium isn't the safest. A lot of us use it but could be safe for us and for drivers.	1/25/2019 1:59 PM
174	More easily accessible indoor tunnels	1/25/2019 1:55 PM
175	It's fine	1/25/2019 1:53 PM
176	I think there should be a crosswalk to the chipotle by campus since people are all j walking to get there and I get worried that they will get hit by cars	1/25/2019 1:45 PM
177	nothing	1/25/2019 1:41 PM
178	Keeping the sidewalks in good condition and having the snow and ice off it in the winter.	1/25/2019 1:38 PM
179	It's fine as it is	1/25/2019 1:37 PM
180	Nothing	1/25/2019 1:36 PM
181	If people understood hallway manners and didn't stop and talk in the middle of the hallways.	1/25/2019 1:32 PM
182	Nothing - this is great!	1/25/2019 1:31 PM
183	need to clean sidewalks during snow time	1/25/2019 1:28 PM
184	More tunnels	1/25/2019 1:28 PM
185	Also make it summer year round because it's cold	1/25/2019 1:26 PM
186	flashing cross walk signs	1/25/2019 1:23 PM
187	Efficient snow removal.	1/25/2019 1:22 PM
188	Better crossing guards	1/25/2019 1:20 PM
189	Nothing as far as movement through campus. The campus is very compact which I appreciate, so I never have to walk very far	1/25/2019 1:20 PM
190	Make the Warren and Stadium Road intersection more pedestrian friendly. This intersection can be very busy at times with high numbers of students crossing the street and lots of traffic traveling every direction.	1/25/2019 1:19 PM
191	n/a	1/25/2019 1:19 PM
192	Getting new bus drivers that watch and care about pedestrians	1/25/2019 1:19 PM
193	n/a	1/25/2019 1:18 PM
194	Make walking from building to building while inside more accessible. You have to change between the 2nd floor of some buildings to the basement of others to remain inside. While I personally do not have any accessibility problems, I am sure there are many who would benefit form this addition	1/25/2019 1:15 PM
195	Nothing	1/25/2019 1:12 PM
196	tell the bus drivers to drive not so recklessly. they really do not care. and have the tunnels opened at night or when it is super cold out	1/25/2019 1:12 PM
197	More trees and nature. Also more maps and signs .	1/25/2019 1:11 PM
198	designated areas for slow walkers (just kidding. It's fine).	1/25/2019 1:10 PM
199	Allow students to go inside building that are connect to other building. They can do this to prevent students from walking outside in the harsh cold.	1/25/2019 1:10 PM
200	No complaints in this area.	1/25/2019 1:08 PM
201	A covered or underground walkway from the library to the arts building or Armstrong Hall.	1/25/2019 1:07 PM
202	Nothing.	1/25/2019 1:06 PM
203	Not much pretty good	1/25/2019 1:01 PM

Results

Online Survey

MSU | Mankato Student Survey

204	More security. I've almost been hit by drivers that don't care that I'm in the crosswalks, or walking nearly anywhere. They assume that pedestrians will jump out of the way. I've seen other people have the same issues, and it's dangerous and tiring. More security would help force people to drive in a responsible manner.	1/25/2019 1:01 PM
205	It's pretty good	1/25/2019 1:00 PM
206	Idk	1/25/2019 1:00 PM
207	Some how connecting the residents halls to the new dining hall.	1/25/2019 12:58 PM
208	a tunnel between preska and the library	1/25/2019 12:57 PM
209	Not sure.	1/25/2019 12:53 PM
210	Smoother sidewalks	1/25/2019 12:53 PM
211	more tunnels, it's cold	1/25/2019 12:52 PM
212	Nothing	1/25/2019 12:46 PM
213	I don't know	1/25/2019 12:45 PM
214	N/A	1/25/2019 12:43 PM
215	everything is fine	1/25/2019 12:43 PM
216	Heated bus stops	1/25/2019 12:42 PM
217	TUNNELS	1/25/2019 12:42 PM
218	The sidewalks suck. I almost broke an ankle in a huge crack.	1/25/2019 12:42 PM
219	N/A	1/25/2019 12:41 PM
220	Inside passage ways being unlocked until midnight all week	1/25/2019 12:40 PM
221	Add a heated tunnel / connection of some sort between Preska and the library, it'll take foot traffic off the road and during winter it's a really uncomfortable walk. A connection between Taylor Center and Trafton S would be nice too.	1/25/2019 12:40 PM
222	Tunnels or some sort of covered access between buildings for winter months.	1/25/2019 12:40 PM
223	If there were less cars on campus	1/25/2019 12:39 PM
224	Not sure. It's already fine	1/25/2019 12:38 PM
225	Open the underground tunnel from nelson hall to the dorms. We all know about it.	1/25/2019 12:36 PM
226	Consistently plowed sidewalks and salted	1/25/2019 12:35 PM
227	Separate or additional lane for bicycle, scooter, hoverboard, skateboard etc users.	1/25/2019 12:35 PM
228	If it were indoors like UMD instead of walking outside	1/25/2019 12:34 PM
229	It would be better if there is a lot more activity outside. The bike trails on campus can be improved	1/25/2019 12:34 PM
230	More tunnels to each building	1/25/2019 12:34 PM
231	crossing guards	1/25/2019 12:33 PM
232	Security	1/25/2019 12:32 PM
233	Nothing	1/25/2019 12:32 PM
234	Ice being shoveled properly so students don't slip and fall	1/25/2019 12:30 PM
235	I have no idea	1/25/2019 12:29 PM
236	Indoor connections between more buildings for the winter.	1/25/2019 12:29 PM
237	Maybe establishing bike lanes on campus so students know where to walk and where to bike. Mostly for safety of pedestrian and those biking around campus.	1/25/2019 12:27 PM
238	some shrubs or something to block the wind?	1/25/2019 12:27 PM
239	Crossing guards	1/25/2019 12:27 PM
240	N/A	1/25/2019 12:27 PM

Results

Online Survey

MSU | Mankato Student Survey

241	Better lighting at night	1/25/2019 12:25 PM
242	redoing the sidewalks behind trafton	1/25/2019 12:25 PM
243	More traffic controller people more frequently	1/25/2019 12:24 PM
244	Improve the walkways and paths, many have cracks or clear signs of wear down.	1/25/2019 12:24 PM
245	Connecting the PA building with the rest of the campus. It is the center for concerts and performances, but is the one building not connected.	1/25/2019 12:22 PM
246	Idk	1/25/2019 12:22 PM
247	Bridges for crossing busy streets like stadium	1/25/2019 12:21 PM
248	none	1/25/2019 12:21 PM
249	More deicing	1/25/2019 12:21 PM
250	Nothing comes to mind.	1/25/2019 12:19 PM
251	Signs encouraging bikers and skate boarders to be respectful to people walking.	1/25/2019 12:17 PM
252	During class days, especially when there's a lot of pedestrians have more traffic control people. And have more campus security enforcing driving laws in campus. I'm surprised more people aren't hit with how reckless people driving on campus.	1/25/2019 12:17 PM
253	N/A	1/25/2019 12:17 PM
254	I don't think anything needs to be improved. I love the skyways and tunnels.	1/25/2019 12:16 PM
255	I have no idea. I'm an Edina student.	1/25/2019 12:16 PM
256	none	1/25/2019 12:16 PM
257	It works now	1/25/2019 12:16 PM
258	The walkways be more clearer and easier for handicap people to get through	1/25/2019 12:16 PM
259	Tunnel or skyway from res halls to memorial library	1/25/2019 12:15 PM
260	I don't feel it is a problem currently.	1/25/2019 12:14 PM
261	Free parking	1/25/2019 12:14 PM
262	People not smoking	1/25/2019 12:14 PM
263	A safer crossing of stadium.	1/25/2019 12:14 PM
264	More sheltered walkways and connect all the buildings, and extended library hours	1/25/2019 12:14 PM
265	NA	1/25/2019 12:13 PM
266	Salting in the winter	1/25/2019 12:13 PM
267	Nothing, everything is fine.	1/25/2019 12:13 PM
268	Skyways or underground tunnel to and from parking lots and all buildings	1/25/2019 12:12 PM
269	I can't think of anything.	1/25/2019 12:12 PM
270	Wider paths	1/25/2019 12:12 PM
271	None needed	1/25/2019 12:12 PM
272	walking bridges, tunnels. It's cold out	1/25/2019 12:11 PM
273	parking ramps	1/25/2019 12:11 PM
274	Nothing	1/25/2019 12:11 PM
275	Lighting	1/25/2019 12:11 PM
276	n/a	1/25/2019 12:11 PM
277	More color and more msu/Mavericks logos and items around campus or on buildings	1/25/2019 12:11 PM
278	More indoor pathways.	1/25/2019 12:10 PM
279	Covered walkways would be nice for outdoor walking with poor weather conditions.	1/25/2019 12:10 PM

Results

Online Survey

MSU | Mankato Student Survey

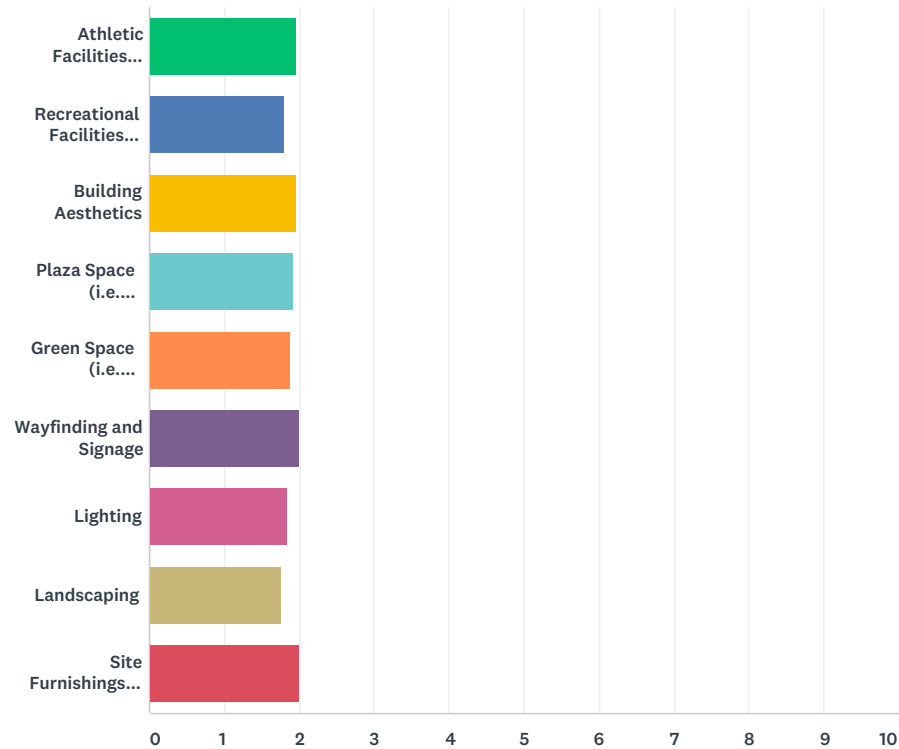
280	Having underground tunnels connecting the parking lots and the school buildings. Most of the time spent in school is during the extremely cold winter months so having to not face blaring cold wind would be nice and safer since crossing the street wouldn't be a safety issue anymore	1/25/2019 12:10 PM
281	If it didn't take so long to walk through campus	1/25/2019 12:09 PM
282	Updating the green spaces	1/25/2019 12:09 PM
283	Nothing the campus sidewalks are always plowed and walkable.	1/25/2019 12:09 PM
284	Na	1/25/2019 12:09 PM
285	more sidewalks that allow me to get right to the buildings or more crosswalks so that walking across the street is more safe and obtainable	1/25/2019 12:09 PM
286	Staggered class times so not everyone is walking around at the same time.	1/25/2019 12:08 PM
287	Nothing	1/25/2019 12:08 PM
288	Fix cement out front of CSU	1/25/2019 12:07 PM
289	A tunnels/ skyway that connect the library to Nelson hall	1/25/2019 12:07 PM
290	Stop signs at all cross walks	1/25/2019 12:06 PM
291	Better lighting and crosswalks for better visibility and pedestrian safety.	1/25/2019 12:06 PM
292	N/a it works well how I move	1/25/2019 12:06 PM
293	Remove places where vehicles can drive where people would walk.	1/25/2019 12:06 PM
294	Nothing	1/25/2019 12:06 PM
295	Nothing to note that makes it difficult	1/25/2019 12:05 PM
296	n/a	1/25/2019 12:05 PM
297	Idk	1/25/2019 12:05 PM
298	Nothing	1/25/2019 12:05 PM
299	More underground tunnels	1/25/2019 12:05 PM
300	More tunnels from library to preska/ dining center	1/25/2019 12:04 PM
301	None	1/25/2019 12:03 PM

Results
Online Survey

MSU | Mankato Student Survey

Q19 Thinking about outdoor Campus Spaces, how would you rate your satisfaction with the following components: (Rating Matrix)

Answered: 299 Skipped: 94



	VERY SATISFIED	SOMEWHAT SATISFIED	SOMEWHAT DISSATISFIED	VERY DISSATISFIED	TOTAL	WEIGHTED AVERAGE
Athletic Facilities (outdoor) (i.e. Blakeslee Stadium, etc.)	30.77% 92	49.50% 148	12.71% 38	7.02% 21	299	1.96
Recreational Facilities (outdoor) (i.e. Ropes Course, Rec Fields etc.)	32.78% 98	57.19% 171	7.69% 23	2.34% 7	299	1.80
Building Aesthetics	27.42% 82	51.51% 154	17.39% 52	3.68% 11	299	1.97
Plaza Space (i.e. Marso-Schmitz Plaza, Alumni Plaza, etc.)	25.75% 77	58.53% 175	13.38% 40	2.34% 7	299	1.92
Green Space (i.e. Arboretum, Dining Center-Preska Quad, etc.)	35.12% 105	46.82% 140	13.38% 40	4.68% 14	299	1.88
Wayfinding and Signage	26.76% 80	50.17% 150	18.39% 55	4.68% 14	299	2.01
Lighting	37.79% 113	42.81% 128	15.72% 47	3.68% 11	299	1.85
Landscaping	41.81% 125	45.15% 135	9.70% 29	3.34% 10	299	1.75

Results
Online Survey

MSU | Mankato Student Survey

Site Furnishings (benches, tables, etc.)	28.76% 86	45.82% 137	21.07% 63	4.35% 13	299	2.01
--	--------------	---------------	--------------	-------------	-----	------

Results

Online Survey

MSU | Mankato Student Survey

Q20 Additional Comments:

Answered: 109 Skipped: 284

#	RESPONSES	DATE
1	I don't use a lot of the above listed.	2/22/2019 2:33 AM
2	Good.	2/6/2019 7:12 PM
3	More winter surviving trees outdoors, more seating indoors and outdoors	2/5/2019 6:32 PM
4	There needs to be better signage to direct students to Carkoski Commons	2/5/2019 4:10 PM
5	N/A	2/3/2019 9:16 PM
6	Make the green space between the library and the CSU larger.	2/1/2019 3:05 PM
7	Some parts of Trafton building are creepy. Need more off campus outdoor free activites to create fun and memorable moments associated with MSU, Mankato.	1/31/2019 12:12 AM
8	Subscribe to Willne	1/29/2019 11:48 AM
9	As I mentioned before, your sustainability practices are seriously lacking. You should be a leader, especially since you have programs and students that could make concrete recommendations and help implement them. Stop with the over-mowing and move into more environmentally sensitive ways of creating community.	1/28/2019 10:55 AM
10	Please include locations of printers on indoor maps to campus	1/28/2019 10:27 AM
11	I like the updated look of most of the buildings, but it really makes the old ones stand out. I like the school pride that can be seen throughout campus.	1/28/2019 9:50 AM
12	none	1/28/2019 8:44 AM
13	I think a little updating in some if the study area s throughout campus could go a long way	1/27/2019 11:10 PM
14	Nothing	1/27/2019 8:53 PM
15	Campus flow and overall quality could be much better if extra would was put in	1/27/2019 8:50 PM
16	a lot of the tables and chairs in the Taylor center are wobbly	1/27/2019 8:27 PM
17	None.	1/27/2019 4:59 PM
18	Please place recycling options outdoors for students and staff. More gardens and trees would be nice!	1/27/2019 4:38 PM
19	i don't know what you mean by plaza space so i can't rate it fairly, but i feel that also means that there needs to be better signage	1/27/2019 4:35 PM
20	The new buildings look really nice.	1/27/2019 4:30 PM
21	Fix the existing outdoor athletic - not recreational - facilities before building the sports dome.	1/27/2019 3:30 PM
22	N/A.	1/27/2019 3:05 PM
23	landscaping is great	1/27/2019 2:09 PM
24	Some of the couches/ chair cushions need to be cleaned	1/27/2019 10:09 AM
25	I am not involved with sports, so my first answers are arbitrary.	1/27/2019 6:51 AM
26	N/a	1/27/2019 2:46 AM
27	You should put an option of "do not use" here, I don't care about athletic facilities, they are nice and do not need improvement.	1/26/2019 11:02 PM
28	Some of the student union furnishings are starting to wear.	1/26/2019 10:42 PM
29	I didn't even know some of those existed may want to advertise	1/26/2019 8:45 PM
30	landscaping could be more colorful	1/26/2019 7:13 PM

Results

Online Survey

MSU | Mankato Student Survey

31	N/A	1/26/2019 11:34 AM
32	N/A	1/26/2019 10:07 AM
33	Blakeslee stadium needs to be updated and improved. Seeing other fields and stadiums within the NSIC makes me wonder why Blakeslee stadium hasn't been updated. The stands (Bleachers) are extremely unsafe!	1/25/2019 11:04 PM
34	none	1/25/2019 10:49 PM
35	Find a way to inform students of all the facilities available to their use and make this more publicized	1/25/2019 9:47 PM
36	Clean spaces so we can concentrate. Sometimes look like a dump for students garbage and supplies	1/25/2019 9:00 PM
37	The tennis courts are in really bad shape, also the lighting is terrible. The lights are dim and yellow and it is hard to keep track of the ball.	1/25/2019 8:53 PM
38	Voting for the Sports Bubble should have been made available for longer time frame during the day and for non-traditional students.	1/25/2019 8:39 PM
39	N/A	1/25/2019 8:24 PM
40	The laundry room for G hall should be in the basement. When I first moved here I was told it was in the basement. It's not easy to find let alone get to, whereas f hall has their own.	1/25/2019 7:18 PM
41	N/a	1/25/2019 6:51 PM
42	It's average all around. Nothing special or terrible.	1/25/2019 6:36 PM
43	I definitely think signage needs to be improved, like I said, I was never given a formal tour of the campus as a graduate student so there was an excessive amount of trial and error trying to find my way going various places. I absolutely loved the addition of the round purple tables with umbrellas and USB chargers, they are popular and more would be nice!	1/25/2019 5:28 PM
44	NA	1/25/2019 5:28 PM
45	N/A.	1/25/2019 5:28 PM
46	None.	1/25/2019 5:05 PM
47	the fountain is ugly	1/25/2019 4:52 PM
48	None	1/25/2019 4:42 PM
49	There are no places to study outdoors	1/25/2019 4:41 PM
50	n/a	1/25/2019 4:34 PM
51	None	1/25/2019 4:33 PM
52	More "green spaces"	1/25/2019 4:15 PM
53	is that an overgrown garden near Warren??? it should be set up or tended by students or something...	1/25/2019 4:12 PM
54	Most of the school year is during the winter so account for that!	1/25/2019 4:06 PM
55	N/A	1/25/2019 3:16 PM
56	With all the cash this place rakes in on a yearly basis, you would think that the actual campus would look a little cleaner and pleasant	1/25/2019 3:16 PM
57	Armstrong has old furniture and is super dark in some spots. Armstrong is super old and the otto rec center is too small	1/25/2019 2:53 PM
58	good place to go to school	1/25/2019 2:41 PM
59	Ropes course is hard to access, dining center is NOT a green space, rec fields and athletic facilities are always booked (no free time for students to use without being in a class or group), lack of sinage overall	1/25/2019 2:32 PM
60	Na	1/25/2019 2:30 PM
61	its a school not a gym. we don't need more athletic space.	1/25/2019 2:23 PM

Results

Online Survey

MSU | Mankato Student Survey

62	Can we get more of those solar panel benches that are next to the clinical science building next to the dining center? Also more lighting and blue security poles.	1/25/2019 2:21 PM
63	Some seating is impractical for studying in some locations	1/25/2019 2:15 PM
64	Outdoor picnic tables are very uncomfortable. Literally any other type of material would be better. The design is bad too. Try sitting on them in shorts, it's not pleasurable to stand up.	1/25/2019 2:08 PM
65	There are no outdoor places that are specifically for hanging out. In fact, the university has discouraged students from hanging out on the grass because they want the grass to grow. I'm an English major. All I want to do is find a relaxing space outdoors to read. Also, stop spending so much money on new sports facilities that the university does not need. The Otto Rec center provided ample opportunity for students to workout, and now a new sports dome is being built. How about updating the buildings that desperately need it like the library?	1/25/2019 1:59 PM
66	none	1/25/2019 1:42 PM
67	Could have a few more places set up for students to study on them it's nice out.	1/25/2019 1:39 PM
68	Not enough seating, not enough tables	1/25/2019 1:37 PM
69	Please help Nelson hall, and thank you for considering our opinions!	1/25/2019 1:23 PM
70	Signage needs to be updated. For example, there are still signs that point to Gage Tower which no longer exists	1/25/2019 1:21 PM
71	Plazas have mismatched concrete. They look bad	1/25/2019 1:21 PM
72	n/a	1/25/2019 1:19 PM
73	Blakeslee NEEDS an update	1/25/2019 1:13 PM
74	I would love to see more nature outside.	1/25/2019 1:12 PM
75	N/A	1/25/2019 1:10 PM
76	Why do we have a fountain if it has to be turned off for over half the school year? It looks ugly when it just sits there empty.	1/25/2019 1:08 PM
77	Landscaping is really nice compared to St. Cloud State or other schools I've seen.	1/25/2019 1:07 PM
78	Needs improvement	1/25/2019 1:01 PM
79	This campus is functionally and aesthetically very pleasing to live and work in. In my personal opinion, it would be nice to see more green space, with a wider variety of native plant species, because having some kind of open garden or similar concept is good for people to relax in and de-stress in.	1/25/2019 1:01 PM
80	No additional comment.	1/25/2019 12:54 PM
81	NA	1/25/2019 12:47 PM
82	N/A	1/25/2019 12:36 PM
83	Need to introduce more technology	1/25/2019 12:33 PM
84	Don't spend so much money on all of these things! I like them, but we're here to learn. I'd rather have low tuition. This survey is misleading because you don't even discuss the costs involved with all these improvements. OF COURSE, everyone would like everything improved - but I would rather have lower tuition.	1/25/2019 12:31 PM
85	Good place for me	1/25/2019 12:30 PM
86	Most of the old buildings are very depressing to be in. The walls are all white and the lights are painful to look at or be under, it really feels like a hospital. The lack of windows and colors makes for a painful class time. (i.e. Armstrong-classrooms without windows, very white walls, bright cold-colored lights, extremely neutral color palette, brick walls)	1/25/2019 12:29 PM
87	Please do not use the term Arboretum when there is a clinical science building there where the university removed many of the trees that were used for courses.	1/25/2019 12:29 PM
88	i dont think we need so much lawn. more real plants, please.	1/25/2019 12:29 PM
89	The football stadium needs to be redone. I think if we want more student participation and school spirit, you need better facilities.	1/25/2019 12:26 PM

Results

Online Survey

MSU | Mankato Student Survey

90	The Blakeslee Stadium has bathrooms on the home side that frequently break. The lack of cover over the stands makes any cold or rainy football match very miserable. The stadium itself is very old and the wear is visible.	1/25/2019 12:24 PM
91	Blakeslee is a pile of Poo and lacks amenities that should come with a D2 stadium and team that has our success. Otto rec center is cramped and doesn't meet our needs for how many students we have.	1/25/2019 12:24 PM
92	The concrete needs to be replaced in certain places due to cracked and crumbling pieces (particularly by the fountain) but overall things look well maintained.	1/25/2019 12:23 PM
93	I don't know. I have never been there.	1/25/2019 12:17 PM
94	none	1/25/2019 12:16 PM
95	Inside of classrooms, I think some need renovations as they appear outdated and uncomfortable compared to the newer set ups.	1/25/2019 12:15 PM
96	No	1/25/2019 12:15 PM
97	None	1/25/2019 12:14 PM
98	No strong opinions	1/25/2019 12:14 PM
99	N/A	1/25/2019 12:13 PM
100	Additional tables in the lawn between sears and the library would be a nice addition	1/25/2019 12:12 PM
101	blakslee needs to torn down and build a new stadium asap	1/25/2019 12:12 PM
102	Need new football stadium	1/25/2019 12:12 PM
103	None	1/25/2019 12:11 PM
104	Add more quiet spaces for students	1/25/2019 12:10 PM
105	Please improve the quality of classrooms before anything else.	1/25/2019 12:10 PM
106	Update these spaces instead of building a dome.	1/25/2019 12:10 PM
107	Site furnishings could be upgraded.	1/25/2019 12:10 PM
108	No	1/25/2019 12:08 PM
109	I'm not even an athlete and I think the no shirt policy is terrible and they should be free to do it especially because we can while playing basketball in the rec. If not we should get cheap shirts we could use.	1/25/2019 12:05 PM

Results

Online Survey

MSU | Mankato Student Survey

Q21 Thinking about future student needs, what is currently missing from the MSU Mankato campus and surrounding area?

Answered: 298 Skipped: 95

#	RESPONSES	DATE
1	A planetarium	2/22/2019 2:36 AM
2	Better access for, and provisions for, bikes and non-car-related modes of transportation.	2/7/2019 5:10 PM
3	Not sure.	2/6/2019 7:13 PM
4	Stronger enforcement of the non-smoking campus. Lots of cigarette litter	2/5/2019 6:33 PM
5	Convenient parking for the residents of Julia Sears Heated bus shelters everywhere with doors Shuttle with a schedule and that stops at more on-campus destinations (ie. the gym, u-square, taylor center, crawford)	2/5/2019 4:13 PM
6	More places to buy essential items that won't break the bank like Chet's Place or CVS.	2/4/2019 5:02 PM
7	More accessible printers (too hard to find)	2/3/2019 9:17 PM
8	A good greenspace of utility. I would have loved to be outside more, but there's no place to study outside. Consider adding wooden-topped park benches (NOT the plastic ones with holes in them) to the greenspace that is immediately west of the library and south of the dining center. Add some gravel paths (not paved), and plant some more trees.	2/1/2019 3:09 PM
9	better class options for non-trationals	2/1/2019 10:35 AM
10	Flexible transportation system for student daily life needs	1/31/2019 12:16 AM
11	Unknown	1/29/2019 8:13 PM
12	Student event parking. Campus offers events like movies, rock climbing, open labs etc but they don't have places for students to park, so students don't go. Cheap events/ things to do for students in the area; more concerts, science fairs, art events, festivals, 5k's, fun runs, community out reach programs, etc to engage students in events in the community that don't cost too much.	1/29/2019 12:44 PM
13	we should get a laser tag arena.	1/29/2019 11:49 AM
14	Rooms you can rent out that you can dance in (ie: Zumba), but for personal use.	1/28/2019 5:30 PM
15	A park area somewhere on campus.	1/28/2019 1:26 PM
16	Recognition of the huge non-traditional student base that you have and honoring it. Not everyone is an 18 YO leaving mom and dad's for the first time. How you currently address non-trads is disrespectful and honestly hurts your financial position because many of us look to other universities that respect us.	1/28/2019 10:57 AM
17	not sure	1/28/2019 10:47 AM
18	n/a	1/28/2019 10:43 AM
19	Somewhere close to get groceries.	1/28/2019 10:29 AM
20	Nothing	1/28/2019 10:28 AM
21	green space - its a great way to encourage students to get outside and enjoy the fresh air. Maybe some adirondack chairs that are purple and gold to add some more school pride and provide comfortable and movable seating. They could be pulled by themself in green space for individual study, or pulled together for socialization and group work. Maybe crosswalks on Warren could use some additional signage or visibility to help those coming from the U Square area as that street tends to be busier than the other campus streets (although yes, it borders campus)	1/28/2019 9:53 AM
22	The only thing I have ever been frustrated about is the fact that there is only one stair-climber in the gym. Everything else is great	1/28/2019 8:45 AM
23	Not sure.	1/28/2019 1:42 AM

Results

Online Survey

MSU | Mankato Student Survey

24	there are limited parking spaces especially close ones so it's inconvenient and difficult when the weather is cold and parking permits are costly	1/27/2019 11:55 PM
25	More quality affordable housing	1/27/2019 11:11 PM
26	More attention to the non traditional students. MSU does not provide a great experience when it come sot non traditional transfer students	1/27/2019 10:36 PM
27	n/a	1/27/2019 10:23 PM
28	Updated pennington hall	1/27/2019 9:49 PM
29	More benches and seating around classrooms to do homework and wait for classes.	1/27/2019 9:15 PM
30	better food options, transportation, and study spaces.	1/27/2019 8:55 PM
31	Skyway to connect JS it UDC. Better campus housing. Misleading information during tours, update tour guides and student ambassadors	1/27/2019 8:51 PM
32	higher quality food, connection of all buildings (i.e. dorms to CSU, or library to Dining Hall), higher quality pool, higher quality athlete weight room	1/27/2019 8:29 PM
33	A retail space for essentials and hygiene products that isn't as expensive as barnes and noble	1/27/2019 7:46 PM
34	NA	1/27/2019 7:39 PM
35	nothing	1/27/2019 7:32 PM
36	newer buildings and newer updates, better places to eat	1/27/2019 6:59 PM
37	Well paid professors. Professors that are given a little bit of training on how to teach.	1/27/2019 5:58 PM
38	better accessibility items, the ones on campus are often only in certain locations, or are often broken, and take quite a while to get fixed, for example the hand rail leading down to accessibility services was broken for over 3 months, even though i for sure put in a work order, and i know of others who did as well. an idea to add to accessibility is to add push buttons to the dorm doors as those doors are heavy, and a handle has to be twisted and pulled, which is difficult for many.	1/27/2019 4:41 PM
39	Recycling options outdoors, and incentives for making eco-friendly choices.	1/27/2019 4:40 PM
40	better modes of getting around such as bikes.	1/27/2019 4:31 PM
41	The sun	1/27/2019 4:31 PM
42	more dining dollar food options different food in the dining center tends to repeat	1/27/2019 3:35 PM
43	Indoor tennis courts	1/27/2019 3:34 PM
44	More free parking	1/27/2019 3:09 PM
45	N/A.	1/27/2019 3:05 PM
46	More parking	1/27/2019 2:39 PM
47	a good weight room	1/27/2019 2:09 PM
48	More places to eat on campus	1/27/2019 2:00 PM
49	Outside enjoyment	1/27/2019 1:18 PM
50	idk	1/27/2019 1:03 PM
51	more appealing sites	1/27/2019 12:07 PM
52	Affordable housing. More gas stations that are closer and grocery stores that are closer	1/27/2019 10:11 AM
53	Accessibly for gender non-conforming students.	1/27/2019 6:52 AM
54	Tennis court, or other outdoor sports things for the average student. Basketball hoops etc	1/27/2019 2:47 AM
55	Bus service on weekend!	1/27/2019 12:17 AM
56	I feel that one thing that is missing is the outdoor study areas and benches around the main walkways. It would be nice to see more table around campus to study at in the spring and fall.	1/26/2019 11:30 PM
57	More couch seating. More focus on other students and not just athletes. Fix up the art wing and WC is lacking in seating.	1/26/2019 11:04 PM

Results

Online Survey

MSU | Mankato Student Survey

58	I'm not sure, there isn't very much shopping in the area however I'm not sure if that is a student need. Groceries, clothing.	1/26/2019 10:44 PM
59	Peer review Undergraduate research labs	1/26/2019 8:47 PM
60	I'm not sure.	1/26/2019 8:45 PM
61	Parking is bad	1/26/2019 7:55 PM
62	n	1/26/2019 7:45 PM
63	nothing	1/26/2019 7:13 PM
64	n	1/26/2019 7:06 PM
65	More learning communities are needed as well and more abundant free transportation.	1/26/2019 5:51 PM
66	Animosity between the administration and the students. I think the university is making an effort to achieve this but in a world filled with lying and manipulating students want to trust in the school they're attending so animosity and moral reasoning behind all decisions will do wonders.	1/26/2019 1:15 PM
67	Parking	1/26/2019 12:10 PM
68	The Otto Rec could personally use More space for the mats or specific rooms for activities also more stair stepers	1/26/2019 11:35 AM
69	N/A	1/26/2019 10:09 AM
70	starbucks	1/26/2019 1:35 AM
71	Cheap book options. Why can't anyone match amazon? Why go to the book store and rent a book for \$56 when I can get it from amazon bought used for \$30? Why can't there be a program or something where the books come with the class and then there is a damage deposit and it is refunded after the books are returned based off condition? It is just hard for me to pay for college due to my FASFA not covering it all and me paying my own way. My family does not aide me in my finances so when I have rent, books and tuition all within a month it hits me financially. It is hard to work the 20hrs or less which is recommended due to the difficulty of school but I work 30-45 hours a week so that I can pay my bills, it is becoming more difficult to sustain now that I am in higher level classes. Another thing, living in the dorms are recommended but why are they so expensive? About \$600 a month and that is without the meal plan, for \$600 I can have a studio apartment or even a roommate or two but have my own bathroom like the set up is in the Quarters. I don't know why I would pay \$600 a month to share a room with someone, have no privacy and share a bathroom with the whole floor or 4 people if I had the suite option. I believe MSU needs cheaper living for students. Mankato is expensive to rent in due to being a college town.	1/26/2019 12:57 AM
72	Nothing I can think of that hasn't been mentioned.	1/26/2019 12:55 AM
73	Its pretty good	1/26/2019 12:00 AM
74	More single dorms, maybe a better way to get to the PA/Dining center in the winter.	1/25/2019 11:27 PM
75	Cheaper parking. Lower tuition. Better leadership within some of the majors	1/25/2019 11:05 PM
76	As of right now i cant think about much. more space for the performing arts maybe.	1/25/2019 10:50 PM
77	Spaces where you can walk a dog, an updated football stadium, and updated CSET buildings.	1/25/2019 10:49 PM
78	More parking. Area to expand the campus.	1/25/2019 10:49 PM
79	More outdoor study spaces	1/25/2019 10:29 PM
80	I don't know	1/25/2019 9:48 PM
81	May be latest technologies.	1/25/2019 9:16 PM
82	a nice rec center facility	1/25/2019 9:16 PM
83	Cheaper parking in some of the lots. I'm not sure about lots 1 and 2, but I know that lot 16 usually only gets half full. I understand that lot 16 does not seem too expensive, but it does add up, if the back quarter of the lot was made just a little cheaper I'm sure it would fill up. Plus the people that do decide to get it instead of nothing because it's cheaper might decide that it is worth the cost and they might purchase a more expensive pass in order to not have to walk more.	1/25/2019 9:01 PM
84	A bus to and from downtown, and verizon center. I want to support our hockey team but have difficulty getting to games and then back to campus after game.	1/25/2019 9:00 PM

Results

Online Survey

MSU | Mankato Student Survey

85	More free parking that is not far from campus	1/25/2019 8:58 PM
86	Degrees offered in Early Childhood Education/ Parent Education	1/25/2019 8:40 PM
87	Indoor vitamin D/ indoor greenery. Pretty good accessibility, I'd ask an actual disabled person what they think.	1/25/2019 8:27 PM
88	N/A	1/25/2019 8:24 PM
89	more private places to study and work out	1/25/2019 8:03 PM
90	Not much comes to mind.	1/25/2019 7:54 PM
91	More inclusivity for transfer students. There is a lot for new college students but I felt like I just got thrown into the mix when I transferred	1/25/2019 7:50 PM
92	A place to get groceries within walking distance!	1/25/2019 7:46 PM
93	More ability to travel to different locations inside/underground during the bitter cold winter months.	1/25/2019 7:21 PM
94	Convenient and abundant study/social spaces	1/25/2019 7:10 PM
95	More cheaper warm drinks in the winter/more bus stops because I walk 10 minutes to mine. I live near monks and welcome avenue	1/25/2019 6:58 PM
96	Better bussing, better and cleaning buildings	1/25/2019 6:52 PM
97	n/a	1/25/2019 6:51 PM
98	Nothing that the school can fix.	1/25/2019 6:37 PM
99	I'm not sure at this time	1/25/2019 5:58 PM
100	More study table and self study area in campus	1/25/2019 5:53 PM
101	A few more study spaces that are lounge like with couches. My resident lounge is usually too loud so somewhere quiet	1/25/2019 5:36 PM
102	I really can't think of anything. Mankato is a great city to be a college town. There's a bit of everything. The campus is great too. I'm sure there's some things that could be improved, but nothing comes to mind right away so I think that says something.	1/25/2019 5:30 PM
103	The link between the community and campus seems to be lacking in my opinion.	1/25/2019 5:29 PM
104	More grassy areas need to be added.	1/25/2019 5:28 PM
105	n/a	1/25/2019 5:22 PM
106	N/A	1/25/2019 5:15 PM
107	A real urban neighborhood. Get the city to stop building suburban crap around campus.	1/25/2019 5:13 PM
108	Affordable student housing nearby	1/25/2019 5:08 PM
109	Sufficient/basic heating in Stadium Heights Residence Community	1/25/2019 5:08 PM
110	Better parking and better directions.	1/25/2019 5:06 PM
111	way of advertising of events so everyone knows what is going on not just people living on campus	1/25/2019 4:56 PM
112	More signs.	1/25/2019 4:56 PM
113	n/a	1/25/2019 4:52 PM
114	More easy accessibility to buildings	1/25/2019 4:51 PM
115	An grassy area that your allowed to be in	1/25/2019 4:48 PM
116	Free activities in the bull pen with mav card	1/25/2019 4:44 PM
117	More sanitation, honestly.	1/25/2019 4:44 PM
118	Study spaces outdoors	1/25/2019 4:41 PM
119	Windows that let in sunlight to buildings and parking.	1/25/2019 4:40 PM
120	Maybe more lights near the PA	1/25/2019 4:38 PM
121	Free parking	1/25/2019 4:35 PM

Results

Online Survey

MSU | Mankato Student Survey

122	n/a	1/25/2019 4:34 PM
123	Free parking. And meters with longer limits. And healthy food options	1/25/2019 4:34 PM
124	More Places outside like tables or benches to sit when weather being good	1/25/2019 4:34 PM
125	More natural lighting in the buildings	1/25/2019 4:33 PM
126	Outdoor lounge/study spaces, greenery	1/25/2019 4:30 PM
127	In the surrounding area there isn't much development. (Thinking of places like st cloud state, moorhead with fargo, and uofm). A lot of students will say there's nothing to do in Mankato.	1/25/2019 4:17 PM
128	It is very hard to recycle in Mankato. Maybe students could have a collective recycling center at the school	1/25/2019 4:14 PM
129	Mankato is a very boring town and there is no reason to stay over the weekends. MSU does a good job at putting this on on-campus but Mankato in general lacks.	1/25/2019 4:08 PM
130	free parking	1/25/2019 4:03 PM
131	more tunnels, it is so cold	1/25/2019 3:56 PM
132	I think for the nursing learning community, it would be beneficial to have a skeleton for us. It would make learning bones and their bone structures easier to learn if we had one for us.	1/25/2019 3:54 PM
133	add better parking areas	1/25/2019 3:53 PM
134	its pretty good	1/25/2019 3:50 PM
135	More quiet study places	1/25/2019 3:49 PM
136	N/A	1/25/2019 3:45 PM
137	More parking spaces, especially those that are closer and cheaper. The free lot always appears to be full, while Gold lots appear to be half full most of the time. Maybe offer more parking meter spaces and increase the minimum time to 45 minutes.	1/25/2019 3:39 PM
138	More study area like those in the Clinical Sciences building. More resources for the arts and education.	1/25/2019 3:37 PM
139	Help for those who live off campus	1/25/2019 3:36 PM
140	More healthy food options in CSU dining.	1/25/2019 3:24 PM
141	More information	1/25/2019 3:23 PM
142	Cheap activities	1/25/2019 3:21 PM
143	A nice football field	1/25/2019 3:20 PM
144	Oh, I definitely think that a massive inflatable dome should be erected for year-round athletics. Make the students pay for it of course. It won't be an eye-sore.	1/25/2019 3:19 PM
145	N/A	1/25/2019 3:17 PM
146	N/A	1/25/2019 3:16 PM
147	Maybe a trail for sightseeing or running. I hate to run on tracks.	1/25/2019 3:10 PM
148	More sitting spaces along the paths around Trafton and Ford.	1/25/2019 2:59 PM
149	multilevel parking garage. Reduce size of lot's. more open area for activity/lounging outside.	1/25/2019 2:58 PM
150	The big hill on Stadium Road is known as the rape hill. Increase security/ DPS there. You need more parking. It's ridiculous. Weiking is a mess and so is Armstrong. Demolish them or fix them. Get better MavPrint stations.	1/25/2019 2:56 PM
151	better parking more academic buildings; stop adding on to athletic buildings	1/25/2019 2:53 PM
152	More things to do close to campus like activities for the community	1/25/2019 2:52 PM
153	not sure	1/25/2019 2:48 PM
154	nothing	1/25/2019 2:41 PM
155	Not sure.	1/25/2019 2:39 PM

Results

Online Survey

MSU | Mankato Student Survey

156	Healthy dining options, casual opportunities to socialize in a non-formal way	1/25/2019 2:33 PM
157	None	1/25/2019 2:30 PM
158	an updated library with more learning resources.	1/25/2019 2:26 PM
159	affordable parking and on campus housing.	1/25/2019 2:24 PM
160	N/A	1/25/2019 2:23 PM
161	More seating in grassy areas.	1/25/2019 2:22 PM
162	More dining options. Most schools have a lot more to offer in their student buildings then we do here so more options.	1/25/2019 2:22 PM
163	Close parking, clear pedestrian routes, flexible study spaces, updated labs and classrooms	1/25/2019 2:17 PM
164	Nothing	1/25/2019 2:16 PM
165	More seating space (especially in the student union) and faster technology.	1/25/2019 2:15 PM
166	Parking	1/25/2019 2:15 PM
167	Being a psychology student I believe that lab space is currently lacking and way out of date. I would like to see labs expanded and updated	1/25/2019 2:12 PM
168	more trees? idk	1/25/2019 2:10 PM
169	Place to mail things.	1/25/2019 2:09 PM
170	Quiet outdoor study space away from the heavy traffic areas of campus	1/25/2019 2:08 PM
171	parking lots closer. we pay a lot of money to go to school and even for parking passes and we have to walk like a mile to classes it's messed up	1/25/2019 2:07 PM
172	We need to have more parking spots, take into consideration student who commute, and keep up to date all the buildings. You can notice the ones that haven't been updated in a long time.	1/25/2019 2:04 PM
173	More free activities. The university has a great set up in the Bullpen, however, I never use it because I'm unable to pay for simple entertainment.	1/25/2019 2:00 PM
174	A football stadium	1/25/2019 1:54 PM
175	More eating space and more study space that's super quiet. More academic help like tutors	1/25/2019 1:53 PM
176	I think students would benefit from a parking ramp closer to campus for parking needs and more options for transfer students to meet others	1/25/2019 1:47 PM
177	better parking	1/25/2019 1:42 PM
178	Parking sucks	1/25/2019 1:41 PM
179	Having more printers at up in buildings that students use a lot to print.	1/25/2019 1:40 PM
180	nothing	1/25/2019 1:37 PM
181	Looking at the campus, it doesn't have much of a draw for students beyond the cheap price and large range of programs. If the buildings and landscaping were more aesthetically pleasing I think more students would choose to go here.	1/25/2019 1:36 PM
182	I am not sure.	1/25/2019 1:35 PM
183	A better downtown area	1/25/2019 1:31 PM
184	more technology	1/25/2019 1:29 PM
185	Outdoor areas. By the fountain needs to be redone	1/25/2019 1:27 PM
186	A reasonable grocery store.	1/25/2019 1:25 PM
187	Wiecking center updates	1/25/2019 1:24 PM

Results

Online Survey

MSU | Mankato Student Survey

188	Affordable parking close to campus. Students can either pay hundreds of dollars per year for a parking pass, park in the free lot that is far from campus, or take public transportation. There are times when public transportation is not an option because of students personal schedules and if they don't want to pay hundreds of dollars in parking they have to park all the way at the free lot. Often, there isn't parking available at the free lot either and students are forced to find parking at surrounding businesses	1/25/2019 1:23 PM
189	Not sure	1/25/2019 1:23 PM
190	A space where students can go a relax when they are on campus all day. A space that has things a nap room, a coloring station, and other stress relaxers that would regularly be there.	1/25/2019 1:23 PM
191	MORE AND BETTER PARKING. Maybe some work on the green spaces too	1/25/2019 1:22 PM
192	A good place specifically for picking up students (like a 15-minute parking spot for free).	1/25/2019 1:21 PM
193	n/a	1/25/2019 1:20 PM
194	I think having another building similar to the CSU would be a great addition, or an area where people can meet each other that isnt dependent on the year they are in, such as having study sessions for specific classes that anyone can join and isnt dependent on a small group size	1/25/2019 1:17 PM
195	Inside connection to the PA	1/25/2019 1:14 PM
196	have mcdonalds on campus	1/25/2019 1:14 PM
197	This is out of campus control, but having an area nearby campus that sells cheap groceries (CVS is severely overpriced). Most international students don't have a way to get to Walmart easily, and the bus is a massive hassle. There's hardly any place you can walk to get groceries from the dorms or surrounding apartment complexes. CVS is too pricey and Kwik Trip is limited. Stadium Mart often has expired things.	1/25/2019 1:13 PM
198	We need to have more room and board.	1/25/2019 1:12 PM
199	The university colors; to be honest the school looks like a prison to certain students.	1/25/2019 1:11 PM
200	We need a tunnel between the library and the arts building or armstrong hall	1/25/2019 1:10 PM
201	Better on-campus food options. Fast food and dining center food.	1/25/2019 1:10 PM
202	For my situation there's not a big job market, so finding an internship was difficult.	1/25/2019 1:09 PM
203	I am not sure I think that the campus can always modernize and keep improving that way but for now I think just improving would be great	1/25/2019 1:02 PM
204	Not sure right now	1/25/2019 1:02 PM
205	A newer football stadium to attract more students	1/25/2019 1:02 PM
206	Personally, I'd love to see more gardens and places where students can relax in the outdoors, almost like an arboretum. Places where they can natural plants and potentially animals, like the prairie restoration space. A place where students can garden, hang out hammocks and relax and enjoy nature and the campus would be ideal.	1/25/2019 1:01 PM
207	Tunnels from the purple lot to the Taylor Center for subzero temperature days	1/25/2019 12:56 PM
208	Buildings could be more aesthetic.	1/25/2019 12:55 PM
209	D1 Football	1/25/2019 12:54 PM
210	warmth when walking to vehicles & good parking	1/25/2019 12:54 PM
211	I would say we are missing nothing that I can think of	1/25/2019 12:48 PM
212	A place to eat at Stadium Heights. I'd love to see a place like Chet's at Stadium so we didn't have to bus all the way to campus to eat.	1/25/2019 12:47 PM
213	No buses go to mount kato, students may want to go tubing/ sledging / snowboarding etc. but can't go if they do not have a car	1/25/2019 12:45 PM
214	Healthy eating options in the CSU	1/25/2019 12:45 PM
215	IDK	1/25/2019 12:44 PM
216	Places for students to be that dont cost money	1/25/2019 12:43 PM

Results

Online Survey

MSU | Mankato Student Survey

217	More parking.	1/25/2019 12:43 PM
218	More parking that is closer to some of the res halls.	1/25/2019 12:42 PM
219	A grocery store.	1/25/2019 12:41 PM
220	Parking ramp near buildings and connected building access during cold months.	1/25/2019 12:41 PM
221	More free parking	1/25/2019 12:39 PM
222	Enough parking	1/25/2019 12:39 PM
223	More phone charging stations. We also don't need a sports bubble.	1/25/2019 12:39 PM
224	1)Ethically and morally right parking lots and parking permits. Not corrupt, less informed, and monopoly system. 2) Better management and unbiased leadership on campus and in residential life.	1/25/2019 12:38 PM
225	What is missing is a research area where more field studies could be added to our applied courses. This would be important to increase undergraduate research as well as increase the schools research production in general. This is even more of a need of a research field center because this university is now a land grant school and will be including a agriculture major/minor.	1/25/2019 12:38 PM
226	A lot more eatery or restaurants can be in close proximity. Also, it is somewhat difficult to find a place to eat at after 10 or when the dining services close without a means of transportation	1/25/2019 12:36 PM
227	Idk	1/25/2019 12:36 PM
228	I think it's fine	1/25/2019 12:36 PM
229	More affordable dining options, more clubs for students to join, quick access to building.	1/25/2019 12:35 PM
230	The "T" on the sign at the corner of Stadium Rd and Ellis Ave	1/25/2019 12:35 PM
231	more lawn ornaments or decorations covering big pieces of land	1/25/2019 12:34 PM
232	Outdoor activities and more safe walk	1/25/2019 12:34 PM
233	Change the Armstrong building. Care more about education related things like classrooms instead of recreational areas.	1/25/2019 12:34 PM
234	Grocery store. Fresh and healthy foods.	1/25/2019 12:31 PM
235	No idea	1/25/2019 12:30 PM
236	More parking (especially if the free lot will be taken over by Bubble Dome parking)	1/25/2019 12:30 PM
237	benches are nice, shelters are better. please its minnesota	1/25/2019 12:29 PM
238	see previous answers	1/25/2019 12:28 PM
239	availability of grocery, restaurants, etc near campus	1/25/2019 12:26 PM
240	Nothing related to this survey.	1/25/2019 12:26 PM
241	Better ways of getting students involved.	1/25/2019 12:26 PM
242	The surrounding area could be better maintained during the winter, and the fountain can really use a redesign. Its ugly and rusted	1/25/2019 12:25 PM
243	A close grocery store	1/25/2019 12:25 PM
244	A new football stadium with turf and an expanded otto rec center. A renovated armstrong.	1/25/2019 12:24 PM
245	More study space in Armstrong	1/25/2019 12:23 PM
246	More parking	1/25/2019 12:23 PM
247	Unsure	1/25/2019 12:23 PM
248	More food locations and shopping.	1/25/2019 12:20 PM
249	Well the town in general ignores that we are a college town in the way that everything closes at 9 or 10 p.m. other than bars. I don't really have many issues with campus, though	1/25/2019 12:19 PM
250	More usable outdoor space. Closer Parking. Better upkeep of the grounds. Wish the buildings had more windows, like the new science building. I am in Morris and Armstrong all day, and it sucks.	1/25/2019 12:19 PM

Results

Online Survey

MSU | Mankato Student Survey

251	Outdoor seats for lounging.	1/25/2019 12:18 PM
252	Rentable bikes	1/25/2019 12:17 PM
253	I don't know. I'm an Edina student.	1/25/2019 12:17 PM
254	Better facilities for engineering students and staffed engineering labs ex. Auto lab has students running it...	1/25/2019 12:17 PM
255	more late night food options	1/25/2019 12:17 PM
256	Parking. Student lounges in more buildings. Parking. Full coffee (Starbucks or caribou) on campus. Parking. Updated classroom ammentities.	1/25/2019 12:16 PM
257	More things to do during the winter, it gets boring around here	1/25/2019 12:16 PM
258	more lights and security booths or poles	1/25/2019 12:16 PM
259	Activities during the daytime on weekends for those students who are on campus for the weekend.	1/25/2019 12:16 PM
260	Nothing	1/25/2019 12:16 PM
261	Maybe more outdoor seating areas? Maybe more parking options? A tunnel available for students from Julia Sears to the other residence halls.	1/25/2019 12:15 PM
262	A grocery store and bubble tea place	1/25/2019 12:15 PM
263	More phone charging boxes in every building, more lounge areas in every building, coffee stations in every building.	1/25/2019 12:15 PM
264	More study areas would be extremely nice.	1/25/2019 12:15 PM
265	Free parking	1/25/2019 12:15 PM
266	Skyways from parking lots. A nice go kart track would be cool	1/25/2019 12:14 PM
267	Seating with outlets for students; upgraded seating and work areas; upgraded outdoor seating; upgraded library spaces	1/25/2019 12:14 PM
268	We need flex spaces for animals too. There is a lot of wasted space that we use for "aesthetics" when we could also have a nice looking space that also prioritizes the environment. Think about including bee gardens, bat houses, etc. You could even utilize current buildings as lookout places for the wildlife.	1/25/2019 12:13 PM
269	More parking spaces for students who live off campus	1/25/2019 12:13 PM
270	Low cost activities for students to do on the weekend	1/25/2019 12:13 PM
271	More parking for students who can't afford parking passes like gold. Cheap grocery market in walking distance for students. You need more quiet areas outside of the library. More seating areas inside buildings like Armstrong	1/25/2019 12:13 PM
272	More parking	1/25/2019 12:13 PM
273	a better football stadium and really pushing for people to attend sporting events	1/25/2019 12:13 PM
274	n/a	1/25/2019 12:12 PM
275	A nice football stadium	1/25/2019 12:12 PM
276	Closer affordable convenience stores and or restaraunts in the winter months	1/25/2019 12:12 PM
277	Yeah whiteboards instead of chalkboards and acoustic tiles in every big classroom	1/25/2019 12:11 PM
278	The school is missing desire to improve academics. Invest in new equipment and updating current classrooms and professors.	1/25/2019 12:11 PM
279	N/A	1/25/2019 12:11 PM
280	more ways for kids to feel involved. being a freshman last year, I remember feeling not involved.	1/25/2019 12:11 PM
281	Bigger space to lift weights. Assuming 15,000 people go to Mankato, what was the thinking on building a weight room the size of a hallway?? Definitely need a bigger weight room. Many people I know have to go out and buy gym memberships for this reason.	1/25/2019 12:10 PM
282	I think that a major need is to be in division 1 athletics, I think it would get more people involved and the campus has enough support.	1/25/2019 12:10 PM

Results

Online Survey

MSU | Mankato Student Survey

283	.	1/25/2019 12:10 PM
284	Heated bus stops	1/25/2019 12:10 PM
285	Wet campus	1/25/2019 12:08 PM
286	The library-res hall tunnel and the library-nelson hall tunnel. Also a better rock wall	1/25/2019 12:08 PM
287	Shuttle bus, all day long and on weekends	1/25/2019 12:07 PM
288	A good shaded outdoor area, if one wanted to do homework requiring a computer while outside.	1/25/2019 12:07 PM
289	More outdoor tables to study and hangout	1/25/2019 12:07 PM
290	There is nothing that's necessarily missing but some things need to be updated to be more with current time.	1/25/2019 12:07 PM
291	A parking ramp.	1/25/2019 12:07 PM
292	Better football stadium. Better lighting for pedestrians. Maintenance of pavement.	1/25/2019 12:07 PM
293	Shopping food options. Being able to actually buy groceries without having to take an hour roundtrip bus ride	1/25/2019 12:07 PM
294	Idk	1/25/2019 12:07 PM
295	Gender inclusive bathrooms and coed living facilities. I'm married and can't live with my husband. MSU Moorhead allows their upperclassman to be coed	1/25/2019 12:06 PM
296	Green life like flowers and trees	1/25/2019 12:06 PM
297	Love	1/25/2019 12:06 PM
298	Study areas and more free parking closer	1/25/2019 12:04 PM

Results

Online Survey

MSU | Mankato Student Survey

Q22 Please provide email if you are willing to be contacted for additional follow up regarding any answers (optional)

Answered: 100 Skipped: 293

#	RESPONSES	DATE
1	kalynn.chang@go.minnstate.edu	2/5/2019 6:33 PM
2	no	2/5/2019 4:13 PM
3	no	1/29/2019 11:49 AM
4	allywallerius@gmail.com	1/28/2019 5:31 PM
5	foundmydream@hotmail.com	1/28/2019 10:57 AM
6	jasmine.rodriguez@go.minnstate.edu	1/28/2019 10:47 AM
7	robert.meidl@mnsu.edu	1/28/2019 10:30 AM
8	carolyn.vanhorsen@gmail.com	1/28/2019 8:45 AM
9	emily.r.chri@gmail.com	1/27/2019 11:55 PM
10	danieldorf@gmail.com	1/27/2019 11:11 PM
11	kami.ochsendorf@mnsu.edu	1/27/2019 8:52 PM
12	tesla.gontjes@mnsu.edu	1/27/2019 7:47 PM
13	ashley.kasper@mnsu.edu	1/27/2019 4:40 PM
14	muellernick05@gmail.com	1/27/2019 2:39 PM
15	lsmahan.omar01@gmail.com	1/27/2019 12:07 PM
16	katilyn.gunnink@gmail.com	1/27/2019 10:11 AM
17	mb1433xr@go.minnstate.edu	1/26/2019 11:31 PM
18	Breanna.nava@go.minnstate.edu	1/26/2019 11:04 PM
19	ashley.pomplun@mnsu.edu	1/26/2019 8:48 PM
20	reauna.stiff@mnsu.edu	1/26/2019 5:51 PM
21	Colin.nord@mnsu.edu	1/26/2019 1:15 PM
22	jazzmynapel@hotmail.com	1/26/2019 12:55 AM
23	zirix3@yahoo.com	1/26/2019 12:00 AM
24	no	1/25/2019 10:49 PM
25	emily.peterson@my.smsu.edu	1/25/2019 9:02 PM
26	No	1/25/2019 9:01 PM
27	dwkids27@gmail.com	1/25/2019 8:40 PM
28	Hb7542sv@go.minnstate.edu	1/25/2019 8:28 PM
29	nicole.hultgren@mnsu.edu	1/25/2019 7:21 PM
30	shea.puent@mnsu.edu	1/25/2019 7:10 PM
31	N/a	1/25/2019 6:53 PM
32	thomas.hoffman@mnsu.edu	1/25/2019 6:37 PM
33	chengtaox@gmail.com	1/25/2019 5:53 PM
34	makenziemcygan@aol.com	1/25/2019 5:37 PM

Results

Online Survey

MSU | Mankato Student Survey

35	allison.allen@mnsu.edu	1/25/2019 5:30 PM
36	bn8372cq@go.minnstate.edu	1/25/2019 5:09 PM
37	pokeywerner19@gmail.com	1/25/2019 4:53 PM
38	erin.kotten@mnsu.edu	1/25/2019 4:51 PM
39	None	1/25/2019 4:44 PM
40	Megankoch2018@gmail.com	1/25/2019 4:41 PM
41	olilof1@studeent.iugb.edu.ci	1/25/2019 4:35 PM
42	No thanks	1/25/2019 4:34 PM
43	Alexus.belz@mnsu.edu	1/25/2019 4:30 PM
44	cecelia.schaefer@mnsu.edu	1/25/2019 4:14 PM
45	tmcintirel@icloud.com	1/25/2019 4:08 PM
46	nah	1/25/2019 4:03 PM
47	deena.oberlander@gmail.com	1/25/2019 3:51 PM
48	ip2153qy@go.minnstate.edu	1/25/2019 3:46 PM
49	eleni.belbas@mnsu.edu	1/25/2019 3:37 PM
50	imtranferringtoUofMmankatoisashittytown@gmail.com	1/25/2019 3:21 PM
51	schsarsteve@gmail.com	1/25/2019 3:10 PM
52	jonathan.fjeld@mnsu.edu	1/25/2019 2:59 PM
53	ghhamilton@att.net	1/25/2019 2:59 PM
54	Katie.leibel@mnsu.edu	1/25/2019 2:56 PM
55	lydia.petersen@mnsu.edu	1/25/2019 2:48 PM
56	na	1/25/2019 2:41 PM
57	morgan.wendt@mnsu.edu	1/25/2019 2:33 PM
58	andrew.trenne@mnsu.edu	1/25/2019 2:22 PM
59	Camdeny3@gmail.com	1/25/2019 2:12 PM
60	zachary.olson@mnsu.edu	1/25/2019 2:08 PM
61	Marceg62@hotmail.com	1/25/2019 2:04 PM
62	caitlin.trabant@mnsu.edu	1/25/2019 2:00 PM
63	Erika.sheflet@mnsu.edu	1/25/2019 1:54 PM
64	Brittneywegener@mnsu.edu	1/25/2019 1:26 PM
65	anjola.onadipe@mnsu.edu	1/25/2019 1:24 PM
66	Elizabeth.kain@mnsu.edu	1/25/2019 1:21 PM
67	Logan.welch@mnsu.edu	1/25/2019 1:10 PM
68	erik.nelson96@gmail.com	1/25/2019 1:02 PM
69	ainsley.peterson@mnsu.edu	1/25/2019 1:01 PM
70	pg7448gl@go.minnstate.edu	1/25/2019 12:54 PM
71	qf0454md@go.minnstate.edu	1/25/2019 12:48 PM
72	Jade.milton@mnsu.edu	1/25/2019 12:48 PM
73	karlie.kulas@mnsu.edu	1/25/2019 12:44 PM
74	fu1488el@go.minnstate.edu	1/25/2019 12:42 PM
75	What can be done when everything is done based on favor and biased management style.	1/25/2019 12:40 PM

Results

Online Survey

MSU | Mankato Student Survey

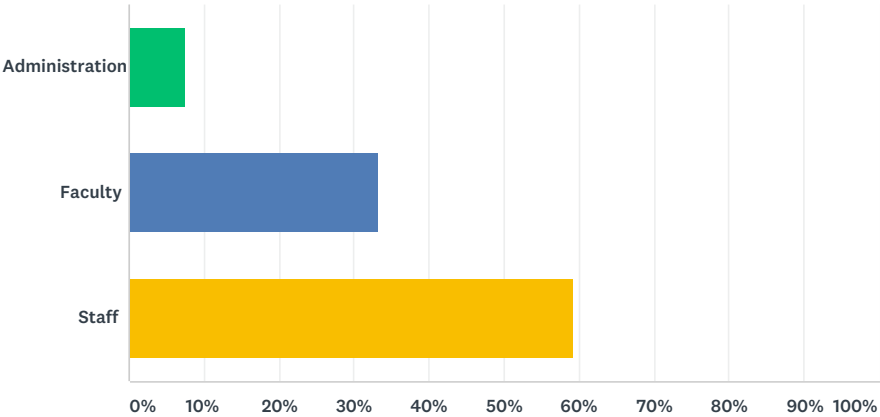
76	addeline.theis@mnsu.edu	1/25/2019 12:38 PM
77	maame.yorke@mnsu.edu	1/25/2019 12:37 PM
78	daniel.klatt@mnsu.edu	1/25/2019 12:35 PM
79	Sanjaya.balami@mnsu.edu	1/25/2019 12:35 PM
80	olivia.whipple@mnsu.edu	1/25/2019 12:31 PM
81	emma.fuhrman@mnsu.edu	1/25/2019 12:28 PM
82	harrison.boraas@mnsu.edu	1/25/2019 12:27 PM
83	lucas.sterny@mnsu.edu	1/25/2019 12:25 PM
84	Julieanna.bowen@go.minnstate.edu	1/25/2019 12:24 PM
85	sydney.germscheid@mnsu.edu	1/25/2019 12:19 PM
86	Bretta.gonzales@mnsu.edu	1/25/2019 12:18 PM
87	Theresa.redenius@mnsu.edu	1/25/2019 12:16 PM
88	alibryniarski@gmail.com	1/25/2019 12:16 PM
89	Grace.hauff@mnsu.edu	1/25/2019 12:15 PM
90	niemelanick@yahoo.com	1/25/2019 12:14 PM
91	abbey.linderholm@mnsu.edu	1/25/2019 12:14 PM
92	bailey.berg@mnsu.edu	1/25/2019 12:13 PM
93	tyler.johnson-8@mnsu.edu	1/25/2019 12:12 PM
94	No thank you	1/25/2019 12:12 PM
95	Ian.holmes@mnsu.edu	1/25/2019 12:11 PM
96	Alexander.perrine@mnsu.edu	1/25/2019 12:11 PM
97	nj6457zx@go.minnstate.edu	1/25/2019 12:11 PM
98	No	1/25/2019 12:08 PM
99	Rachel.newinski@mnsu.edu	1/25/2019 12:07 PM
100	Angela.buzay@mnsu.edu	1/25/2019 12:07 PM

Results
Online Survey

MSU | Mankato Faculty / Staff Survey

Q1 What is your primary position at the university?

Answered: 174 Skipped: 0



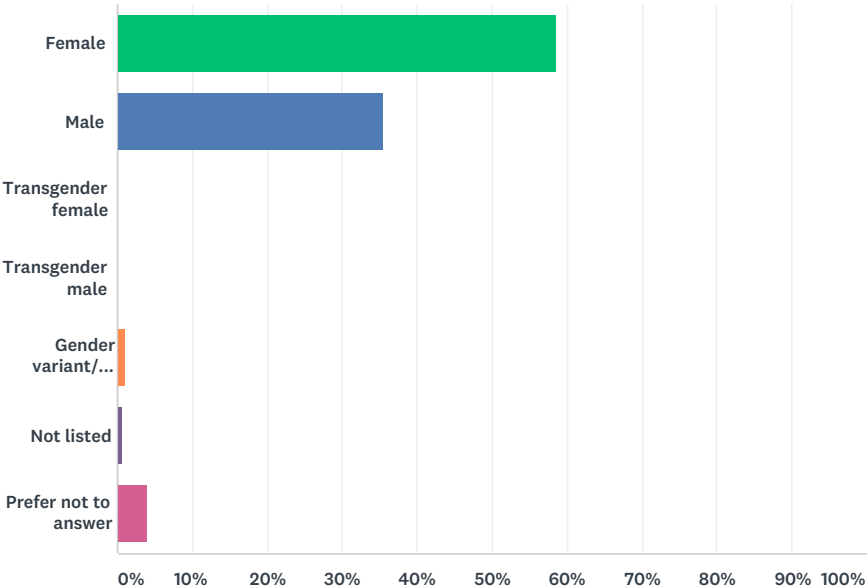
ANSWER CHOICES		RESPONSES	
Administration		7.47%	13
Faculty		33.33%	58
Staff		59.20%	103
TOTAL			174

Results
Online Survey

MSU | Mankato Faculty / Staff Survey

Q2 To which gender identity do you most identify?

Answered: 174 Skipped: 0



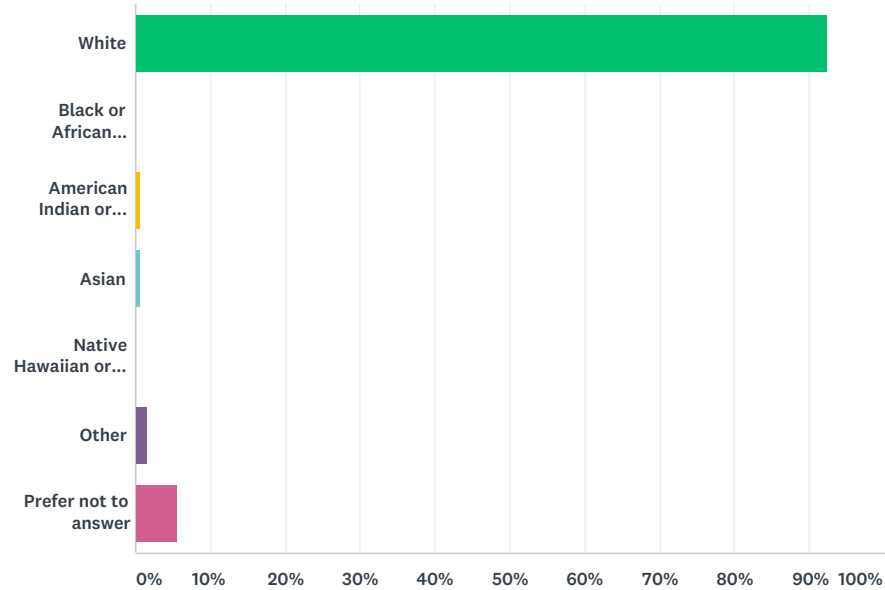
ANSWER CHOICES	RESPONSES	
Female	58.62%	102
Male	35.63%	62
Transgender female	0.00%	0
Transgender male	0.00%	0
Gender variant/ non-conforming	1.15%	2
Not listed	0.57%	1
Prefer not to answer	4.02%	7
TOTAL		174

Results
Online Survey

MSU | Mankato Faculty / Staff Survey

Q3 What is your ethnicity?

Answered: 174 Skipped: 0



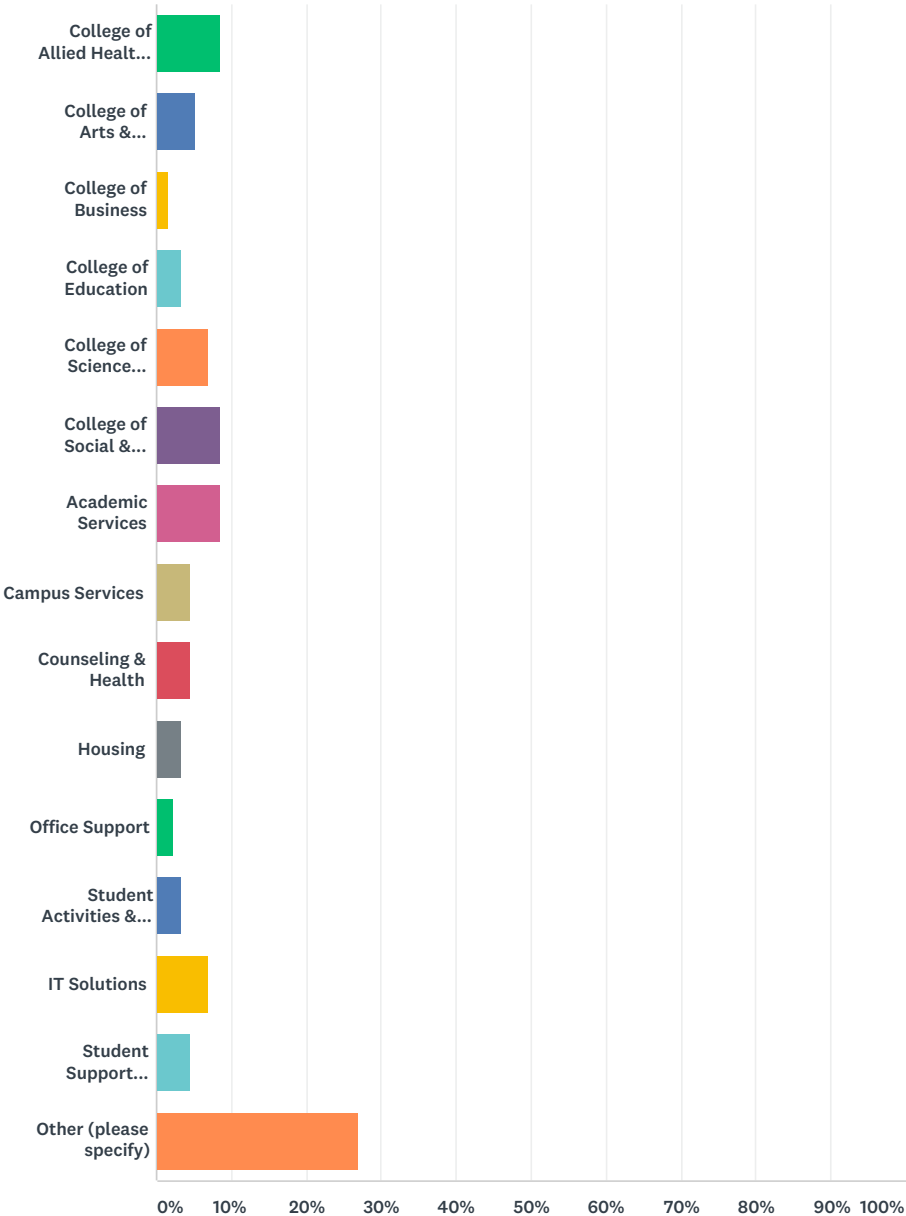
ANSWER CHOICES	RESPONSES	
White	92.53%	161
Black or African American	0.00%	0
American Indian or Alaska Native	0.57%	1
Asian	0.57%	1
Native Hawaiian or Other Pacific Islander	0.00%	0
Other	1.72%	3
Prefer not to answer	5.75%	10
Total Respondents: 174		

Results
Online Survey

MSU | Mankato Faculty / Staff Survey

Q4 What department are you affiliated with?

Answered: 174 Skipped: 0



ANSWER CHOICES	RESPONSES	
College of Allied Health & Nursing	8.62%	15
College of Arts & Humanities	5.17%	9
College of Business	1.72%	3

Results

Online Survey

MSU | Mankato Faculty / Staff Survey

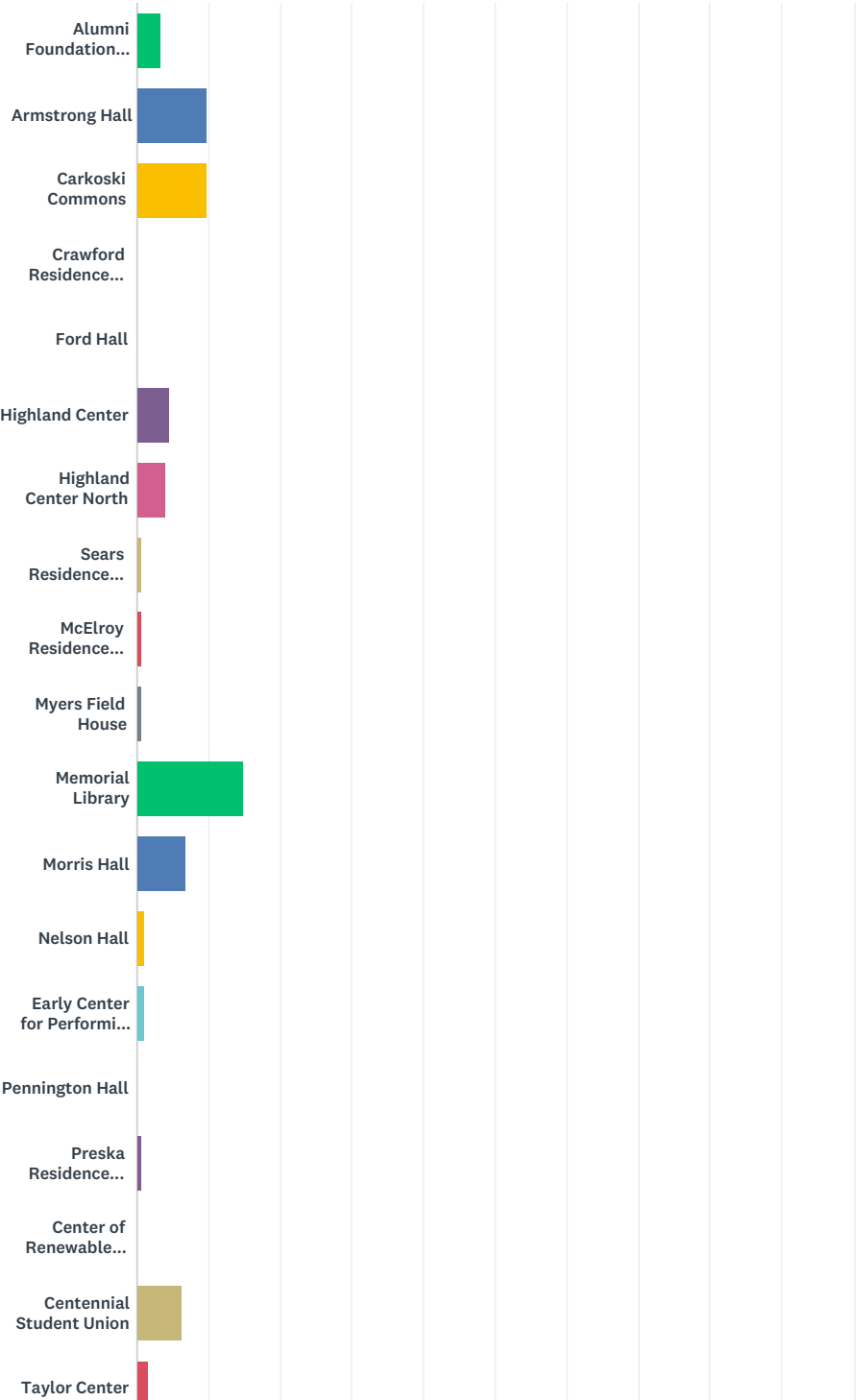
College of Education	3.45%	6
College of Science Engineering & Technology	6.90%	12
College of Social & Behavioral Sciences	8.62%	15
Academic Services	8.62%	15
Campus Services	4.60%	8
Counseling & Health	4.60%	8
Housing	3.45%	6
Office Support	2.30%	4
Student Activities & Events	3.45%	6
IT Solutions	6.90%	12
Student Support Services	4.60%	8
Other (please specify)	27.01%	47
TOTAL		174

Results
Online Survey

MSU | Mankato Faculty / Staff Survey

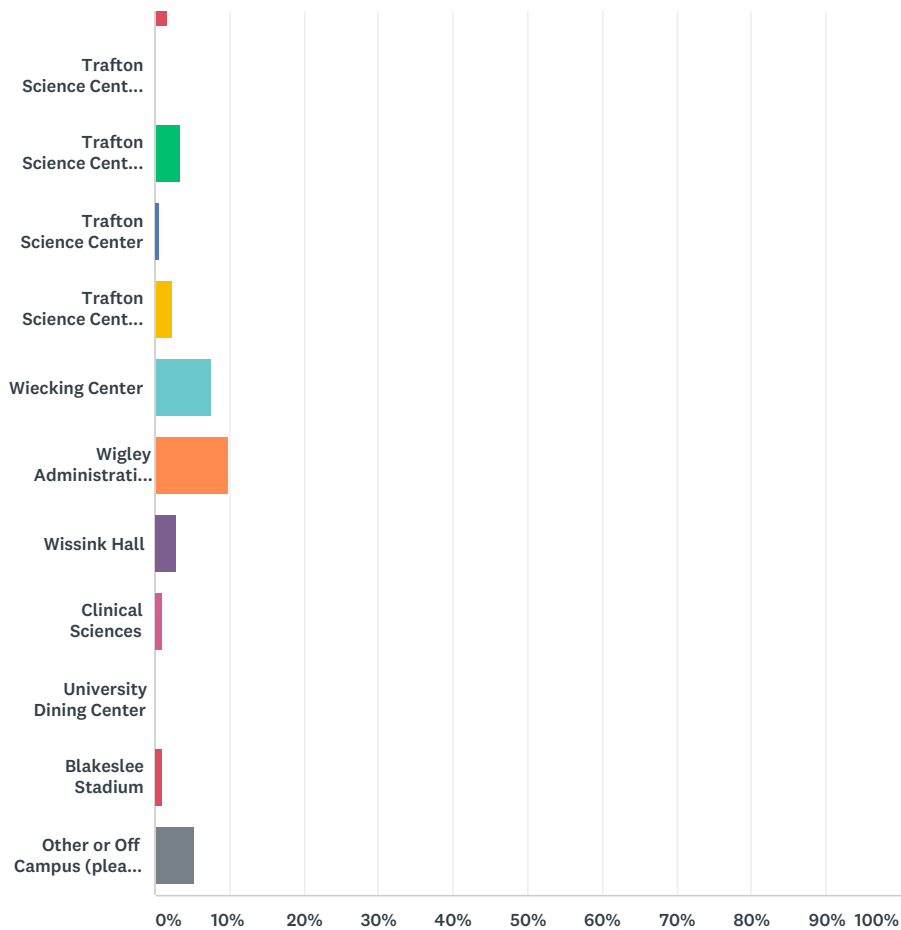
Q5 What building is your office located in and/or do you primarily work in?

Answered: 174 Skipped: 0



Results
Online Survey

MSU | Mankato Faculty / Staff Survey



ANSWER CHOICES	RESPONSES	
Alumni Foundation Center	3.45%	6
Armstrong Hall	9.77%	17
Carkoski Commons	9.77%	17
Crawford Residence Community	0.00%	0
Ford Hall	0.00%	0
Highland Center	4.60%	8
Highland Center North	4.02%	7
Sears Residence Community	0.57%	1
McElroy Residence Community	0.57%	1
Myers Field House	0.57%	1
Memorial Library	14.94%	26
Morris Hall	6.90%	12

Results

Online Survey

MSU | Mankato Faculty / Staff Survey

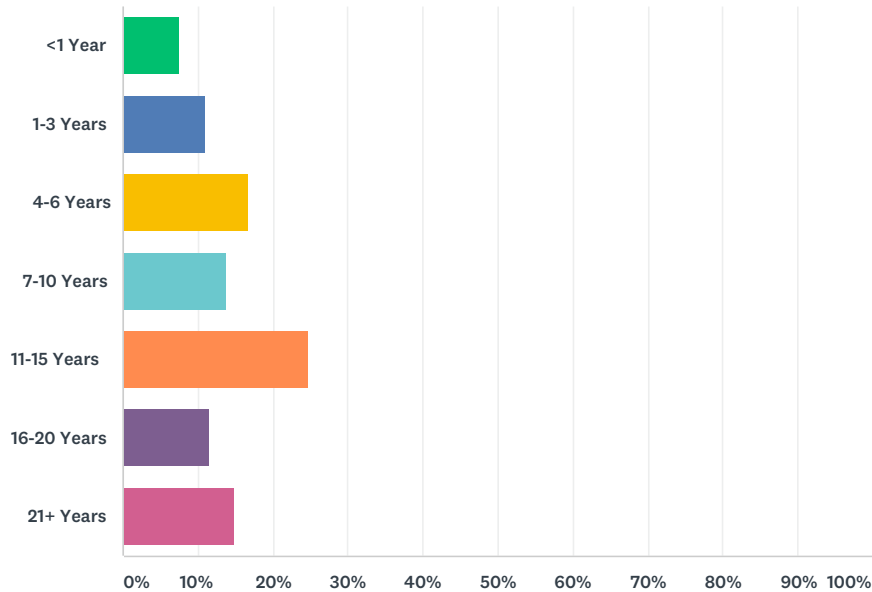
Nelson Hall	1.15%	2
Early Center for Performing Arts	1.15%	2
Pennington Hall	0.00%	0
Preska Residence Community	0.57%	1
Center of Renewable Energy	0.00%	0
Centennial Student Union	6.32%	11
Taylor Center	1.72%	3
Trafton Science Center E	0.00%	0
Trafton Science Center N	3.45%	6
Trafton Science Center	0.57%	1
Trafton Science Center S	2.30%	4
Wiecking Center	7.47%	13
Wigley Administration Center	9.77%	17
Wissink Hall	2.87%	5
Clinical Sciences	1.15%	2
University Dining Center	0.00%	0
Blakeslee Stadium	1.15%	2
Other or Off Campus (please specify)	5.17%	9
TOTAL		174

Results
Online Survey

MSU | Mankato Faculty / Staff Survey

Q6 How long have you worked at Minnesota State University | Mankato?

Answered: 174 Skipped: 0



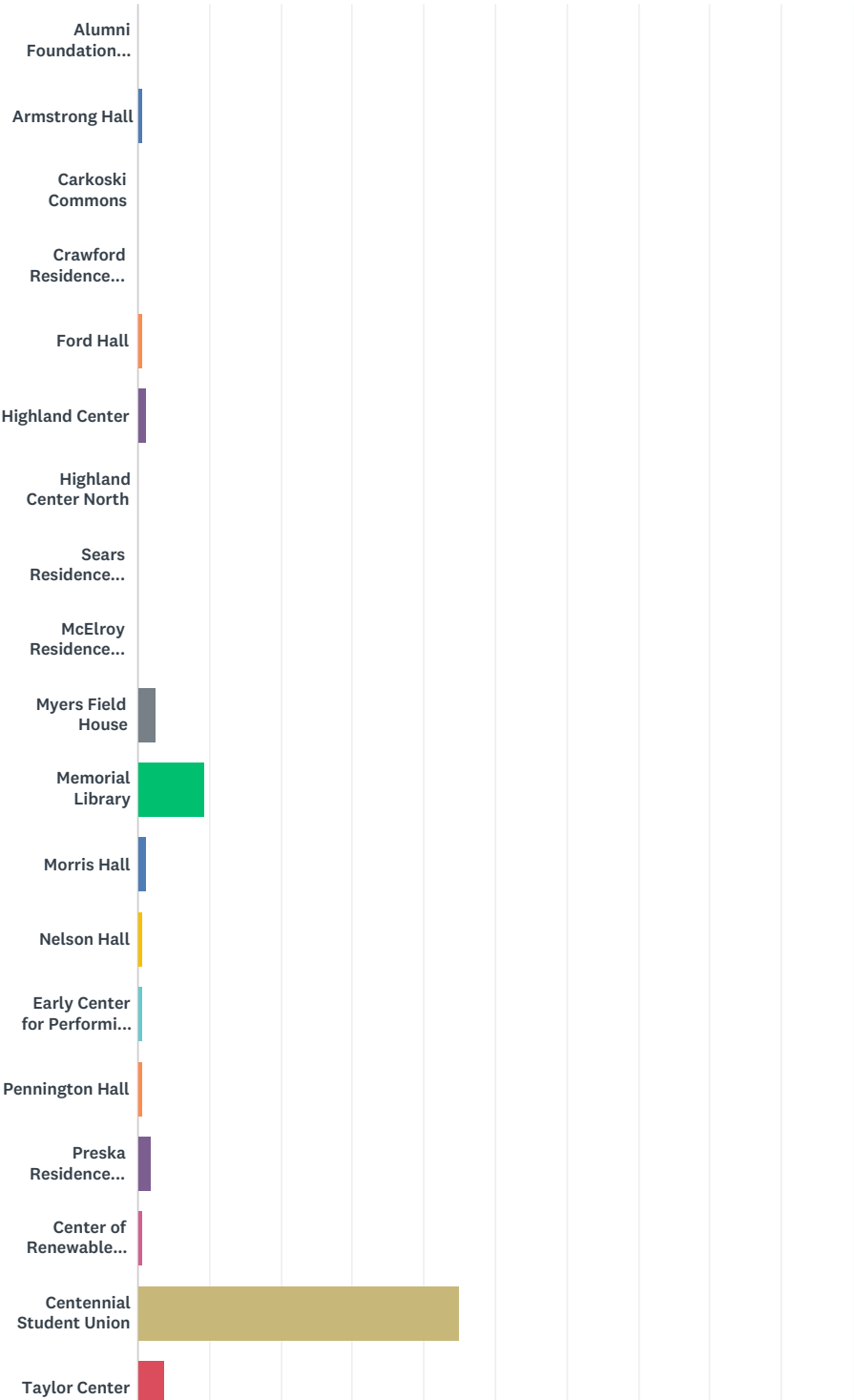
ANSWER CHOICES	RESPONSES	
<1 Year	7.47%	13
1-3 Years	10.92%	19
4-6 Years	16.67%	29
7-10 Years	13.79%	24
11-15 Years	24.71%	43
16-20 Years	11.49%	20
21+ Years	14.94%	26
TOTAL		174

Results
Online Survey

MSU | Mankato Faculty / Staff Survey

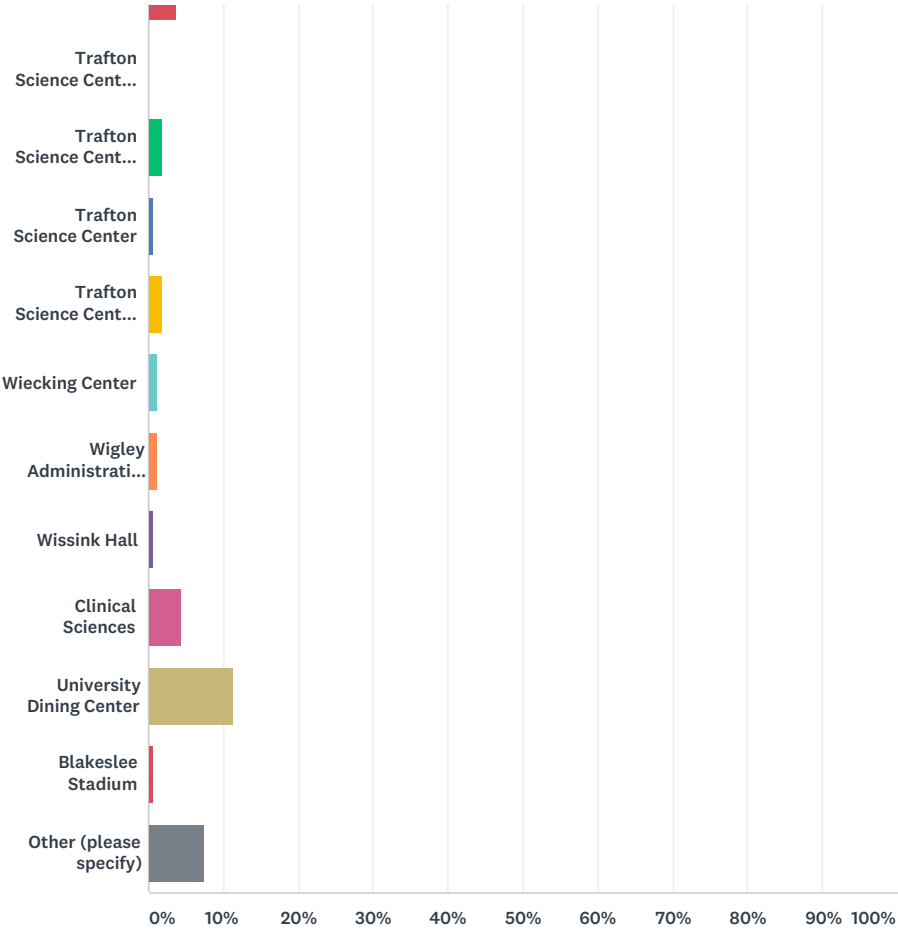
Q7 What area on campus (in a building) is your favorite?

Answered: 160 Skipped: 14



Results
Online Survey

MSU | Mankato Faculty / Staff Survey



ANSWER CHOICES	RESPONSES	
Alumni Foundation Center	0.00%	0
Armstrong Hall	0.63%	1
Carkoski Commons	0.00%	0
Crawford Residence Community	0.00%	0
Ford Hall	0.63%	1
Highland Center	1.25%	2
Highland Center North	0.00%	0
Sears Residence Community	0.00%	0
McElroy Residence Community	0.00%	0
Myers Field House	2.50%	4
Memorial Library	9.38%	15
Morris Hall	1.25%	2

Results

Online Survey

MSU | Mankato Faculty / Staff Survey

Nelson Hall	0.63%	1
Early Center for Performing Arts	0.63%	1
Pennington Hall	0.63%	1
Preska Residence Community	1.88%	3
Center of Renewable Energy	0.63%	1
Centennial Student Union	45.00%	72
Taylor Center	3.75%	6
Trafton Science Center E	0.00%	0
Trafton Science Center N	1.88%	3
Trafton Science Center	0.63%	1
Trafton Science Center S	1.88%	3
Wiecking Center	1.25%	2
Wigley Administration Center	1.25%	2
Wissink Hall	0.63%	1
Clinical Sciences	4.38%	7
University Dining Center	11.25%	18
Blakeslee Stadium	0.63%	1
Other (please specify)	7.50%	12
TOTAL		160

Results
Online Survey

MSU | Mankato Faculty / Staff Survey

Q8 Why?

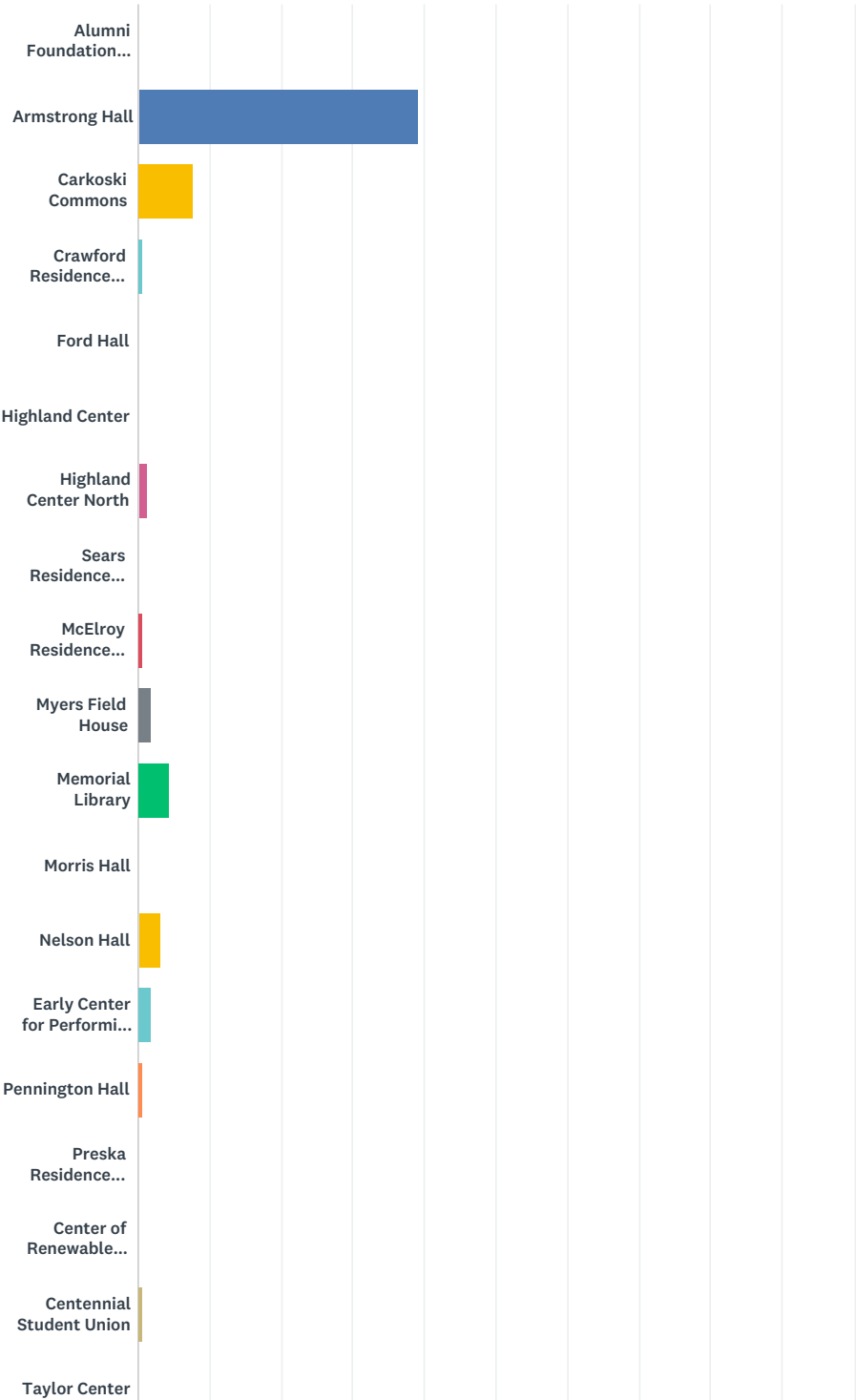
Answered: 160 Skipped: 14

Results
Online Survey

MSU | Mankato Faculty / Staff Survey

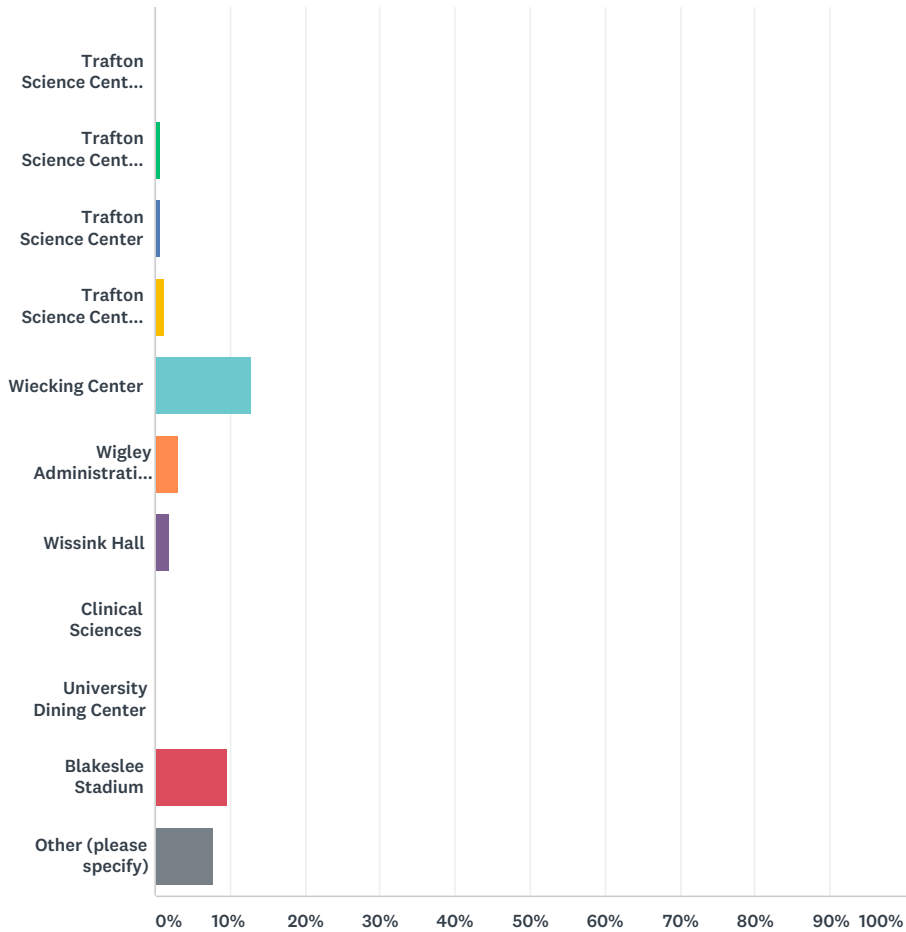
Q9 What area on campus (in a building) needs the most improvement?

Answered: 156 Skipped: 18



Results
Online Survey

MSU | Mankato Faculty / Staff Survey



ANSWER CHOICES	RESPONSES	
Alumni Foundation Center	0.00%	0
Armstrong Hall	39.10%	61
Carkoski Commons	7.69%	12
Crawford Residence Community	0.64%	1
Ford Hall	0.00%	0
Highland Center	0.00%	0
Highland Center North	1.28%	2
Sears Residence Community	0.00%	0
McElroy Residence Community	0.64%	1
Myers Field House	1.92%	3
Memorial Library	4.49%	7
Morris Hall	0.00%	0

Results

Online Survey

MSU | Mankato Faculty / Staff Survey

Nelson Hall	3.21%	5
Early Center for Performing Arts	1.92%	3
Pennington Hall	0.64%	1
Preska Residence Community	0.00%	0
Center of Renewable Energy	0.00%	0
Centennial Student Union	0.64%	1
Taylor Center	0.00%	0
Trafton Science Center E	0.00%	0
Trafton Science Center N	0.64%	1
Trafton Science Center	0.64%	1
Trafton Science Center S	1.28%	2
Wiecking Center	12.82%	20
Wigley Administration Center	3.21%	5
Wissink Hall	1.92%	3
Clinical Sciences	0.00%	0
University Dining Center	0.00%	0
Blakeslee Stadium	9.62%	15
Other (please specify)	7.69%	12
TOTAL		156

Results
Online Survey

MSU | Mankato Faculty / Staff Survey

Q10 Why?

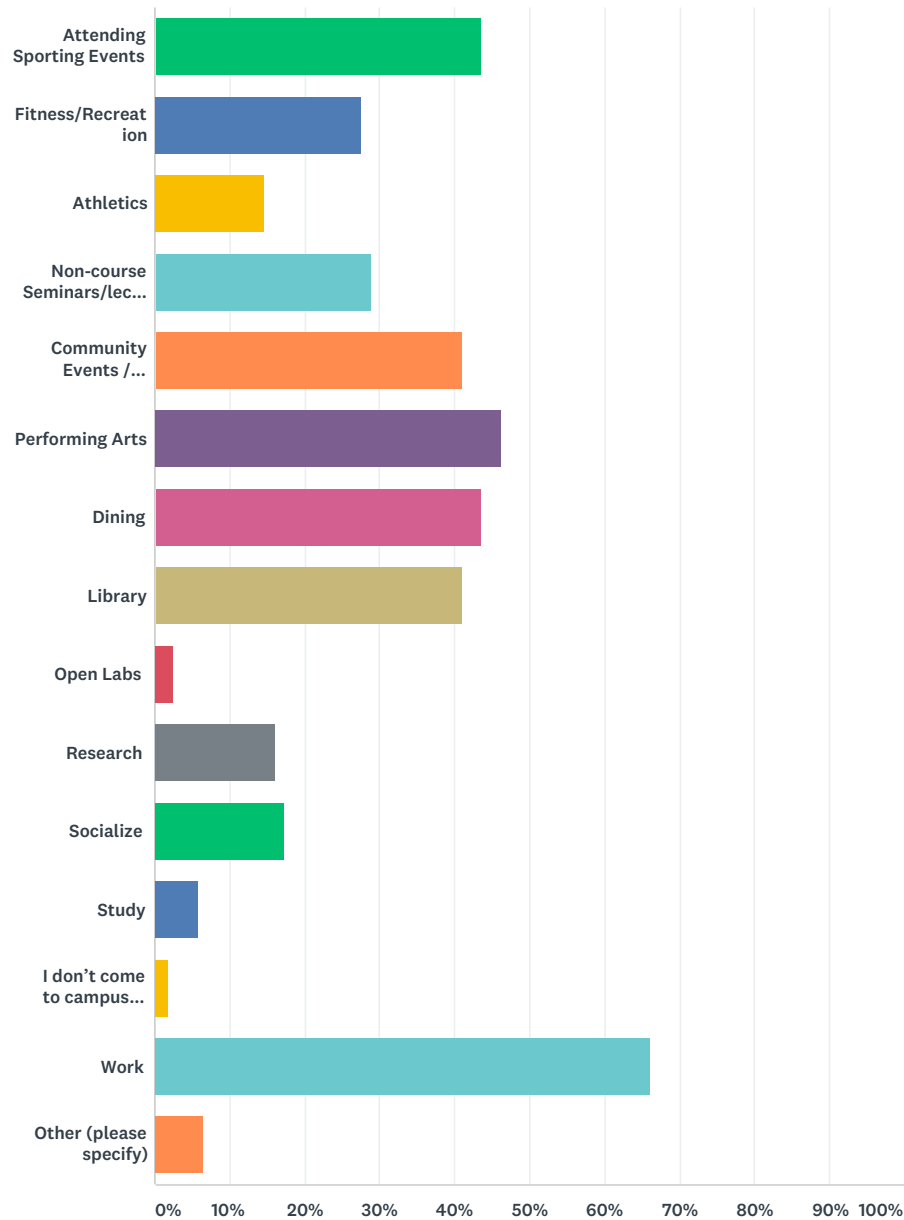
Answered: 156 Skipped: 18

Results
Online Survey

MSU | Mankato Faculty / Staff Survey

Q11 Outside of scheduled class, what do you use campus facilities for?
(select all that apply)

Answered: 156 Skipped: 18



ANSWER CHOICES	RESPONSES	
Attending Sporting Events	43.59%	68
Fitness/Recreation	27.56%	43

Results

Online Survey

MSU | Mankato Faculty / Staff Survey

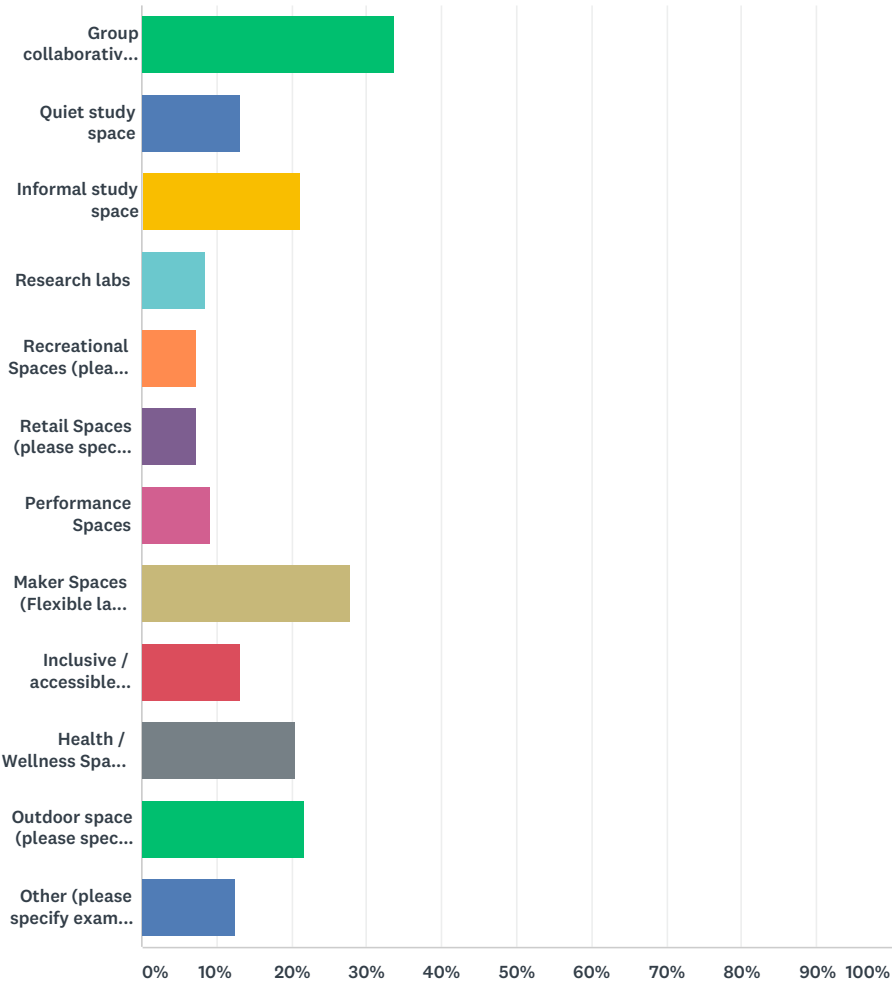
Athletics	14.74%	23
Non-course Seminars/lectures	28.85%	45
Community Events / Engagement	41.03%	64
Performing Arts	46.15%	72
Dining	43.59%	68
Library	41.03%	64
Open Labs	2.56%	4
Research	16.03%	25
Socialize	17.31%	27
Study	5.77%	9
I don't come to campus outside of class	1.92%	3
Work	66.03%	103
Other (please specify)	6.41%	10
Total Respondents: 156		

Results
Online Survey

MSU | Mankato Faculty / Staff Survey

Q12 What types of spaces would you like to see added to campus?
(select up to 3)

Answered: 151 Skipped: 23



ANSWER CHOICES	RESPONSES	
Group collaborative space	33.77%	51
Quiet study space	13.25%	20
Informal study space	21.19%	32
Research labs	8.61%	13
Recreational Spaces (please specify example below in comment field)	7.28%	11
Retail Spaces (please specify example below in comment field)	7.28%	11
Performance Spaces	9.27%	14

Results

Online Survey

MSU | Mankato Faculty / Staff Survey

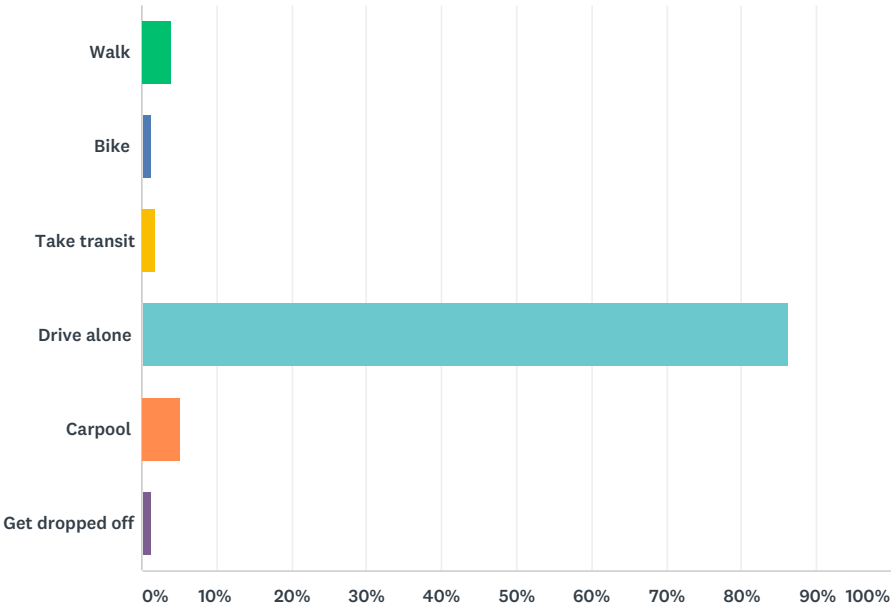
Maker Spaces (Flexible lab space to explore, create, discover, etc.)	27.81%	42
Inclusive / accessible spaces, i.e. gender neutral restrooms, lactation rooms, prayer rooms, etc.	13.25%	20
Health / Wellness Space (please specify example below in comment field)	20.53%	31
Outdoor space (please specify example below in comment field)	21.85%	33
Other (please specify example below in comment field)	12.58%	19
Total Respondents: 151		

Results
Online Survey

MSU | Mankato Faculty / Staff Survey

Q13 What best describes your primary mode of travel to campus? (If you use multiple modes, please select the mode you use most frequently).

Answered: 153 Skipped: 21



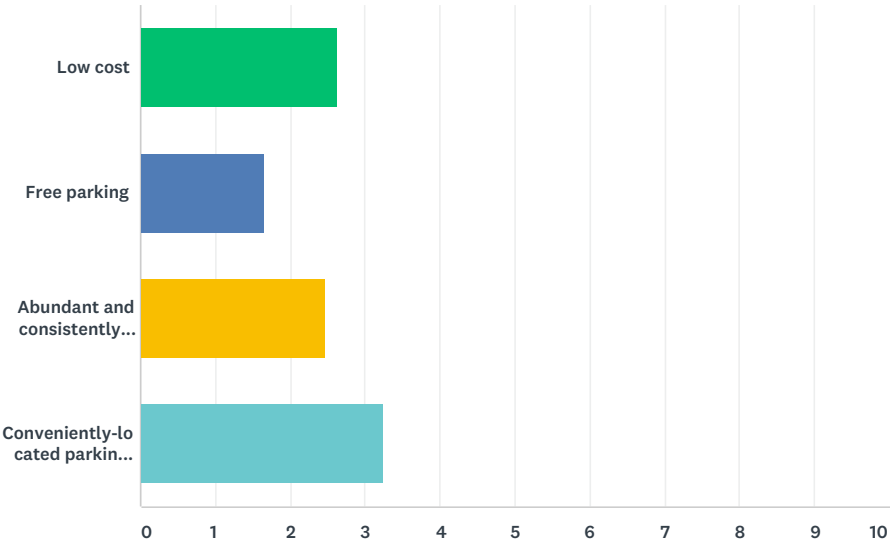
ANSWER CHOICES		RESPONSES	
Walk		3.92%	6
Bike		1.31%	2
Take transit		1.96%	3
Drive alone		86.27%	132
Carpool		5.23%	8
Get dropped off		1.31%	2
TOTAL			153

Results
Online Survey

MSU | Mankato Faculty / Staff Survey

Q14 Of the four options below, please rate your priorities for parking on campus (1 being your highest priority, 4 being your lowest priority):

Answered: 152 Skipped: 22



	1	2	3	4	TOTAL	SCORE
Low cost	22.37% 34	28.29% 43	39.47% 60	9.87% 15	152	2.63
Free parking	12.50% 19	7.89% 12	12.50% 19	67.11% 102	152	1.66
Abundant and consistently available parking	10.53% 16	40.13% 61	34.87% 53	14.47% 22	152	2.47
Conveniently-located parking (close to my destination)	54.61% 83	23.68% 36	13.16% 20	8.55% 13	152	3.24

Results
Online Survey

MSU | Mankato Faculty / Staff Survey

Q15 What would most improve the experience traveling to and from the MSU-Mankato campus?

Answered: 151 Skipped: 23

Results

Online Survey

MSU | Mankato Faculty / Staff Survey

Q16 What would most improve the experience of moving through campus as a pedestrian?

Answered: 150 Skipped: 24

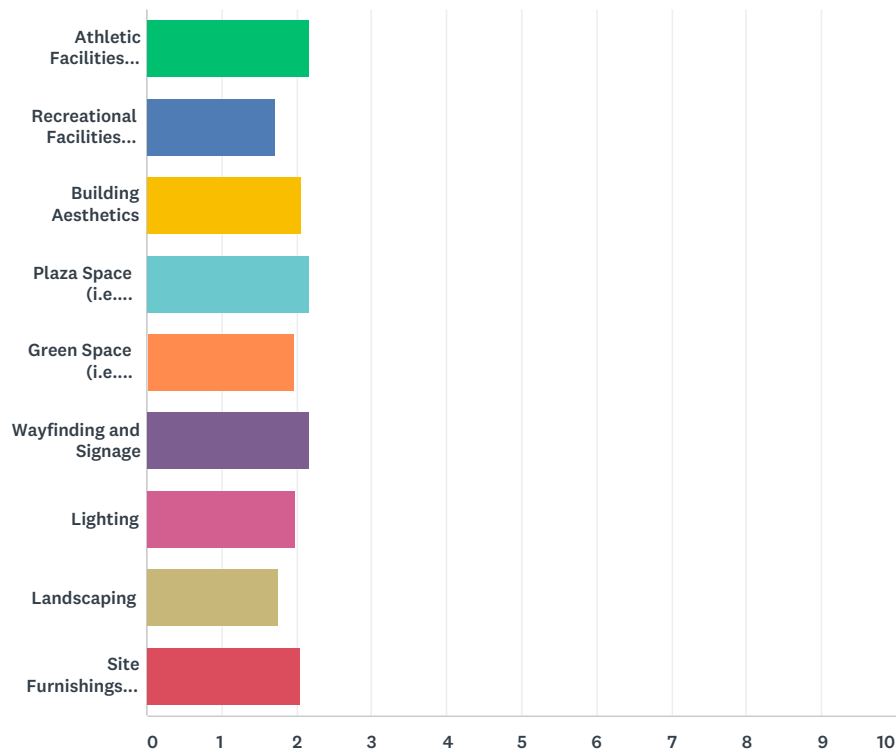
Results

Online Survey

MSU | Mankato Faculty / Staff Survey

Q17 Thinking about outdoor Campus Spaces, how would you rate your satisfaction with the following components: (Rating Matrix)

Answered: 145 Skipped: 29



	VERY SATISFIED	SOMEWHAT SATISFIED	SOMEWHAT DISSATISFIED	VERY DISSATISFIED	TOTAL	WEIGHTED AVERAGE
Athletic Facilities (outdoor) (i.e. Blakeslee Stadium, etc.)	24.83% 36	47.59% 69	13.79% 20	13.79% 20	145	2.17
Recreational Facilities (outdoor) (i.e. Ropes Course, Rec Fields etc.)	39.31% 57	51.03% 74	7.59% 11	2.07% 3	145	1.72
Building Aesthetics	20.00% 29	58.62% 85	14.48% 21	6.90% 10	145	2.08
Plaza Space (i.e. Marso-Schmitz Plaza, Alumni Plaza, etc.)	19.31% 28	52.41% 76	20.69% 30	7.59% 11	145	2.17
Green Space (i.e. Arboretum, Dining Center-Preska Quad, etc.)	33.10% 48	44.83% 65	14.48% 21	7.59% 11	145	1.97
Wayfinding and Signage	20.69% 30	47.59% 69	25.52% 37	6.21% 9	145	2.17
Lighting	31.03% 45	46.21% 67	15.17% 22	7.59% 11	145	1.99
Landscaping	41.38% 60	46.90% 68	6.90% 10	4.83% 7	145	1.75

Results
Online Survey

MSU | Mankato Faculty / Staff Survey

Site Furnishings (benches, tables, etc.)	23.45% 34	52.41% 76	19.31% 28	4.83% 7	145	2.06
---	--------------	--------------	--------------	------------	-----	------

Results
Online Survey

MSU | Mankato Faculty / Staff Survey

Q18 Additional Comments:

Answered: 53 Skipped: 121

Results

Online Survey

MSU | Mankato Faculty / Staff Survey

Q19 Thinking of spaces of the future, what is currently missing from the MSU Mankato campus and surrounding area?

Answered: 143 Skipped: 31

Results
Online Survey

MSU | Mankato Faculty / Staff Survey

Q20 Please provide email if you are willing to be contacted for additional follow up regarding any answers (optional)

Answered: 30 Skipped: 144