
1

9

9

1



*Financial
Report*

Mankato

STATE UNIVERSITY

Mankato

STATE UNIVERSITY

EXECUTIVE OFFICERS

Margaret R. Preska, *President*
Richard Crofts, *Vice President for Academic Affairs*
Joseph R. Farnham, *Vice President for University Advancement*
Richard Fisher, *Vice President for Student Affairs*
H. Dean Trauger, *Vice President for Fiscal Affairs*
Joseph Metro, *Vice President for University Operations*

REPORTING OFFICERS

Laverna Alm, *Comptroller*
Joan Rigdon, *Director of Accounting*
Bruce Raps, *Accounting Officer*
Steven W. Smith, *Accounting Officer*

STATE UNIVERSITY BOARD MEMBERS

Rod Searle, *President, Waseca*
Elizabeth Pegues, *Vice President, St. Paul*
Nellie Stone Johnson, *Secretary, Minneapolis*
Jerry Serfling, *Treasurer, Stillwater*
Dan Danford, *Edina*
Bill Ulland, *Duluth*
Paula Dykstra, *St. Joseph*
Julie Bleyhl, *Madison*
Corey Elmer, *Evansville*

STATE UNIVERSITY SYSTEM ADMINISTRATION

Robert L. Carothers, *Chancellor*
Linda Bunnell Jones, *Vice Chancellor Academic Affairs*
Edward McMahan, *Vice Chancellor Finance*
Mary Grusin, *Acting Assistant Vice Chancellor Student Affairs*
Robert Beagle, *Vice Chancellor Systems Advancement*



* **Mankato**

is located 80 miles southwest of the Twin Cities with a population of over 40,000.

* **The University**

Mankato State University accounts for approximately 26 percent of the State University System student enrollment. From a history as a teacher's college, MSU has become a multi-purpose institution with seven colleges and two schools within its framework. There are 303 acres on the campus.

* **Residence Halls**

*Three residence centers: Crawford, McElroy, and Gage
Total of 1,519 rooms, housing 3,071 students.*



To Our Readers:

This report, which is the fifteenth annual managerial financial report for Mankato State University, has been prepared to provide you with information about the financial status and results of operations for the period of July 1, 1990 through June 30, 1991. This time period, our one hundred and twenty-fourth year of service, was a successful and fulfilling year for our University. We were able to continue to expand our already excellent curriculum as well as develop new programs significant to our service area.

The accompanying audited financial statements have been prepared in accordance with generally accepted accounting principles. Reporting procedures follow fund accounting and reporting guidelines set forth by the American Institute of Certified Public Accountants in its Industry Audit Guide, Audits of Colleges and Universities and are guided by standards of the Governmental Accounting Standards Board applicable to public colleges and universities.

It is our intent to provide financial data in a clear, concise, and comprehensive report that is readily understood by all interested readers.

We would like to take this opportunity to thank every one of you for your support and your interest in Mankato State University. Your reactions and comments about the Annual Report, as well as any other matters relating to Mankato State, are welcomed.

Margaret R. Preska
Margaret R. Preska
President

H. Dean Trauger
H. Dean Trauger
Vice President for Fiscal Affairs

Mankato State University

Annual Financial Report

June 30, 1991

Table of Contents

<i>Title</i>	<i>Page</i>
<i>FTE Positions Summary</i>	1
<i>MSU Highlights</i>	3
<i>Notes to Financial Statements</i>	9
<i>Definition of Functional Expenditure Categories</i>	10
<i>Summary of Significant Accounting Policies</i>	14

Audited Financial Statements

<i>Report of Independent Auditors</i>	17
<i>Balance Sheet</i>	18
<i>Statement of Changes in Fund Balances</i>	20

Graphs and Charts

<i>Regular Year Enrollment</i>	22
<i>Current Funds Receipts</i>	23
<i>Current Funds Expenditures by Object</i>	24
<i>Current Funds Expenditures by Function</i>	25

Budgetary Schedules

<i>Operating Receipts of Current Funds</i>	26
<i>Operating Expenditures and Mandatory Transfers of Current Funds</i>	30
<i>Depreciation of Plant Assets</i>	32



*** Student Body**

Fall Quarter : Academic Year 1990-91

Total student body: 16,526

On-campus students: 14,826

12% of the students are from out of state

453 are international students

6 out of 10 students receive some form of financial aid

*** College Divisions and Degrees**

More than 125 Undergraduate areas

65 Graduate areas

*** Degrees Awarded**

Bachelor's degrees awarded: 2,059

Arts and Humanities: 225

Business: 769

Education: 231

Health and Human Performance: 145



Bachelor's degrees awarded (continued)

Natural Sciences, Math, and Home Economics: 222

Social and Behavioral Sciences: 323

Nursing: 73

Physics, Engineering and Technology: 71

Master's degrees awarded: 454

Arts and Humanities: 34

Business: 48

Education: 221

Health and Human Performance: 46

Natural Sciences, Math and Home Economics: 26

Social and Behavioral Sciences: 47

Continuing Studies: 24

Physics, Engineering and Technology: 8

Associate's degrees awarded: 65

Specialist's degrees awarded: 8

**Mankato State University
Personnel FTE Positions Summary
Fiscal Year 1991**

	FTE Positions		
	Classified	Unclassified	Total
General Fund -- Allocations			
M & E Funded by State University Board	338.62	657.30	995.92
M & E Funded by -- Overload	0.00	29.04	29.04
-- Extended Days	0.00	26.57	26.57
-- Graduate Assistants	0.00	56.70	56.70
M & E Funded from Off-Campus Programs	0.00	29.63	29.63
M & E Funded from Non-Allocated Funds	13.83	23.32	37.15
<i>M & E Subtotal</i>	<u>352.45</u>	<u>822.56</u>	<u>1175.01</u>
Grant Funds -- Commitments*			
Federal Grants in Aid	3.80	11.33	15.13
State Grants in Aid	1.55	4.65	6.20
Private Grants in Aid	1.00	5.30	6.30
<i>Grant Funds Subtotal</i>	<u>6.35</u>	<u>21.28</u>	<u>27.63</u>
Revenue Fund -- Commitments*			
Residence Hall	37.13	10.56	47.69
Student Union	7.33	4.67	12.00
<i>Revenue Fund Subtotal</i>	<u>44.46</u>	<u>15.23</u>	<u>59.69</u>
Activity Fund -- Commitments*			
Health Service	8.62	2.20	10.82
All Other Activity Programs	15.67	13.06	28.73
<i>Activity Fund Subtotal</i>	<u>24.29</u>	<u>15.26</u>	<u>39.55</u>
University Total	<u><u>427.55</u></u>	<u><u>874.33</u></u>	<u><u>1301.88</u></u>

*Commitments do not include outlays for non-state employee consultantships.

MSU Highlights

Highlights of Mankato State University news from July 1990 through June 1991.

July 1990

- *Mankato State University moved another step forward in implementation of its Cultural Diversity Program with the appointment of Dr. Michael Fagin as associate vice president for cultural diversity. Fagin had been director of the MSU Minority Groups Studies Center since 1970.*
- *Tony Ulmen, a Mankato State Construction Management alumnus who wanted to give others the kind of opportunity that got his career moving, donated \$1,000 to establish a scholarship for MSU students majoring in construction management.*
- *Dr. Sharon L. Zablutney was appointed associate vice president for research and dean of the graduate college at Mankato State. She was selected after a nationwide search which followed the retirement of Graduate College Dean Winston Benson.*
- *Dr. Gaber Abou El Enein was named College of Business dean this month. At Mankato State since 1968, he was professor and chairperson of the MSU Department of Management.*
- *The Mankato State University Northern Light Team finished in 16th position in the 11-day, 1,600-mile GM Sunrayce USA solar vehicle competition. Mankato State's team was one of 32 student teams from colleges and universities from across the nation and was one of two teams from the Upper Midwest. Following the race, the vehicle was on display in the U.S. Department of Energy headquarters in Washington, D.C. The vehicle also completed a successful climb up Pike's Peak in Colorado in August.*

August 1990

- *The Mankato State Intercollegiate Forensics program was ranked seventh in the nation by the 1990 Intercollegiate Speech Tournament Results booklet. Mankato State's program, one of the largest in the Upper Midwest, was the only Minnesota school to rank in the top 10.*
- *Mankato State received approval from the Higher Education Coordinating Board to offer a master of science degree in computer science, the only such program outside of the University of Minnesota system.*

September 1990

- *Dr. Kil Lee, associate professor of mathematics, was awarded a \$13,946 grant from the Minnesota Higher Education Coordinating Board for his project "Mathematical Problem Solving Summer Institute."*
- *Dr. Keith Klein, associate professor of biology, was invited to participate in a scientific mission to the Soviet Union. The purpose of the mission was to open discussions with Soviet geneticists about the current status of molecular genetics, plant and animal breeding, and human genetics in the Soviet Union.*
- *The 108-member Mankato State University Marching Band was selected to perform at the state capitol as part of the "Rally for Quality" festivities sponsored by the Minnesota Council for Quality. The band was chosen by the Minnesota State University System to represent the seven Minnesota state universities.*

October 1990

- *Dr. Mike Miller, associate professor of educational foundations, was honored by the Association of Retarded Citizens with its "Educator of the Year" award. The award was based on Miller's commitment to the education of children with handicaps in the regular classroom and his being an advocate for the handicapped.*
- *Mankato State and Russia's Open University in Moscow took the first steps in setting up a joint Center for Construction Management at the two schools. Officials of the two universities signed a letter of understanding which outlined the joint program of cultural collaboration between the MSU Construction Management Program and the Department of Business and Management at the Moscow university.*
- *The Children's House at Mankato State was awarded the 1990 Minnesota Association for the Education of Young Children Regional Service Award in recognition of the facility's outstanding contributions to the field of early childhood education.*

November 1990

- *A groundbreaking ceremony was held at the construction site for the expansion of the Mankato State University Memorial Library.*
- *Dr. Robert Buckingham was named new dean of the College of Health and Human Performance. He came to Mankato State from the City University of New York Medical School where he was associate professor of community and social medicine.*
- *Joe Clark, former principal of Eastside High School in Patterson, N.J., was keynote speaker for the Minority Groups Studies Center 20th Annual Dinner.*

December 1990

- *Ninety-nine Mankato State students were nominated and approved for listing in the 1991 edition of "Who's Who Among Students in American Universities and Colleges."*

February 1991

- *The 1991 Mankato State Community Campaign opened with a kickoff luncheon, aiming at a goal of \$307,000 in financial gifts to Mankato State from the greater Mankato area.*

March 1991

- *A peregrine falcon nesting box was placed on the roof of Gage Tower A at Mankato State in the hopes of attracting the bird species to nest there. The project was a cooperative venture between Mankato State and the Mankato Bird Club.*

April 1991

- *Julie Harrison, Mankato State University graduate student in English, was awarded the 1991 Robert C. Wright Minnesota Writer's Scholarship. The award of \$1,000 was made on the basis of a portfolio of creative writing submitted by the student.*
- *Michelle Moosally, Mankato State senior, was awarded a \$7,000 national Phi Kappa Phi Honor Society fellowship for graduate study. Moosally was one of 50 students throughout the nation to receive the award. She was the fifth student to receive the honor since the MSU Chapter of Phi Kappa Phi was installed in 1974.*

May 1991

- *Mankato State University Director of Choral Activities Dr. Allen "Doc" Wortman conducted the MSU Concert Choir for the last time in a farewell concert on May 5. Wortman became director of the MSU Choral Choir in 1981. He has returned to music education on a full-time basis and still is directing the Ellis Street Singers.*
- *Mankato State Professors Dr. James Booker and Dr. Diana Moxness were named to deliver the 1992 President Douglas R. Moore Faculty Research Lecture on "Word and Music: Inseparable Elements in the Songs of Franz Schubert."*
- *David Werner, 1990 Mankato State master of arts degree graduate, was selected to receive the 1990-91 MSU Distinguished Master's Thesis Award for his thesis, "Characterization of High-Temperature Superconductors by Means of X-Ray Power Diffraction."*
- *The National Aeronautics and Space Administration (NASA) awarded a three-year research grant to Mankato State University for continued participation in the NASA/Mankato State University Joint Venture in Space (JOVE) program. The grant will continue to fund the research projects of MSU faculty members Dr. Jon Hakkila, astronomy; Dr. Hai-Shen Wu, physics; and Dr. Ernest Boyd, mathematics.*
- *Ownership of the Mankato State University Wiecking Center steel annex, the first privately funded building on a state university campus, passed to the State of Minnesota when the final payment of the lease was made to the MSU Foundation.*

June 1991

- *Trustees of the Otto Bremer Foundation of St. Paul approved an \$8,600 grant over two years to prepare three American Indian students from the Lower Sioux Reservation to enter teacher training at Mankato State University. Three students from the Prairie Island Reservation were approved for support by a grant to the university from the Southeast Minnesota Initiative Fund.*
 - *Norwest Bank of Mankato contributed \$10,000 to fund a Mankato State University College of Business Cultural Diversity Scholarship Endowment. The scholarship will be awarded on the basis of academic achievement to MSU College of Business students from under-represented minority groups.*
 - *Three Mankato State students and a music professor were named recipients of the 1991 Toy Wilson Blethen Fine Arts Awards. The student winners were Shawn Narlock, Michael Hagan, and Anna Lauris. The professor was Dr. Harry Dunscombe, MSU professor of music.*
-

- *The Construction Management Program at Mankato State was awarded a \$10,000 grant from the Sweitzer Construction Company of St. Paul to fund scholarships for students in construction management.*

- *A film score written by Dr. Steve Heitzeg of the Mankato State music faculty for the film, "A Marriage: Georgia O'Keeffe and Alfred Stieglitz," received its national debut on Public Television's American Playhouse Series.*

Notes to Financial Statements

1. *The University invests its cash balances on the various fund groups through the use of an investment pool. The investments are short in nature, usually maturing in less than one year. All investments are held to maturity.*
2. *Plant assets consisting of land, buildings, and equipment are based on original cost at date of acquisition or fair market value at date of donation in the case of gifts. Depreciation is computed using the straight-line method over their estimated useful lives.*
3. *Long-term debts on student residence halls are maintained by the State University Board Office for the entire State University System's residence halls. Mankato State University pays a percentage of its income each year for bond debt amortization and interest. The bond debt amortization and interest payment is included in mandatory transfers with payments for repair and replacements, insurance, and other operating costs.*
4. *The State University Board Office prepares and publishes financial reports for the residence halls and student unions of the State University System. ~~Therefore,~~ financial data for Mankato State University's residence halls and student union are ~~not~~ included in this report.*
5. *The accompanying schedules have been prepared on the budgetary basis. Actual revenues and expenditures do not equal those on the GAAP basis in the Statement of Changes in Fund Balances. This inequality results primarily from differences in the recognition of accruals, reimbursements, deferred revenue, intrafund and loan transactions, and from the budgetary basis of accounting for encumbrances. On the budgetary basis, encumbrances are recognized as expenditures in the year encumbered.*
6. *Minnesota state employees are entitled to accrue and carry forward vacation and sick leave. The amounts that employees are entitled to accrue are based on length of service. Upon termination of employment, employees are entitled to be paid for accumulated unused vacation leave subject to certain limitations. In addition, employees who have fully vested are entitled to be paid a portion of their accumulated unused sick leave upon termination of employment. Vesting is generally achieved based upon length of continuous service or upon retirement on or after age 65.*

Definition of Functional Expenditure Categories

Instruction and Departmental Research

This category includes expenditures for undergraduate and graduate level instruction in academic programs leading to formal degrees or certificates. Non-degree instructional services, designed to expand the job-related skills and general knowledge of regional citizens, are also included. The category is organized into three activities on the basis of differences in how, when, and where the services are delivered to clients. On-campus instruction offered during the regular nine-month academic year is classified as "General Academic Instruction." Instruction offered during the course of two five-week summer sessions is classified as "Summer Session." All instruction at off-campus locations (except field experience and internships for resident students) is classified as "Extension Instruction." Departmental research expenditures not separately budgeted are also included.

Separately Budgeted Research/Individual or Project Research

This category includes expenditures for research activities specifically organized to produce research outcomes, whether commissioned by external agencies or separately budgeted by units of the University. Most research projects provide direct linkage with classroom instruction and relate to University service region needs or concerns.

Community Education and Extension Services

This category includes expenditures for activities established primarily to assist and serve individuals and organizations within the University service areas through non-credit community education, regional planning, reference and speaker services, facilities for meetings, radio/television programs, special events, and assistance to local units of government such as school districts.

Libraries and Instructional Resources

This category includes expenditures for the acquisition, preparation, production, distribution, storage, and assistance in the use of media materials and technology in support of instructional programs. Materials include books, periodicals, newspapers, microtexts, maps, photographs, records, tapes, films, filmstrips, and other non-print media. Services provided include film libraries, auto-tutorial programs, recording booths, television studios, microfilm duplication, photocopy machines, inter-library loan, study carrels, conference and seminar facilities, and reserve materials.

Academic Computer Services

This category includes expenditures for data processing activities which support academic instruction by providing student and faculty users access to machine-time, programming services, data preparation, and staff expertise. Administrative data processing is excluded from this category and reported as part of institutional support.

Instructional Administration and Support

This category includes expenditures for activities which provide administrative support and management for the primary programs of instruction, research, and public service. The personnel categories in this activity include deans, program directors, and support staff who provide management services to academic units: a) personnel services such as recruitment, appointment, staff development, evaluation, and separation; b) development, evaluation, and revision of curriculum; c) preparation and administration of unit budgets and class schedules.

Financial Aids

This category includes expenditures for funds loaned or granted to students through the campus-based financial aid programs. It does not include the administrative costs of the programs (including federal allowances for such costs), which are reported in the student support services category. Salaries paid from state-appropriated funds to student employees of the universities are excluded since such employment is not necessarily based on the financial need of students.

Student Support Services

This category includes expenditures for activities which assist students in gaining access to the educational programs of the universities, improve their prospects for successful participation in those programs, and assist them in making the transition to the workforce upon completion of their studies.

Executive Management

This category includes expenditures for activities which provide educational leadership and administrative direction to the University. The activity includes the University President, Vice Presidents, and their immediate staffs. The major responsibilities of the individuals charged with the management of the University include: a) direction of academic affairs; b) management of fiscal affairs which includes personnel management and labor relations; d) direction of student services; e) management of fixed assets; and f) university advancement.

Institutional Support Services

This category includes expenditures for the administrative, fiscal, and logistical services which support the daily operations of the University. The major services include: administrative data processing, budget and accounting, personnel, payroll, procurement, central stores, communications, and publications.

Physical Plant Operations

This category includes all expenditures of current operating funds for the operation and maintenance of the physical plant, in all cases net of amounts charged to auxiliary enterprises, and independent operations. It includes all expenditures for operations established to provide services and maintenance related to grounds and facilities. Also included are expenditures for physical plant administration, building maintenance, custodial services, utilities, and lands and grounds maintenance.

Indirect Cost Recoveries

Indirect cost recoveries consist of monies received from various sources, primarily Federal, as remuneration for indirect costs. Indirect costs are those that have been incurred for purposes common to a number of or all of the specific projects, programs or activities of an institution, but which cannot be identified and charged directly to such projects, programs, or activities relatively easily with a reasonable degree of accuracy and without an inordinate amount of accounting. Examples include such items as heating, lighting, janitorial services, and administrative services such as accounting, purchasing, personnel, and library services.

Student Work Study Salaries-Federal

This category includes all expenditures relating to the College Work Study Program which was established by the Federal Government to increase the availability of jobs, thus helping needy students finance their college education. Employment opportunities are available for students with demonstrated financial need to earn a portion of their college expenses in part-time, on-campus or off-campus work while they attend college. College Work Study Program funds may be used to subsidize up to seventy percent of a student's wages, with the balance to be paid by the institution or employer.

Student Work Study Salaries-State

This category includes all expenditures relating to the State Work Study Program which was established by the State of Minnesota to increase the availability of jobs, thus helping needy students finance their college education. Employment opportunities are available for students with demonstrated financial need to earn a portion of their college expenses in part-time, on-campus or off-campus work while they attend college.

Auxiliary Enterprises-Expenditures

This category includes all expenditures relating to the operation of auxiliary enterprises, including expenditures for operation and maintenance of plant, and for institutional support; also included are other direct and indirect costs, whether charged directly as expenditures or allocated as a proportionate share of costs of other departments or units. An auxiliary enterprise is an entity that exists to furnish goods or services to students, faculty, or staff, and that charges a fee directly related to, although not necessarily equal to, the costs of the goods or services. The distinguishing characteristic of auxiliary enterprises is that they are managed as essentially self-supporting activities. Examples are residence halls, student unions, parking lots, and health services.

Auxiliary Enterprises-Mandatory Transfers

This category includes transfers from the current funds group to the Minnesota State University Board arising out of binding legal agreements related to the financing of auxiliary enterprises plant, such as amounts for debt retirement, interest, and required provisions for renewals and replacements of plant.

Summary of Significant Accounting Policies

The major accounting principles and practices followed by Mankato State University are presented below to assist the reader in evaluating the financial statements and the accompanying notes. Fund accounting and reporting guidelines were followed as set forth by the American Institute of Certified Public Accountants in its Industry Audit Guide, Audits of Colleges and Universities.

Fund Accounting

To ensure observance of limitations and restrictions placed on the use of the resources available to the University, the accounts of the University are maintained in accordance with the activities or objectives specified. Separate accounts are maintained for each fund; however, in the accompanying financial statements, funds that have similar characteristics have been combined into fund groups. Accordingly, all financial transactions have been recorded and reported by fund groups.

Current Funds

Current fund balances are separated into those which are restricted by donors or grantors and those which are unrestricted. Restricted funds may be expended only for the purposes indicated by the donor or grantor. Unrestricted funds are under the control of the University to use in achieving its mission. Auxiliary Enterprises, part of Unrestricted Funds, are accounts earmarked for the self-sustaining operations of functions supplementary to primary educational missions of the University. Examples of Auxiliary Enterprises are Residence Halls, Student Unions, and Health Services.

Loan Funds

The loan funds group consists of loans to students and of resources made available for such purposes.

Endowment and Similar Funds

Endowment and similar funds consist of endowments and quasi-endowments. Endowment funds are amounts which donors have stipulated are to be maintained inviolate and in perpetuity and invested for the purpose of producing income which may either be expended or added to principal. Quasi-endowment funds are amounts that have been designated by the

Endowment and Similar Funds (Continued)

administration for similar purposes as endowment funds and may later be designated for other uses at the discretion of administration.

Plant Funds

Fund accounting reports the institution's physical plant assets in a separate fund group rather than as assets in several fund groups. Since the State University Board Office handles all bonding matters centrally, we do not record any indebtedness on our records. Accordingly, the University annually deposits with the Board Office designated amounts for debt service and for renewal and replacement of plant and equipment.

Agency Funds

The agency fund group consists of funds held by the University as custodial or fiscal agent for others such as individual students, student organizations, or other campus activities and organizations.

Other Significant Accounting Policies

Other significant accounting policies are set forth in the financial statements and notes thereto.

Report of Independent Auditors

Mankato State University is part of the Minnesota State University System. The financial statements of the Minnesota State University System have been audited by Coopers & Lybrand, independent accountants. Copies of the Minnesota State University System audited financial statements are available upon request.

Mankato State University
Balance Sheet
June 30, 1991

	Current Funds		
	Unrestricted	Student Activity/ Auxiliary Enterprises	Restricted
	State Education Operations		
Assets			
Cash and Equivalents	1,938	397,079	17,357
Unspent Appropriations	8,491,749	0	0
Receivables:			
Tuition, Net	105,822	0	0
Interest	0	19,779	2,628
Loans, Net	0	0	0
Due from Grantees	0	0	461,185
Due from Federal Government	0	0	0
Due from(to) Other Funds	(85,044)	181,114	(88,785)
Other	355,305	228,489	1,395
Investments	0	1,463,322	19,960
Property, Net	0	0	0
<i>Total Assets</i>	<u>8,869,770</u>	<u>2,289,783</u>	<u>413,740</u>
Liabilities			
Accounts Payable	620,810	268,112	49,282
Salaries and Wages Payable	4,774,568	84,028	0
Compensated Absences	5,519,000	128,000	0
Workers Compensation	1,150,000	0	0
Deferred Revenue	1,226,990	143,208	0
Deposits In Trust	56,404	0	0
Long Term Debt	0	0	0
<i>Total Liabilities</i>	<u>13,347,772</u>	<u>623,348</u>	<u>49,282</u>
Fund Balance			
Reserved for Encumbrances	434,244	0	0
Unreserved	1,756,754	1,666,435	0
Unfunded Liabilities	(6,669,000)	0	0
Restricted	0	0	364,458
Loan Funds Refundable	0	0	0
Endowments / Quasi-Endowments	0	0	0
Plant	0	0	0
<i>Total Fund Balance</i>	<u>(4,478,002)</u>	<u>1,666,435</u>	<u>364,458</u>
<i>Total Liabilities and Fund Balance</i>	<u>8,869,770</u>	<u>2,289,783</u>	<u>413,740</u>

<u>Plant Funds</u>			
Loan Funds	Endowment and Similar Funds	Debt Retirement and Replacements	Investment in Plant
0	0	0	0
0	0	583,552	0
0	0	0	0
0	0	0	0
5,834,276	0	0	0
0	0	0	0
53,807	0	0	0
19,740	0	0	0
0	0	0	0
275,393	1,075,129	0	0
<u>0</u>	<u>0</u>	<u>0</u>	<u>41,731,002</u>
<u>6,183,216</u>	<u>1,075,129</u>	<u>583,552</u>	<u>41,731,002</u>
1,018	0	32,244	0
0	0	0	0
0	0	0	0
0	0	0	0
0	0	0	0
0	0	0	0
<u>0</u>	<u>0</u>	<u>0</u>	<u>1,372,084</u>
<u>1,018</u>	<u>0</u>	<u>32,244</u>	<u>1,372,084</u>
0	0	0	0
0	0	0	0
0	0	0	0
0	0	0	0
6,182,198	0	0	0
0	1,075,129	0	0
<u>0</u>	<u>0</u>	<u>551,308</u>	<u>40,358,918</u>
<u>6,182,198</u>	<u>1,075,129</u>	<u>551,308</u>	<u>40,358,918</u>
<u>6,183,216</u>	<u>1,075,129</u>	<u>583,552</u>	<u>41,731,002</u>

Mankato State University
Statement of Changes in Fund Balance
For the Fiscal Year Ended June 30, 1991

	Current Funds		
	<u>Unrestricted</u>	<u>Restricted</u>	
	State Education Operations	Student Activity/ Auxiliary Enterprises	
Revenue and Other Additions			
Tuition and Fees	23,778,872	1,811,498	0
State Appropriation	42,932,149	0	309,158
Sales and Services of Ed. Activities	2,418,100	5,280,169	0
Federal Grants	0	0	8,520,378
State Grants	0	0	3,670,405
Private Grants	0	0	2,083,731
Investment Income	0	264,021	0
Interest on Loans	0	0	0
Expended for Plant	0	0	0
Retirement of Debt	0	0	0
Endowment Additions	0	0	0
<i>Total Revenue and Other Additions</i>	<u>69,129,121</u>	<u>7,355,688</u>	<u>14,583,672</u>
Expenditures and Other Deductions			
Instruction	38,602,781	0	1,605,360
Individual or Project Research	150,232	0	631,602
Public Service	427,702	0	228,088
Academic Support	9,185,382	0	379,607
Student Support	5,577,567	0	924,109
Institutional Support	8,868,110	0	0
Physical Plant Operations	5,688,658	0	0
Financial Aid	0	0	9,963,722
<i>Total Educational and General</i>	<u>68,500,432</u>	<u>0</u>	<u>13,732,488</u>
Auxiliary	0	6,403,384	0
Loan Cancellations and Other	0	0	0
Scholarships	0	0	1,205,223
Expended for Plant	0	0	0
Depreciation	0	0	0
Loss on Disposal	0	0	0
<i>Total Expenditures and Deductions</i>	<u>68,500,432</u>	<u>6,403,384</u>	<u>14,937,711</u>
<i>Transfers Among Funds</i>	<u>0</u>	<u>(354,381)</u>	<u>348,042</u>
Net Increase (Decrease) for the Year	628,689	597,923	(5,997)
<i>Fund Balance July 1, 1990</i>	<u>(5,106,691)</u>	<u>1,068,512</u>	<u>370,455</u>
<i>Fund Balance June 30, 1991</i>	<u>(4,478,002)</u>	<u>1,666,435</u>	<u>364,458</u>

Plant Funds

Loan Funds	Endowment and Similar Funds	Debt Retirement and Replacements	Investment In Plant
0	0	0	0
0	0	614,772	0
0	0	0	0
0	0	0	0
0	0	0	0
0	0	0	0
22,754	0	0	0
159,266	0	0	0
0	0	0	905,641
0	0	0	100,805
0	20,000	0	0
<u>182,020</u>	<u>20,000</u>	<u>614,772</u>	<u>1,006,446</u>
0	0	0	0
0	0	0	0
0	0	0	0
0	0	0	0
0	0	0	0
0	0	0	0
0	0	0	0
<u>0</u>	<u>0</u>	<u>0</u>	<u>0</u>
0	0	0	0
213,909	0	0	0
0	0	0	0
0	0	458,578	0
0	0	0	2,294,480
0	0	0	103,636
<u>213,909</u>	<u>0</u>	<u>458,578</u>	<u>2,398,116</u>
<u>0</u>	<u>6,339</u>	<u>0</u>	<u>0</u>
(31,889)	26,339	156,194	(1,391,670)
<u>6,214,087</u>	<u>1,048,790</u>	<u>395,114</u>	<u>41,750,588</u>
<u>6,182,198</u>	<u>1,075,129</u>	<u>551,308</u>	<u>40,358,918</u>

**Mankato State University
Regular Year Enrollment
For the Fiscal Year Ended June 30, 1991**

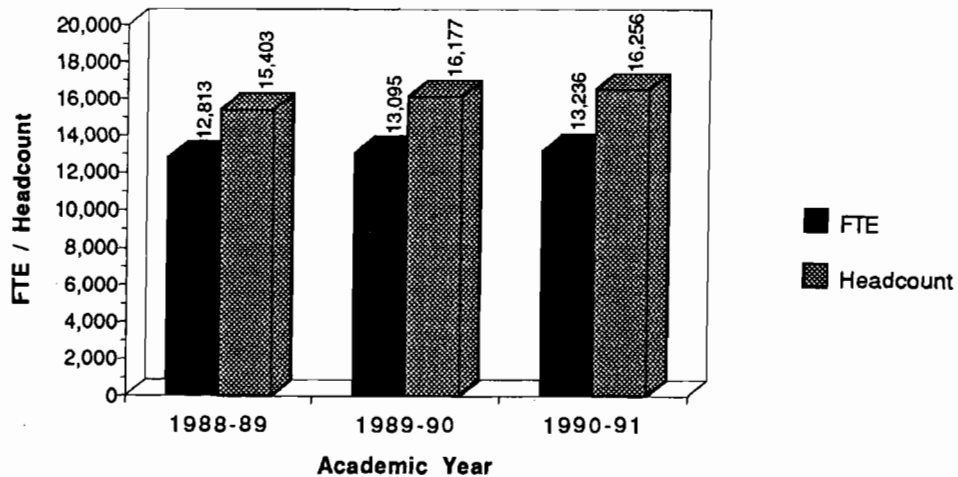
Graph I

Annualized Distribution of FTE by College

College/School	1988-89	1989-90	1990-91	1990-91
Arts and Humanities	2,512	2,640	2,667	20.15%
Business	2,463	2,429	2,436	18.41%
Education	1,491	1,484	1,432	10.82%
Health and Physical Education	1,002	1,002	1,021	7.71%
Nursing	127	153	166	1.25%
Natural Sciences, Math and Home Economics	2,343	2,358	2,327	17.59%
Physics, Engineering and Technology	459	475	466	3.52%
Social and Behavioral Sciences	2,416	2,553	2,721	20.56%
Total	12,813	13,095	13,236	100.00%

Annualized On/Off FTE Campus Enrollment

	1988-89	1989-90	1990-91
On Campus			
Undergraduate	11,139	11,380	11,536
Graduate	970	961	1,019
Total	12,109	12,341	12,555
Off Campus			
Undergraduate	339	378	392
Graduate	365	376	289
Total	704	754	681
Total Enrollment	12,813	13,095	13,236



Note:

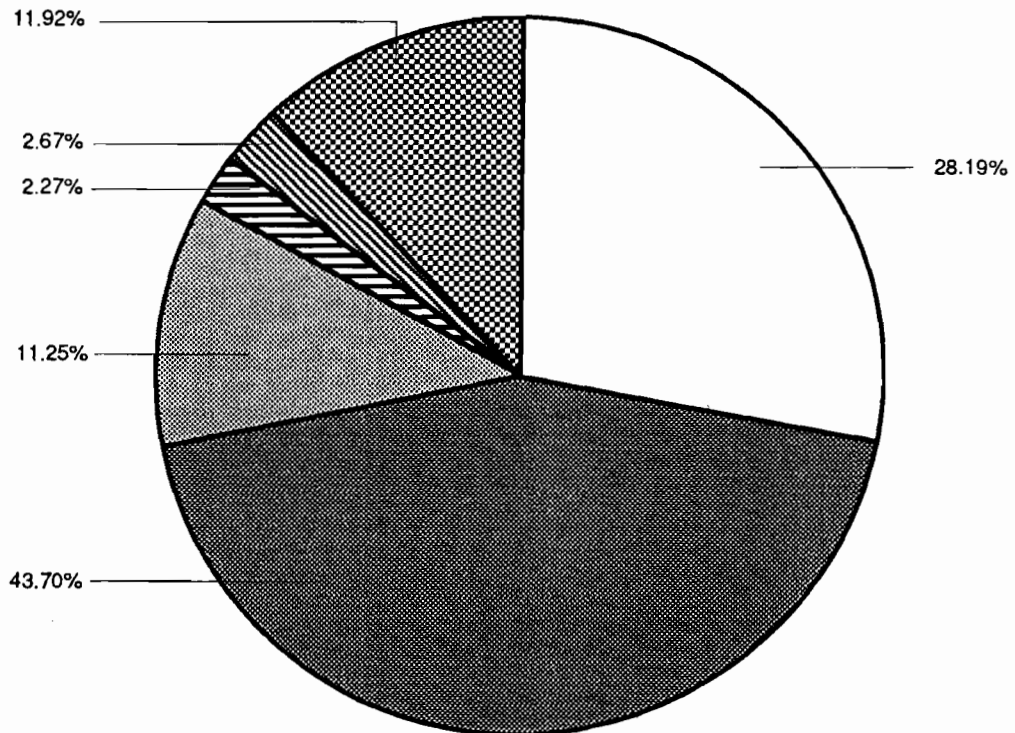
FTE (Full-time equivalent) is based on 45 undergraduate credits and 30 graduate credits per academic year.

Mankato State University Current Funds Receipts

For the Fiscal Year Ended June 30, 1991

Graph II

Tuition and Fees	\$27,655,063	28.19%
State Appropriation	42,870,438	43.70%
Auxiliary Enterprises	11,036,117	11.25%
Indirect Cost Recoveries and Other	2,230,956	2.27%
Sales and Services of Educational Activities	2,624,028	2.67%
Restricted	<u>11,691,968</u>	<u>11.92%</u>
	<u>\$98,108,568</u>	<u>100.00%</u>

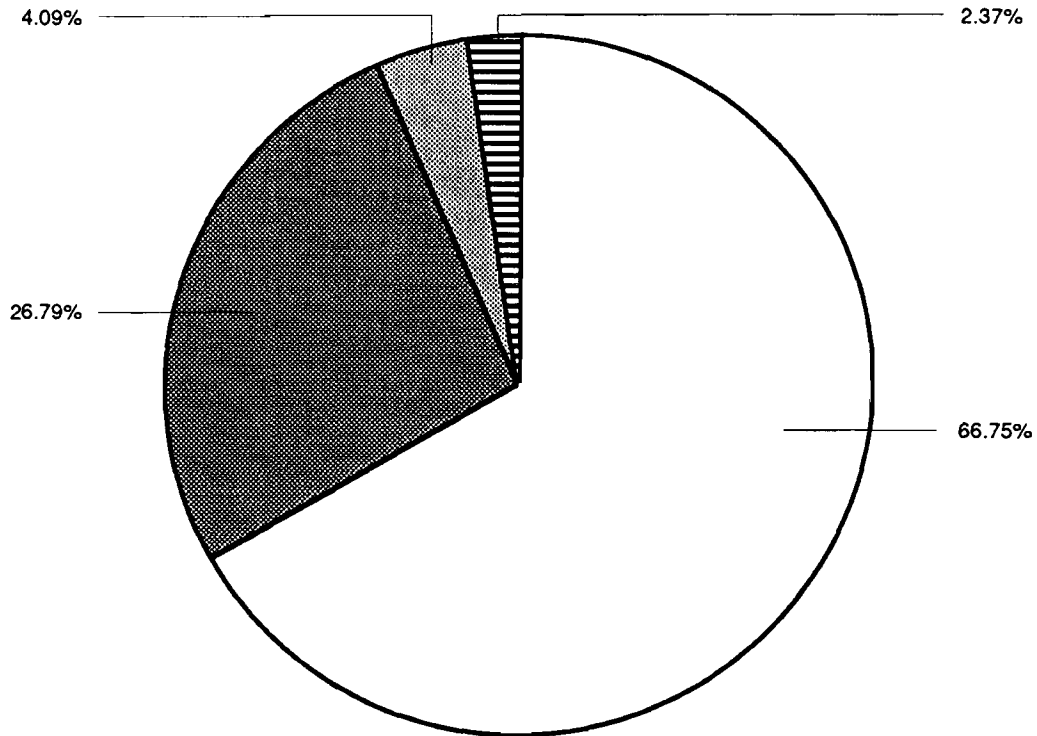


Mankato State University Current Funds Expenditures by Object

Graph III

For the Fiscal Year Ended June 30, 1991

Salaries and Wages	\$64,135,316	66.75%
Supplies and Expenses	25,736,594	26.79%
Capital Outlays	3,929,609	4.09%
Mandatory Transfers	<u>2,276,534</u>	<u>2.37%</u>
	<u>\$96,078,053</u>	<u>100.00%</u>

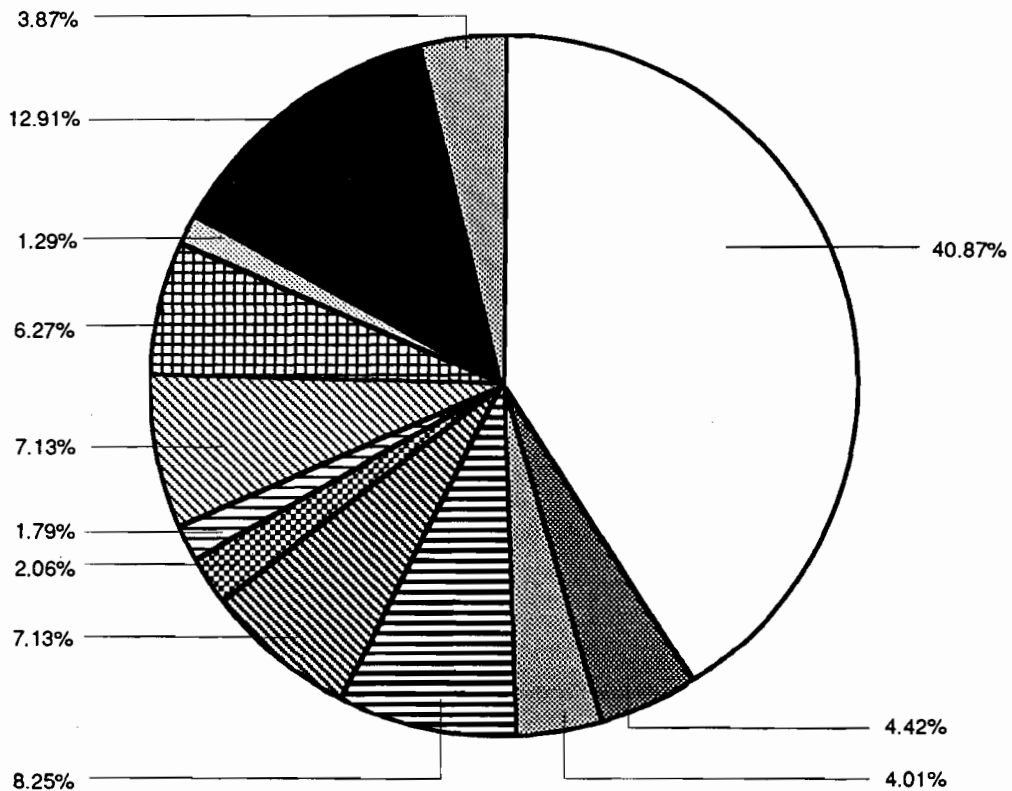


Mankato State University Current Funds Expenditures by Function

Graph IV

For the Fiscal Year Ended June 30, 1991

Instruction	\$39,265,464	40.87%
Libraries and Instructional Resources	4,243,346	4.42%
Instructional Administration and Support	3,851,770	4.01%
Financial Aids and Scholarships	7,926,707	8.25%
Student Support Services	6,848,283	7.13%
Intercollegiate Athletics	1,983,414	2.06%
Executive Management	1,724,020	1.79%
Institutional Support Services	6,846,750	7.13%
Physical Plant Operations	6,024,407	6.27%
Work Study	1,238,121	1.29%
Auxiliary Enterprises	12,405,877	12.91%
Public Service, Indiv/Project Research Computer Services-Academic	<u>3,719,896</u>	<u>3.87%</u>
	<u>\$96,078,053</u>	<u>100.00%</u>



**Mankato State University
Schedule of Operating Receipts of Current Funds
For the Fiscal Year Ended June 30, 1991**

Unrestricted Receipts

Tuition and Fees

Tuition - Regular Year	22,022,772
Tuition - Summer Session	2,086,397
Program Change Fees	33,376
Special Tests Fees	7,135
Late Registration Fees	45,985
Placement Fees	43,466
Admission Fees	110,583
Library Fines	39,249
Transcript Fees	50,629
Identification Card Fees	6,037
Student Activity Fees	3,138,152
Study of Law/Justice Center	4,496
Bureau of Business and Economic Research	1,000
Twin City Program Fee	62,332
Dental Assisting Mankato Technical College	3,457
<i>Total Tuition and Fees</i>	<u>27,655,063</u>

State Appropriation

Regular and Special Allocations	<u>42,870,438</u>
---------------------------------	-------------------

Sales and Services of Auxiliary Enterprises

Residence Halls	7,525,832
Student Union	686,755
Bookstore Administration	460,668
Health Service	180,758
Computer Store	936,047
Parking Operations	611,386
Athletic Clinics and Leagues	490,919
MSSA Student Exchange	31,413
Upward Bound	17,584
Business and Career Day	7,654
Alumni Association Events	11,881
Regional Assistance	8,608
Education School District Conference	12,033
Band Camp Lake Washington	26,370
Building Services Seminar	25,232
Other Auxiliary Enterprises	2,977
<i>Total Sales and Services of Auxiliary Enterprises</i>	<u>11,036,117</u>

Other Sources

Library Automation	706,520
State Car Mileage	77,409
State University Board Pre-Construction Reimbursement	9,036
Department/Prior Year Refunds	34,932
Student Activity Interest and Administration	72,916
Soviet American Conference	9,901
Children's House	270,333
Salary and Fringe Reimbursements	12,870
Supply Room Services	168,432
Building Space Rental	8,488
Duplicating and Xerox	198,494
KMSU Radio Contracts	22,938
Chemistry Lab Breakage	2,147
Physical Plant Labor Reimbursements	11,530
Postage	83,473
Regional Computer Center	2,228
Physics, Engineering and Technology Applied Research	4,310
Sale of State Property	22,115

Other Sources (Continued)

Urban Studies Interest Income	14,793
Room Key Deposit	2,108
Library-Xerox-Coin Operation	34,593
Library Carrel Key Deposit	2,542
Vending	62,352
Miscellaneous Earnings	9,038
<i>Total Other Sources</i>	<u>1,843,500</u>

Indirect Cost Recoveries

Student Aid and Sponsored Program Administrative Costs	<u>387,456</u>
--	----------------

Sales and Services of Educational Activities

MSUSA Federal Credit Union	3,465
Mankato Technical College Co-Op Program	39,542
Summer Study In France	23,361
Elderhostel	9,394
Northern Light	3,557
Faribault Technical College Co-Op	24,727
Electrical Engineering and Technical Activities	13,951
Nursing Activities	6,905
Vienna Student Deposit	47,432
Library Services	9,527
Student Activity Programs	149,107
Intercollegiate Athletics-Activity	313,367
Music Programs	39,286
Communication Media	170,207
Intramural Activities	22,446
University Field Trips	60,850
Theatre Activities	194,031
International Business Institute	40,804
Career Development and Placement	10,228
Dental Hygiene	58,421
Conferences	39,000
Workshops/Seminars/Special Programs	45,633
Activity Week/Days	2,922
Elementary/Secondary School Activities	16,347
Educational Supplies	5,949
Aviation Program	820,045
Miscellaneous Activities	6,806
Education Field Studies Research	11,136
Nursing CEU Food	2,986
Human Economy Center	2,804
Computer Services	2,647
Laserwriter Erase Cards	10,885
Veterans Report Fees	3,103
Experiential Education Ropes Course	7,315
Cultural Diversity Program Activities	37,636
MHECB Administration Cost	47,268
Export Consulting	10,722
Mexico Program	115,836
Popcorn Machine Centennial Student Union	12,334
Student Orientation-Registration	171,224
Graduate Alternative Plan	3,347
Ed Foundations Human Relations Text	3,566
Key Deposit/Music Instrument Damage	3,909
<i>Total Sales and Services of Educational Activities</i>	<u>2,624,028</u>

Total Unrestricted Receipts86,416,600

Mankato State University
Schedule of Operating Receipts of Current Funds
For the Fiscal Year Ended June 30, 1991

Page 3 of 3

Restricted Receipts

Federal Grants and Contracts

Work Study Program	626,173
Pell Grants	6,322,572
Federal Instructional Grants	1,255,103
Supplemental Ed. Opportunity Grant	377,846
<i>Total Federal Grants and Contracts</i>	<u>8,581,694</u>

State Grants and Contracts

Federal Work Study State Matching	268,361
Supplemental Ed. Opportunity Grant State Matching	41,076
State Work Study Program	343,588
State Grants and Scholarships	591,308
<i>Total State Grants and Contracts</i>	<u>1,244,332</u>

Private Gifts, Grants and Contracts

Private Grants	1,237,946
Athletic Talent Grants	150,122
Other Private Scholarships	477,874
<i>Total Private Gifts, Grants and Contracts</i>	<u>1,865,941</u>

11,691,968

Total Restricted Receipts

Total Receipts of Current Funds

98,108,568

Mankato State University
Schedule of Operating Expenditures and Mandatory Transfers
of Current Funds
For the Fiscal Year Ended June 30, 1991

	Salaries and Wages
<u>Educational and General</u>	
General Academic Instruction	
College of Arts and Humanities	5,590,020
College of Business	5,825,043
College of Education	4,247,811
College of Health and Human Performance	3,646,145
College of Natural Science, Math, and Home Economics	6,039,431
College of Social and Behavioral Sciences	5,061,582
College of Engineering	2,037,230
Other Instruction	552,628
<i>Total General Academic Instruction</i>	<u>32,999,891</u>
Summer Session	1,776,035
Extension Instruction	1,081,649
<i>Total Instruction</i>	<u>35,857,575</u>
Individual or Project Research	491,255
Public Service/Community Service	456,890
Libraries and Instructional Resources	3,056,144
Computer Services - Academic Support	640,054
Instructional Administration and Support	3,081,595
Financial Aids and Scholarships	0
Student Support Services	4,258,641
Intercollegiate Athletics	1,145,321
Executive Management	1,517,180
Institutional Support Services	5,222,345
Physical Plant Operations	3,019,966
State University Board Cost Distribution	29,946
Federal Work Study Student Salaries	894,534
State Work Study Student Salaries	343,588
<i>Total</i>	<u>24,157,459</u>
<i>Total Educational and General</i>	<u>60,015,033</u>
Auxiliary Enterprises	
Residence Halls	2,254,171
Student Union	802,923
Athletic Camps and Fundraisers	70,159
Health Service	527,323
Computer Store	18,176
Bookstore Administration	2,907
MSSA Student Exchange	10,810
Parking Operating	419,099
Departmental Accounts/Field Trips	14,716
<i>Total Auxiliary Enterprises</i>	<u>4,120,283</u>
<i>Total Expenditures and Mandatory Transfers</i>	<u>64,135,316</u>

Supplies and Expenses	Capital Outlays	Mandatory Transfers	Total
359,639	35,750	0	5,985,409
209,832	3,936	0	6,038,811
447,906	27,122	0	4,722,840
153,560	9,818	0	3,809,523
564,011	185,823	0	6,789,265
344,188	21,392	0	5,427,162
293,969	450,458	0	2,781,658
17,321	101,187	0	671,137
<u>2,390,427</u>	<u>835,487</u>	<u>0</u>	<u>36,225,804</u>
69,737	5,015	0	1,850,787
107,223	0	0	1,188,872
<u>2,567,388</u>	<u>840,502</u>	<u>0</u>	<u>39,265,464</u>
374,198	57,150	0	922,603
221,382	9,926	0	688,198
1,084,354	102,848	0	4,243,346
149,730	270,938	0	1,060,722
629,470	140,705	0	3,851,770
7,926,707	0	0	7,926,707
2,390,302	199,339	0	6,848,283
823,894	14,198	0	1,983,414
149,239	57,602	0	1,724,020
1,257,485	366,920	0	6,846,750
2,927,386	77,055	0	6,024,407
77,904	940,522	0	1,048,372
0	0	0	894,534
0	0	0	343,588
<u>18,012,051</u>	<u>2,237,203</u>	<u>0</u>	<u>44,406,713</u>
<u>20,579,439</u>	<u>3,077,705</u>	<u>0</u>	<u>83,672,177</u>
3,652,876	42,050	1,552,292	7,501,389
371,782	12,869	724,241	1,911,815
304,566	0	0	374,724
186,866	772	0	714,960
134,779	716,471	0	869,426
183,957	0	0	186,864
24,521	0	0	35,331
183,211	79,742	0	682,052
114,599	0	0	129,314
<u>5,157,155</u>	<u>851,904</u>	<u>2,276,534</u>	<u>12,405,877</u>
<u>25,736,594</u>	<u>3,929,609</u>	<u>2,276,534</u>	<u>96,078,053</u>

Mankato State University
Schedule of Depreciation of Plant Assets
June 30, 1991

	Acquisition Date	Beginning Balance Cost	FY91 Additions (Deductions)
Buildings			
Academic Buildings			
Armstrong Hall	1964	2,009,389	0
Highland Arena/Blakslee Stadium	1962	2,523,729	
<i>Prior Period Adjustment*</i>		<u>(59,309)</u>	
Highland Arena/Blakslee Stadium, Restated		2,464,420	0
Highland Arena North	1979	3,108,991	
<i>Prior Period Adjustment*</i>		<u>59,309</u>	
Highland Arena North, Restated		3,168,300	0
Highland Power Plant	1962	1,221,257	0
Memorial Library	1967	1,347,290	0
Memorial Library	1969	959,591	0
Morris Hall	1968	810,308	0
Morris Hall Addition	1979	1,534,922	0
Nelson Hall	1962	880,430	0
Nelson Hall Addition	1979	966,602	0
Performing Arts Building	1967	1,823,226	0
Trafton Science Building	1972	9,889,975	0
Trafton Science Remodeling	1979	292,320	0
Trafton Science Remodeling Phase II	1989	867,053	0
Wiecking Center	1959	1,486,455	0
Wiecking Center Remodeling	1979	456,175	0
Wiecking Center Remodeling Phase II	1990	1,364,474	0
Wigley Administration Building	1979	2,556,481	0
G. M. Wissink Building	1988	4,439,814	0
Pennington Classroom Building**	1987	284,700	0
Andreas Observatory	1990	240,239	
<i>Prior Period Adjustment*</i>		<u>(2,905)</u>	
Andreas Observatory, Restated		237,334	0
<i>Total Academic Buildings</i>		<u>39,060,516</u>	<u>0</u>
Non-Academic Buildings			
Steel Shop Building***	1983	278,396	0
Ostrander Bell Tower	1990	<u>275,453</u>	<u>0</u>
<i>Total Non-Academic Buildings</i>		<u>553,849</u>	<u>0</u>
Total Buildings Excluding Residence Halls		<u>39,614,365</u>	<u>0</u>

* Prior period adjustments are a restatement of historical cost to match the State University Board's records.

** The Pennington Foundation building is being purchased through a lease from the Mankato State University Foundation.

*** The Steel Building was leased from Mankato State University Foundation through 5/31/91 and transfer of ownership to Mankato State University occurred after this date.

Ending Balance Cost	Prior Year Accumulated Depreciation	Current Year Depreciation	Total Accumulated Depreciation	Depreciated Value
2,009,389	1,356,344	50,228	1,406,572	602,817
2,464,420	1,626,828	159,877	1,786,705	677,715
3,168,300	870,103	80,367	950,490	2,217,810
1,221,257	867,192	18,219	885,411	335,846
1,347,290	798,849	9,365	808,213	539,077
959,591	569,536	6,380	575,916	383,675
810,308	461,677	24,508	486,185	324,123
1,534,922	422,103	38,374	460,477	1,074,445
880,430	596,775	41,538	638,312	242,118
966,602	267,673	22,308	289,981	676,621
1,823,226	1,075,833	63,683	1,139,516	683,710
9,889,975	4,645,931	299,057	4,944,988	4,944,987
292,320	88,406	6,598	95,004	197,316
867,053	21,676	21,677	43,353	823,700
1,486,455	1,118,904	70,260	1,189,164	297,291
456,175	125,283	11,570	136,853	319,322
1,364,474	0	34,112	34,112	1,330,362
2,556,481	703,032	63,912	766,944	1,789,537
4,439,814	277,752	55,234	332,986	4,106,828
284,700	21,353	14,236	35,588	249,112
237,334	0	5,933	5,933	231,401
<u>39,060,516</u>	<u>15,915,249</u>	<u>1,097,454</u>	<u>17,012,703</u>	<u>22,047,813</u>
278,396	41,759	6,960	48,719	229,677
<u>275,453</u>	<u>0</u>	<u>6,886</u>	<u>6,886</u>	<u>268,567</u>
<u>553,849</u>	<u>41,759</u>	<u>13,846</u>	<u>55,605</u>	<u>498,244</u>
<u>39,614,365</u>	<u>15,957,009</u>	<u>1,111,300</u>	<u>17,068,308</u>	<u>22,546,057</u>

Mankato State University
Schedule of Depreciation of Plant Assets
June 30, 1991

	Acquisition Date	Beginning Balance Cost	FY91 Additions (Deductions)
Residence Halls			
Crawford Center	1959	2,042,209	0
Crawford Center Addition	1962	532,869	0
McElroy Center	1964	2,389,074	0
McElroy Center Addition	1964	1,111,077	0
Gage Hall and Food Service	1965	2,405,413	0
Gage Hall and Food Service	1966	2,478,572	0
Programmed Dorm	1966	32,148	0
Capitalization:			
Renewal and Replacements		2,616,854	0
Rehabilitation Projects		276,266	0
<i>Total Residence Halls</i>		<u>13,884,482</u>	<u>0</u>
Student Union			
Centennial Student Union	1967	2,052,240	0
Centennial Student Union Addition	1972	2,137,713	0
Capitalization:			
Renewal and Replacements		1,265,266	0
Bowling Alley		115,790	0
<i>Total Student Union</i>		<u>5,571,009</u>	<u>0</u>
<i>Total Buildings</i>		<u>59,069,856</u>	<u>0</u>
Equipment			
M & E Fixed Asset Inventory		23,038,696	(296,512)
Residence Halls Fixed Asset Inventory		969,433	72,450
<i>Accumulated Depreciation of Disposals</i>			
Student Union Fixed Asset Inventory		646,464	426,401
<i>Accumulated Depreciation of Disposals</i>			
Student Activity Fixed Asset Inventory		553,043	207,782
<i>Accumulated Depreciation of Disposals</i>			
Library Books and Materials*		5,423,919	278,826
<i>Accumulated Depreciation of Fully Depreciated Materials</i>			
<i>Total Equipment</i>		<u>30,631,555</u>	<u>688,947</u>
<i>Total Plant Assets</i>		<u>89,701,411</u>	<u>688,947</u>

* Library books and materials have been restated to exclude fully depreciated materials.

Ending Balance Cost	Prior Year Accumulated Depreciation	Current Year Depreciation	Total Accumulated Depreciation	Depreciated Value
2,042,209	1,633,760	51,055	1,684,815	357,394
532,869	386,338	13,322	399,660	133,209
2,389,074	1,612,629	59,727	1,672,356	716,718
1,111,077	749,979	27,777	777,756	333,321
2,405,413	1,563,510	60,135	1,623,645	781,768
2,478,572	1,549,100	61,964	1,611,064	867,508
32,148	20,100	804	20,904	11,244
2,616,854	1,053,032	129,600	1,182,632	1,434,222
276,266	276,266	0	276,266	0
<u>13,884,482</u>	<u>8,844,714</u>	<u>404,384</u>	<u>9,249,098</u>	<u>4,635,384</u>
2,052,240	1,231,344	51,306	1,282,650	769,590
2,137,713	1,015,417	53,443	1,068,860	1,068,853
1,265,266	417,746	63,263	481,009	784,257
115,790	76,483	2,895	79,378	36,412
<u>5,571,009</u>	<u>2,740,990</u>	<u>170,907</u>	<u>2,911,897</u>	<u>2,659,112</u>
<u>59,069,856</u>	<u>27,542,712</u>	<u>1,686,591</u>	<u>29,229,303</u>	<u>29,840,553</u>
22,742,184	10,062,435	2,575,482	12,637,917	10,104,267
1,041,883	641,132	61,980		
	(16,259)		686,853	355,030
1,072,865	461,555	48,751		
	(2,621)		507,685	565,180
760,825	255,009	65,880		
	(5,448)		315,441	445,384
5,702,745	2,365,934	499,010		
	(433,823)		2,431,121	3,271,624
<u>31,320,502</u>	<u>13,327,914</u>	<u>3,251,103</u>	<u>16,579,017</u>	<u>14,741,485</u>
<u>90,390,358</u>	<u>40,870,626</u>	<u>4,937,694</u>	<u>45,808,320</u>	<u>44,582,038</u>